

PSB/RSB

Metallized Polypropylene Film Capacitors

Radial Leaded with Double Sided Electrodes



FEATURES

Power Semiconductor Module Protection - High Pulse and rms Current - Multiple Leads

APPLICATIONS

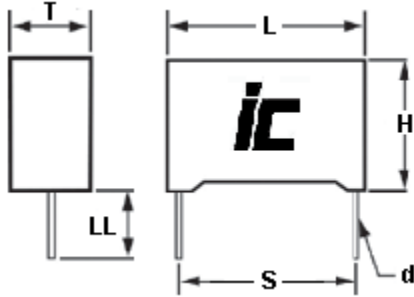
Power Semiconductor Circuits - Resonant Circuits - Induction Heaters - Switching Power Supplies

Operating Temperature Range	PSB: -40°C to +100°C, observing voltage and current derating RSB: -40°C to +85°C									
Capacitance Tolerance	±10% at 1 kHz, 25°C ±5% optional									
Non-Recurrent SVDC	WVDC	700	850	1000	1200	1500	2000	2500	3000	
	VAC (RSB)	1100	1300 (1200)	1550 (1300)	1750 (1600)	2200	2600 (2400)	3300	4000 (3500)	
AC voltage (50/60 Hz)	WVDC	700	850	1000	1200	1500	2000	2500	3000	
	VAC	420	500	575	630	650	700	725	750	
For T>+85°C, The voltage (DC/AC) must be decreased by (1.5/2.5)% per °C										
Dissipation Factor (MAX) 25°C	Frequency (kHz)	C≤1uF		C>1uF						
	1	0.05%		0.06%						
Insulation Resistance @25°C (<70% RH) for 1 minute at 100VDC applied	Insulation Resistance									
	30000 MΩxuF (not to exceed 30GΩ)									
Self Inductance	<1 nano-Henry per mm of lead spacing									
Capacitance Drift Factor	<0.5% after 2 years at 40°C									
Life Expectancy	100000 Hours @WVDC 30000 Hours @ VAC									
	Capacitance Change	≤3% of initially measured value								
Failure quota	300/ Billion component hours									
Damp Heat test	56 days at 40°C with 90 to 95%RH, +40°C and no voltage applied									
	Capacitance Change	≤2% of initially measured value								
	Dissipation Factor	≤0.001 at 1kHz and 25°C								
	Insulation Resistance	>50% of maximum specified value								
Self Inductance	<1 nano-Henry per mm of lead spacing									
Capacitance Drift Factor	<0.5% after 2 years at 40°C									
Capacitance Temperature Coefficient	-200 ppm/°C, ±100ppm/°C									
Dielectric Strength	Terminal to Terminal					Terminal to case				
	160% of rated VDC or 150% VAC applied for 2 Seconds and 25°C					3kVAC @ 50/60 Hz applied between terminals and case for 60 seconds at 25°C				
Dielectric	Polypropylene									
Construction	Double Metallized film with internal series connections									
Coating	Flame Retardant plastic box with epoxy resin (UL94V-0)									
Leads	Lead free tinned copper leads									

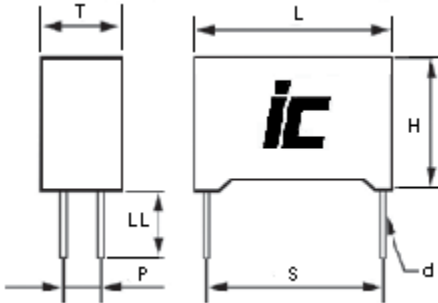
PSB/RSB

Metallized Polypropylene Film Capacitors

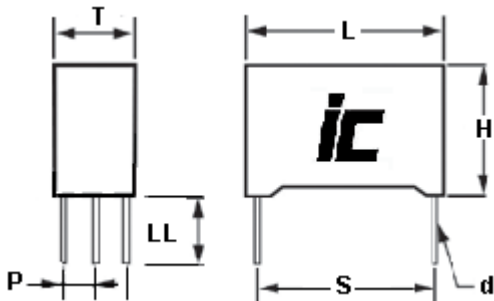
Radial Leaded with Double Sided Electrodes



WVDC	ALL	<850	850<v<2000		2500		ALL	ALL
L	27.5	32	32	32	32	32	42.5	57.5
H	ALL	20	22,24.5	>24.5	33	>33	ALL	ALL
T	ALL	ALL	≤15	>15	<18	>18	ALL	ALL
S	22.5	27.5	27.5	27.5	27.5	27.5	37.5	52.5
d	0.8	0.8	1.0	1.2	1.0	1.2	1.2	1.2
LL	5±1 (25±5 Optional)							



L	32	32	32	42.5	42.5	57.5
H	>22	22>H>,24.5	≥28	≥37	>37	ALL
P	10.2	≤15	≤15	>18	ALL	20.3
S	27.5	27.5	27.5	37.5	37.5	52.5
d	0.8	1.0	1.0	1.2	1.2	1.2
LL	5.5±1.5					



L	57.5
H	ALL
T	ALL
S	52.5±0.4
P	10.2±0.05
LL	5.5±1.5
d	1.2±0.05

PSB_RSB

2,4,6 Radial Lead, High Current/low ESR

WVDC	Capacitance (µF)	IC PART NUMBER	dv/dt (v/µ sec.)	Maximum RMS Ripple Current (A) 100 kHz, +70°C	Typical ESR (mΩ) 100 kHz, +25°C	Dims LxHxT (mm)	S (MM)	d (MM)	P (MM)	# Leads
700	0.1	104PSB700K2G	1200	4	13.3	26.5x16x7	22.5	0.8		2
700	0.15	154PSB700K2G	1200	5.5	9.5	26.5x18.5x10	22.5	0.8		2
700	0.22	224PSB700K2G	1200	6.5	7	26.5x20x11	22.5	0.8		2
700	0.22	224PSB700K2H	900	6.5	8	32x20x11	27.5	0.8		2
700	0.33	334PSB700K2H	1500	8.5	6	32x22x13	27.5	1		2
700	0.47	474PSB700K2H	900	10	4.8	32x24.5x15	27.5	1		2
700	0.68	684PSB700K2H	900	14	3.8	32x33x18	27.5	1.2		2
700	0.68	684PSB700K4H	900	17	3.1	32x33x18	27.5	1.2	5.1	4
700	1	105PSB700K4H	900	21	2.5	32x37x22	27.5	1.2	10.2	4
700	1	105PSB700K2H	900	14	3.2	32x37x22	27.5	1.2		2
700	1	105PSB700K2J	600	13.5	4	42.5x28x17	37.5	1.2		2
700	1.5	155PSB700K2J	600	14	3.6	42.5x30x22	37.5	1.2		2
700	1.8	185RSB700K4H	720	19.5	2.8	32x37x22	27.5	1.2	10.2	4
700	1.8	185RSB700K4H	720	19.5	2.8	32x37x22	27.5	1.2	10.5	4
700	2	205PSB700K4J	600	22.5	2.5	42.5x37x28	37.5	1.2	10.2	4
700	2	205PSB700K4JA	600	22.5	2.5	41.5x40x20	37.5	1.2	10.2	4
700	2	205PSB700K2J	600	14	3.2	42.5x37x28	37.5	1.2		2
700	2	205PSB700K2JA	600	14	3.2	41.5x40x20	37.5	1.2		2
700	2	205RSB700K2J	455	13	4.9	42x32x17	37.5	1.2		2
700	2.2	225RSB700K2J	455	13.5	4.6	42.5x30x22	37.5	1.2		2
700	2.2	225PSB700K2J	600	14	3.1	42.5x37x28	37.5	1.2		2
700	2.2	225PSB700K4J	600	23	2.4	42.5x37x28	37.5	1.2	20.3	4
700	2.5	255PSB700K4J	600	24.5	2.2	42.5x37x28	37.5	1.2	20.3	4
700	2.5	255PSB700K4JA	600	27	2.2	41.5x44x24	37.5	1.2	10.2	4
700	2.5	255RSB700K2J	455	14	4.5	42.5x33.5x22	37.5	1.2		2
700	2.5	255PSB700K2J	600	14	2.7	42.5x37x28	37.5	1.2		2
700	2.5	255PSB700K2JA	600	14	2.7	41.5x44x24	37.5	1.2		2
700	3	305PSB700K2J	600	14	2.7	42.5x45x30	37.5	1.2		2
700	3	305PSB700K4J	600	27	2	42.5x45x30	37.5	1.2	20.3	4
700	3.3	335PSB700K4J	600	27	2	42.5x45x30	37.5	1.2	20.3	4
700	3.3	335PSB700K6J	600	29.5	1.9	42.5x45x30	37.5	1.2	10.2	6
700	3.3	335PSB700K2J	600	14	2.7	42.5x45x30	37.5	1.2		2
700	3.3	335RSB700K4J	455	19.5	3.3	42.5x37x28	37.5	1.2	10.2	4
700	3.3	335RSB700K2J	455	14	4	42.5x37x28	37.5	1.2		2
700	4	405PSB700K2R	360	14	3.1	57.5x45x30	52.5	1.2		2
700	4	405PSB700K6R	200	27	2.4	57.5x45x30	52.5	1.2	10.2	6
700	4	405PSB700K4R	360	27	2.4	57.5x45x30	52.5	1.2	20.3	4
700	4.7	475RSB700K4J	455	24.5	2.7	42.5x45x30	37.5	1.2	20.3	4
700	4.7	475RSB700K2J	455	14	3.4	42.5x45x30	37.5	1.2		2
700	4.7	475PSB700K2R	360	14	2.9	57.5x50x35	52.5	1.2		2
700	4.7	475PSB700K4R	360	27	2.2	57.5x50x35	52.5	1.2	20.3	4
700	4.7	475PSB102K6R	500	37.5	1.7	57.5x57.5x38	52.5	1.2	10.2	6
700	4.7	475PSB700K6R	360	30	2.1	57.5x50x35	52.5	1.2	10.2	6
700	5	505RSB700K4J	455	24.5	2.7	42.5x45x30	37.5	1.2	20.3	4
700	5	505RSB700K2J	455	14	3.4	42.5x45x30	37.5	1.2		2
700	5	505PSB700K2R	360	14	2.9	57.5x50x35	52.5	1.2		2
700	5	505PSB700K6R	360	30.5	2.1	57.5x50x35	52.5	1.2	10.2	6
700	5	505PSB700K4R	360	27	2.2	57.5x50x35	52.5	1.2	20.3	4
700	5.6	565PSB700K4R	360	27	1.9	57.5x50x35	52.5	1.2	20.3	4
700	5.6	565PSB700K6R	360	32	1.8	57.5x50x35	52.5	1.2	10.2	6
700	5.6	565PSB700K2R	360	14	2.6	57.5x50x35	52.5	1.2		2
700	6.3	635PSB700K2R	360	14	2.6	57.5x50x35	52.5	1.2		2
700	6.3	635PSB700K4R	360	27	1.9	57.5x50x35	52.5	1.2	20.3	4
700	6.3	635PSB700K6R	360	33.5	1.8	57.5x50x35	52.5	1.2	10.2	6
700	6.8	685PSB700K6R	360	35.5	1.7	57.5x57.5x38	52.5	1.2	10.2	6
700	6.8	685PSB700K4R	360	27	1.8	57.5x57.5x38	52.5	1.2	20.3	4
700	6.8	685RSB700K4R	285	23.5	3.3	57.5x45x30	52.5	1.2	20.3	4
700	6.8	685RSB700K2R	285	14	4	57.5x45x30	52.5	1.2		2

PSB_RSB

2,4,6 Radial Lead, High Current/low ESR

WVDC	Capacitance (µF)	IC PART NUMBER	dv/dt (v/µ sec.)	Maximum RMS Ripple Current (A) 100 kHz, +70°C	Typical ESR (mΩ) 100 kHz, +25°C	Dims LxHxT (mm)	S (MM)	d (MM)	P (MM)	# Leads
700	8	805PSB700K4R	360	27	1.7	57.5x57.5x38	52.5	1.2	20.3	4
700	8	805PSB700K6R	360	38	1.6	57.5x57.5x38	52.5	1.2	10.2	6
700	10	106RSB700K6R	285	30	2.4	57.5x50x35	52.5	1.2	10.2	6
700	10	106RSB700K2R	285	14	3.2	57.5x50x35	52.5	1.2		2
700	10	106RSB700K4R	285	27	2.5	57.5x50x35	52.5	1.2	20.3	4
700	12	126RSB700K4R	285	27	2.2	57.5x57.5x38	52.5	1.2	20.3	4
700	12	126RSB700K6R	285	34	2.1	57.5x57.5x38	52.5	1.2	10.2	6
850	0.068	683PSB850K2G	1550	4	14	26.5x16x7	22.5	0.8		2
850	0.1	104PSB850K2G	1550	5	10.4	26.5x18.5x10	22.5	0.8		2
850	0.15	154PSB850K2G	1550	6.5	7.5	26.5x20x11	22.5	0.8		2
850	0.15	154PSB850K2H	1120	6.5	8.6	32x20x11	27.5	0.8		2
850	0.22	224PSB850K2H	1120	8	6.4	32x22x13	27.5	1		2
850	0.33	334PSB850K2H	1900	10	4.9	32x24.5x15	27.5	1		2
850	0.47	474PSB850K2H	1120	14	3.9	32x33x18	27.5	1.2		2
850	0.47	474PSB850K4H	1120	16.5	3.2	32x33x18	27.5	1.2	10.2	4
850	0.68	684PSB850K4H	1120	20.5	2.6	32x37x22	27.5	1.2	10.2	4
850	0.68	684PSB850K2H	1120	14	3.3	32x37x22	27.5	1.2		2
850	0.68	684RSB850K2H	900	12	5.6	32x33x18	27.5	1.2		2
850	0.68	684PSB850K2J	510	13	4.3	42.5x28x17	37.5	1.2		2
850	0.82	824RSB850K4H	900	13	5.1	32x33x18	27.5	1.2		4
850	0.82	824PSB850K2J	750	14	3.8	42x32x14	37.5	1.2		2
850	1	105RSB850K2H	900	14	4.6	32x37x22	27.5	1.2		2
850	1	105RSB850K4H	900	17	3.9	32x37x22	27.5	1.2	10.2	4
850	1	105PSB850K2J	750	14	3.3	42.5x30x22	37.5	1.2		2
850	1	105PSB850K4J	750	18.5	2.6	42.5x37x28	37.5	1.2	10.2	4
850	1.2	125PSB850K4J	900	20	2.4	42.5x33.5x22	37.5	1.2	10.2	4
850	1.2	125RSB850K2J	600	11.5	6.1	42x32x17	37.5	1.2		2
850	1.2	125PSB850K2J	900	14	3.1	42.5x33.5x22	37.5	1.2		2
850	1.5	155PSB850K2JA	750	14	2.9	41.5x44x24	37.5	1.2		2
850	1.5	155RSB850K2J	600	12.5	5.5	42.5x30x22	37.5	1.2		2
850	1.5	155PSB850K4JA	750	26	2.3	41.5x44x24	37.5	1.2	10.2	4
850	1.5	155PSB850K2J	750	14	2.9	42.5x37x28	37.5	1.2		2
850	1.5	155PSB850K4J	750	24	2.3	42.5x37x28	37.5	1.2	20.3	4
850	2	205PSB850K4J	750	27	2.1	42.5x45x30	37.5	1.2	20.3	4
850	2	205PSB850K6J	750	29	2	42.5x45x30	37.5	1.2	10.2	6
850	2	205PSB850K2J	750	14	2.7	42.5x45x30	37.5	1.2		2
850	2	205RSB850K4J	600	17	4.2	42.5x37x28	37.5	1.2	10.2	4
850	2	205RSB850K4JA	600	17	4.2	41.5x40x20	37.5	1.2	10.2	4
850	2	205RSB850K2J	600	14	4.9	42.5x37x28	37.5	1.2		2
850	2	205RSB850K2JA	600	14	4.9	41.5x40x20	37.5	1.2		2
850	2.2	225RSB850K2J	600	14	4.8	42.5x37x28	37.5	1.2		2
850	2.2	225RSB850K4J	600	17.5	4.1	42.5x37x28	37.5	1.2	20.3	4
850	2.2	225PSB850K2J	750	14	2.7	42.5x45x30	37.5	1.2		2
850	2.2	225PSB850K6J	750	30	2	42.5x45x30	37.5	1.2	10.2	6
850	2.2	225PSB850K4J	750	27	2.1	42.5x45x30	37.5	1.2	20.3	4
850	2.5	255RSB850K4J	600	21	3.7	41.5x44x24	37.5	1.2	10.2	4
850	2.5	255RSB850K2J	600	14	4.4	41.5x44x24	37.5	1.2		2
850	2.5	255PSB850K2R	450	14	2.9	57.5x45x30	52.5	1.2		2
850	2.5	255PSB850K4R	450	27	2.2	57.5x45x30	52.5	1.2	20.3	4
850	3	305RSB850K4J	600	22	3.3	42.5x45x30	37.5	1.2	20.3	4
850	3	305RSB850K2J	600	14	4	42.5x45x30	37.5	1.2		2
850	3	305PSB850K2R	450	14	3	57.5x45x30	52.5	1.2		2
850	3	305PSB850K4R	450	27	2.3	57.5x45x30	52.5	1.2	20.3	4
850	3	305PSB850K6R	450	29	2.2	57.5x45x30	52.5	1.2	10.2	6
850	3.3	335RSB850K4J	600	23	3.2	42.5x45x30	37.5	1.2	20.3	4
850	3.3	335RSB850K2J	600	14	3.9	42.5x45x30	37.5	1.2		2
850	3.3	335PSB850K2R	450	14	2.6	57.5x45x30	52.5	1.2		2
850	3.3	335PSB850K6R	450	30	2.1	57.5x45x30	52.5	1.2	10.2	6

PSB_RSB

2,4,6 Radial Lead, High Current/low ESR

WVDC	Capacitance (µF)	IC PART NUMBER	dv/dt (v/µ sec.)	Maximum RMS Ripple Current (A) 100 kHz, +70°C	Typical ESR (mΩ) 100 kHz, +25°C	Dims LxHxT (mm)	S (MM)	d (MM)	P (MM)	# Leads
850	3.3	335PSB850K4R	450	27	2	57.5x45x30	52.5	1.2	20.3	4
850	4	405PSB850K4R	450	27	2	57.5x50x35	52.5	1.2	20.3	4
850	4	405PSB850K6R	450	32.5	1.9	57.5x50x35	52.5	1.2	10.2	6
850	4	405PSB850K2R	450	14	2.6	57.5x50x35	52.5	1.2		2
850	4	405RSB850K4R	360	22	3.7	57.5x45x30	52.5	1.2	20.3	4
850	4	405RSB850K2R	360	14	4.3	57.5x45x30	52.5	1.2		2
850	4.7	475PSB850K2R	450	14	2.5	57.5x50x35	52.5	1.2		2
850	4.7	475PSB850K4R	450	27	1.9	57.5x50x35	52.5	1.2	20.3	4
850	4.7	475PSB850K6R	450	34.5	1.8	57.5x50x35	52.5	1.2	10.2	6
850	5.6	565PSB850K6R	450	37	1.6	57.5x57.5x38	52.5	1.2	10.2	6
850	5.6	565PSB850K4R	450	27	1.7	57.5x57.5x38	52.5	1.2	20.3	4
850	5.6	565RSB850K4R	360	26.5	3	57.5x50x35	52.5	1.2	20.3	4
850	5.6	565RSB850K2R	360	14	3.6	57.5x50x35	52.5	1.2		2
850	6	605PSB850K4R	450	27	1.7	57.5x57.5x38	52.5	1.2	20.3	4
850	6	605PSB850K6R	450	38	1.6	57.5x57.5x38	52.5	1.2	10.2	6
850	6.8	685RSB850K6R	360	29.5	2.6	57.5x57.5x38	52.5	1.2	10.2	6
850	6.8	685RSB850K4R	360	27	2.7	57.5x57.5x38	52.5	1.2	20.3	4
850	8	805RSB850K4R	360	27	2.4	57.5x57.5x38	52.5	1.2	20.3	4
850	8	805RSB850K6R	360	33	2.3	57.5x57.5x38	52.5	1.2	10.2	6
1000	0.047	473PSB102K2G	1800	3.5	18.5	26.5x16x7	22.5	0.8		2
1000	0.068	683PSB102K2G	1800	4.5	13.7	26.5x17x8.5	22.5	0.8		2
1000	0.1	104PSB102K2G	1800	5.5	9.9	26.5x20x11	22.5	0.8		2
1000	0.1	104PSB102K2H	1300	5	11	32x17x9	27.5	0.8		2
1000	0.15	154PSB102K2G	1800	7	7.3	26.5x22x13	22.5	0.8		2
1000	0.15	154PSB102K2H	1300	6.5	8.2	32x20x11	27.5	0.8		2
1000	0.22	224PSB102K2H	1300	8.5	5.7	32x22x13	27.5	1		2
1000	0.33	334PSB102K2H	1300	12.5	4.5	32x28x14	27.5	1.2		2
1000	0.47	474PSB102K2H	1300	14	3.7	32x33x18	27.5	1.2		2
1000	0.47	474PSB102K4H	1300	17	3	32x33x18	27.5	1.2	10.2	4
1000	0.47	474PSB102K2J	870	12	4.7	42.5x28x17	37.5	1.2		2
1000	0.68	684RSB102K4H	1300	17	4	32x37x22	27.5	1.2	10.2	4
1000	0.68	684RSB102K2H	1300	14	4.7	32x37x22	27.5	1.2		2
1000	0.68	684RSB102K2J	750	11.5	5.9	42.5x28x17	37.5	1.2		2
1000	0.68	684PSB102K2J	870	14	4.1	42.5x30x22	37.5	1.2		2
1000	0.68	684PSB102K4J	870	17	3.4	42.5x37x28	37.5	1.2	10.2	4
1000	1	105PSB102K4J	870	22	2.9	42.5x37x28	37.5	1.2	10.2	4
1000	1	105PSB102K2J	870	14	3.6	42.5x37x28	37.5	1.2		2
1000	1	105PSB102K2JA	870	14	3	41.5x44x24	37.5	1.2		2
1000	1	105PSB102K4JA	870	22	2.9	41.5x40x20	37.5	1.2	10.2	2
1000	1	105RSB102K4J	750	15.5	4	42.5x30x22	37.5	1.2	10.2	4
1000	1	105RSB102K2J	750	14	4.7	42.5x30x22	37.5	1.2		2
1000	1.5	155RSB102K2J	750	14	4	42.5x37x28	37.5	1.2		2
1000	1.5	155RSB102K4J	750	19.5	3.3	42.5x37x28	37.5	1.2	10.2	4
1000	1.5	155PSB102K2J	870	14	3	42.5x45x30	37.5	1.2		2
1000	1.5	155PSB102K4J	870	26	2.3	42.5x45x30	37.5	1.2	20.3	4
1000	1.8	185RSB102K4J	750	22.5	3.2	41.5x44x24	37.5	1.2	10.2	4
1000	1.8	185RSB102K2J	750	14	3.9	41.5x44x24	37.5	1.2		2
1000	2	205RSB102K2J	750	14	3.9	42.5x45x30	37.5	1.2		2
1000	2	205RSB102K4J	750	23	3.2	42.5x45x30	37.5	1.2	20.3	4
1000	2	205PSB102K2R	500	14	3.4	57.5x45x30	52.5	1.2		2
1000	2	205PSB102K4R	500	26	2.7	57.5x45x30	52.5	1.2	20.3	4
1000	2.2	225RSB102K4J	750	24	3.1	42.5x45x30	37.5	1.2	20.3	4
1000	2.2	225RSB102K2J	750	14	3.8	42.5x45x30	37.5	1.2		2
1000	2.2	225PSB102K2R	500	14	3.3	57.5x45x30	52.5	1.2		2
1000	2.2	225PSB102K4R	500	26	2.6	57.5x45x30	52.5	1.2	20.3	4
1000	3	305RSB102K2R	450	14	3.9	57.5x45x30	37.5	1.2		2
1000	3	305RSB102K4R	450	23.5	3.2	57.5x45x30	37.5	1.2	20.3	4
1000	3	305PSB102K2R	500	14	2.9	57.5x50x35	52.5	1.2		2

PSB_RSB

2,4,6 Radial Lead, High Current/low ESR

WVDC	Capacitance (µF)	IC PART NUMBER	dv/dt (v/µ sec.)	Maximum RMS Ripple Current (A) 100 kHz, +70°C	Typical ESR (mΩ) 100 kHz, +25°C	Dims LxHxT (mm)	S (MM)	d (MM)	P (MM)	# Leads
1000	3	305PSB102K4R	500	27	2.2	57.5x50x35	52.5	1.2	20.3	4
1000	3	305PSB102K6R	500	31.5	2.1	57.5x50x35	52.5	1.2	10.2	6
1000	3.3	335PSB102K6R	500	32.5	2	57.5x50x35	52.5	1.2	10.2	6
1000	3.3	335PSB102K4R	500	27	2.1	57.5x50x35	52.5	1.2	20.3	4
1000	3.3	335RSB102K4R	1485	24	3.1	57.5x45x30	52.5	1.2	20.3	2
1000	3.3	335PSB102K2R	500	14	2.8	57.5x50x35	52.5	1.2		2
1000	3.3	335RSB102K2R	450	14	3.8	57.5x45x30	52.5	1.2		2
1000	4	405RSB102K2R	450	14	3.5	57.5x50x35	52.5	1.2		2
1000	4	405RSB102K4R	450	27	2.8	57.5x50x35	52.5	1.2	20.3	4
1000	4	405PSB102K4R	500	27	2	57.5x57.5x38	52.5	1.2	20.3	4
1000	4	405PSB102K6R	500	34	1.9	57.5x57.5x38	52.5	1.2	10.2	6
1000	4.7	475PSB102K4R	500	27	1.8	57.5x57.5x38	52.5	1.2	20.3	4
1000	4.7	475RSB102K4R	450	27	2.7	57.5x50x35	52.5	1.2	20.3	4
1000	4.7	475RSB102K2R	450	14	3.3	57.5x50x35	52.5	1.2		2
1000	5.6	565RSB102K6R	450	31	2.4	57.5x57.5x38	52.5	1.2	10.2	6
1000	5.6	565RSB102K4R	450	27	2.5	57.5x57.5x38	52.5	1.2	20.3	4
1000	6	605RSB102K4R	450	27	2.4	57.5x57.5x38	52.5	1.2	20.3	4
1000	6	605RSB102K6R	450	33	2.3	57.5x57.5x38	52.5	1.2	10.2	6
1200	0.033	333PSB122K2G	2000	3	23	26.5x16x7	22.5	0.8		2
1200	0.047	473PSB122K2G	4000	3.5	16.9	26.5x17x8.5	22.5	0.8		2
1200	0.068	683PSB122K2G	2000	4.5	12.7	26.5x18.5x10	22.5	0.8		2
1200	0.068	683PSB122K2H	1500	4.5	14.3	32x17x9	27.5	0.8		2
1200	0.1	104PSB122K2G	2000	6	9.7	26.5x22x13	22.5	0.8		2
1200	0.1	104PSB122K2H	1500	6	10.6	32x20x11	27.5	0.8		2
1200	0.15	154PSB122K2H	1500	7.5	7.6	32x22x13	27.5	1		2
1200	0.22	224PSB122K2H	1500	9.5	5.4	32x24.5x15	27.5	1		2
1200	0.33	334PSB122K2H	1500	13.5	4.3	32x33x18	27.5	1.2		2
1200	0.33	334PSB122K4H	1500	15.5	3.6	32x33x18	27.5	1.2		4
1200	0.33	334PSB122K2J	1000	11.5	5.9	42.5x28x17	37.5	1.2		2
1200	0.47	474PSB122K2H	1500	14	3.4	32x37x22	27.5	1.2		2
1200	0.47	474RSB122K2H	1120	12.5	5.7	32x33x18	27.5	1.2		2
1200	0.47	474PSB122K4H	1500	20.5	2.7	32x37x22	27.5	1.2		4
1200	0.47	474PSB122K2J	1000	13.5	4.8	42.5x30x22	37.5	1.2		2
1200	0.68	684RSB122K2H	1120	14	5	32x37x22	27.5	1.2		2
1200	0.68	684RSB122K4H	1120	16	4.3	32x37x22	27.5	1.2	10.2	4
1200	0.68	684PSB122K4J	1000	17.5	3.4	42.5x37x28	37.5	1.2	10.2	4
1200	0.68	684RSB122K2J	870	11.5	6.1	42x32x17	37.5	1.2		2
1200	0.68	684PSB122K2J	1000	14	4.1	42.5x37x28	37.5	1.2		2
1200	0.82	824PSB122K2J	1000	14	3.8	41.5x40x20	37.5	1.2		2
1200	0.82	824RSB122K2J	870	13	5.4	42.5x30x22	37.5	1.2		2
1200	0.82	824PSB122K4J	1000	20.5	3.1	41.5x40x20	37.5	1.2	10.2	4
1200	1	105PSB122K4J	1000	22	2.8	42.5x37x28	37.5	1.2	20.3	4
1200	1	105PSB122K2JA	1000	14	3.5	41.5x44x24	37.5	1.2		2
1200	1	105RSB122K4J	870	17.5	4.1	41.5x40x20	37.5	1.2	10.2	4
1200	1	105PSB122K2J	1000	14	3.5	42.5x37x28	37.5	1.2		2
1200	1	105PSB122K4JA	1000	23.5	2.8	41.5x44x24	37.5	1.2	10.2	2
1200	1	105RSB122K2J	870	14	4.8	41.5x40x20	37.5	1.2		2
1200	1.2	125RSB122K4J	870	19	3.7	42.5x37x28	37.5	1.2	10.2	4
1200	1.2	125PSB122K2J	1000	14	3.2	42.5x45x30	37.5	1.2		2
1200	1.2	125RSB122K2J	870	14	4.4	42.5x37x28	37.5	1.2		2
1200	1.2	125PSB122K4J	1000	25	2.5	42.5x45x30	37.5	1.2	20.3	4
1200	1.5	155PSB122K4J	1000	27	2.2	42.5x45x30	37.5	1.2	20.3	4
1200	1.5	155RSB122K2J	870	14	4	41.5x44x24	37.5	1.2		2
1200	1.5	155PSB122K2J	100	14	2.9	42.5x45x30	37.5	1.2		2
1200	1.5	155RSB122K4J	870	21.5	3.3	41.5x44x24	37.5	1.2	10.2	4
1200	2	205PSB122K2R	575	14	3.2	57.5x45x30	52.5	1.2		2
1200	2	205PSB122K4R	575	26.5	2.5	57.5x45x30	52.5	1.2	20.3	4
1200	2	205PSB122K6R	575	29	2.4	57.5x45x30	52.5	1.2	10.2	6

PSB_RSB

2,4,6 Radial Lead, High Current/low ESR

WVDC	Capacitance (µF)	IC PART NUMBER	dv/dt (v/µ sec.)	Maximum RMS Ripple Current (A) 100 kHz, +70°C	Typical ESR (mΩ) 100 kHz, +25°C	Dims LxHxT (mm)	S (MM)	d (MM)	P (MM)	# Leads
1200	2.2	225PSB122K4R	575	27	2.4	57.5x50x35	52.5	1.2	20.3	4
1200	2.2	225PSB122K6R	575	31	2.3	57.5x50x35	52.5	1.2	10.2	6
1200	2.2	225PSB122K2R	575	14	3	57.5x50x35	52.5	1.2		2
1200	2.2	225RSB122K4R	500	22	3.7	57.5x45x30	52.5	1.2	10.2	4
1200	2.2	225RSB122K2R	500	14	4.4	57.5x45x30	52.5	1.2		2
1200	2.5	255RSB122K2R	500	14	4.2	57.5x45x30	52.5	1.2		2
1200	2.5	255RSB122K4R	500	23	3.5	57.5x45x30	52.5	1.2	20.3	4
1200	2.5	255PSB122K2R	575	14	2.8	57.5x50x35	52.5	1.2		2
1200	2.5	255PSB122K4R	575	27	2.2	57.5x50x35	52.5	1.2	20.3	4
1200	2.5	255PSB122K6R	575	32	2.1	57.5x50x35	52.5	1.2	10.2	6
1200	3.3	335PSB122K6R	575	36	1.9	57.5x57.5x38	52.5	1.2	10.2	6
1200	3.3	335RSB122K4R	500	27	3	57.5x50x35	52.5	1.2	20.3	4
1200	3.3	335PSB122K4R	575	27	2	57.5x57.5x38	52.5	1.2	20.3	4
1200	3.3	335RSB122K2R	500	14	3.7	57.5x50x35	52.5	1.2		2
1200	3.6	365PSB122K4R	575	27	1.9	57.5x57.5x38	52.5	1.2	20.3	4
1200	3.6	365PSB122K6R	575	37.5	1.8	57.5x57.5x38	52.5	1.2	10.2	6
1200	4	405RSB122K6R	500	29	2.5	57.5x57.5x38	52.5	1.2	10.2	6
1200	4	405RSB122K4R	500	27	2.6	57.5x57.5x38	52.5	1.2	20.3	4
1200	4.7	475RSB122K4R	500	27	2.4	57.5x57.5x38	52.5	1.2	20.3	4
1200	4.7	475RSB122K6R	500	33	2.3	57.5x57.5x38	52.5	1.2	10.2	6
1500	0.022	223PSB152K2G	2500	2.5	30	26.5x16x7	22.5	0.8		2
1500	0.033	333PSB152K2G	2500	3.5	22	26.5x17x8.5	22.5	0.8		2
1500	0.047	473PSB152K2G	2500	4	16.5	26.5x18.5x10	22.5	0.8		2
1500	0.047	473PSB152K2H	1900	4	18.2	32x17x9	27.5	0.8		2
1500	0.068	683PSB152K2G	2500	5.5	12.3	26.5x22x13	22.5	0.8		2
1500	0.068	683PSB152K2H	1900	5	13.8	32x20x11	27.5	0.8		2
1500	0.1	104PSB152K2H	1900	6.5	9.5	32x22x13	27.5	0.8		2
1500	0.15	154PSB152K2H	1900	8.5	7.1	32x24.5x15	27.5	1		2
1500	0.22	224PSB152K2H	1900	12.5	5.1	32x33x18	27.5	1.2		2
1500	0.22	224PSB152K4H	1900	14	4.4	32x33x18	27.5	1.2	10.2	4
1500	0.22	224PSB152K2J	1220	10.5	6.9	42.5x28x17	37.5	1.2		2
1500	0.33	334PSB152K2H	1900	14	4.1	32x37x22	27.5	1.2		2
1500	0.33	334RSB152K2H	1220	12	6	32x33x18	27.5	1.2		2
1500	0.33	334PSB152K4H	1900	18	3.4	32x37x22	27.5	1.2	10.2	4
1500	0.33	334PSB152K2J	1220	12.5	5.4	42.5x30x22	37.5	1.2		2
1500	0.47	474RSB152K2H	1500	14	4.8	32x37x22	27.5	1.2		2
1500	0.47	474RSB152K4H	1500	16.5	4.1	32x37x22	27.5	1.2	10.2	4
1500	0.47	474PSB152K4J	1220	16	3.8	42.5x37x28	37.5	1.2	10.2	4
1500	0.47	474PSB152K2J	1220	14	4.5	42.5x37x28	37.5	1.2		2
1500	0.56	564PSB152K2J	1220	14	4.2	41.5x40x20	37.5	1.2		2
1500	0.56	564PSB152K4J	1220	19.5	3.5	41.5x40x20	37.5	1.2	10.2	4
1500	0.68	684PSB152K4J	1220	20.5	3.2	41.5x44x24	37.5	1.2	10.2	4
1500	0.68	684PSB152K4J	1220	20.5	3.2	42.5x37x28	37.5	1.2	10.2	4
1500	0.68	684RSB152K2J	1000	13	5.5	42.5x33.5x22	37.5	1.2		2
1500	0.68	684PSB152K2JA	1220	14	3.9	41.5x44x24	37.5	1.2		2
1500	0.68	684PSB152K2J	1220	14	3.9	42.5x37x28	37.5	1.2		2
1500	0.75	754PSB152K2J	1220	14	3.6	41.5x44x24	37.5	1.2		2
1500	0.75	754PSB152K4J	1220	23.5	2.9	41.5x44x24	37.5	1.2	10.2	4
1500	1	105PSB152K4J	1220	26	2.6	42.5x45x30	37.5	1.2	20.3	4
1500	1	105RSB152K2J	1000	14	4.8	42.5x37x28	37.5	1.2		2
1500	1	105RSB152K2JA	1000	14	4.8	41.5x44x24	37.5	1.2		2
1500	1	105PSB152K2J	1220	14	3.3	42.5x45x30	37.5	1.2		2
1500	1	105RSB152K4J	1000	18	4.1	42.5x37x28	37.5	1.2	20.3	4
1500	1	105RSB152K4JA	1000	19.5	4.1	41.5x44x24	37.5	1.2	10.2	4
1500	1.2	125PSB152K2R	725	14	3.6	57.5x45x30	52.5	1.2		2
1500	1.2	125PSB152K4R	725	25	2.9	57.5x45x30	52.5	1.2	20.3	4
1500	1.5	155RSB152K2J	1000	14	4	42.5x45x30	37.5	1.2		2
1500	1.5	155RSB152K4J	1000	23	3.3	42.5x45x30	37.5	1.2	20.3	4

PSB_RSB

2,4,6 Radial Lead, High Current/low ESR

WVDC	Capacitance (µF)	IC PART NUMBER	dv/dt (v/µ sec.)	Maximum RMS Ripple Current (A) 100 kHz, +70°C	Typical ESR (mΩ) 100 kHz, +25°C	Dims LxHxT (mm)	S (MM)	d (MM)	P (MM)	# Leads
1500	1.5	155PSB152K2R	725	14	3.3	57.5x50x35	52.5	1.2		2
1500	1.5	155PSB152K4R	725	27	2.6	57.5x50x35	52.5	1.2	20.3	4
1500	1.8	185PSB152K4R	725	27	2.4	57.5x50x35	52.5	1.2	20.3	4
1500	1.8	185PSB152K6R	725	30.5	2.3	57.5x50x35	52.5	1.2	10.2	6
1500	1.8	185PSB152K2R	725	14	3.1	57.5x50x35	52.5	1.2		2
1500	2	205RSB152K2R	575	14	4.3	57.5x45x30	52.5	1.2		2
1500	2	205RSB152K4R	575	22.5	3.6	57.5x45x30	52.5	1.2	20.3	4
1500	2.2	225PSB152K4R	725	27	3	57.5x57.5x38	52.5	1.2	20.3	4
1500	2.2	225RSB152K4R	575	24.5	3.5	57.5x50x35	52.5	1.2	20.3	4
1500	2.2	225RSB152K2R	575	14	4.2	57.5x50x35	52.5	1.2		2
1500	2.5	255RSB152K2R	575	14	4	57.5x50x35	52.5	1.2		2
1500	2.5	255PSB152K4R	725	27	2.2	57.5x57.5x38	52.5	1.2	20.3	4
1500	2.5	255RSB152K4R	575	26	3.3	57.5x50x35	52.5	1.2	20.3	4
1500	2.5	255PSB152K6R	725	35	2.1	57.5x57.5x38	52.5	1.2	10.2	6
1500	3.3	335RSB152K6R	575	31	2.7	57.5x57.5x38	52.5	1.2	10.2	6
1500	3.3	335RSB152K4R	575	27	2.8	57.5x57.5x38	52.5	1.2	20.3	4
2000	0.015	153PSB202K2G	3600	2	38	26.5x16x7	22.5	0.8		2
2000	0.022	223PSB202K2G	3600	3	28	26.5x17x8.5	22.5	0.8		2
2000	0.033	333PSB202K2G	3600	4.5	20.5	26.5x20x11	22.5	0.8		2
2000	0.033	333PSB202K2H	2550	4	23.7	32x20x11	27.5	0.8		2
2000	0.047	473PSB202K2G	3600	5	14.8	26.5x22x13	22.5	0.8		2
2000	0.047	473PSB202K2H	2550	4.5	16.8	32x20x11	27.5	0.8		2
2000	0.068	683PSB202K2H	2550	6	12.1	32x22x13	27.5	0.8		2
2000	0.1	104PSB202K2H	2550	7.5	8.4	32x24.5x15	27.5	1		2
2000	0.15	154PSB202K2H	2550	11	6.5	32x33x18	27.5	1.2		2
2000	0.15	154PSB202K4H	2550	12.5	5.8	32x33x18	27.5	1.2	10.2	4
2000	0.15	154PSB202K2J	1600	9.5	8.1	42.5x28x17	37.5	1.2		2
2000	0.22	224PSB202K2H	2550	14	5.2	32x37x22	27.5	1.2		2
2000	0.22	224RSB202K2H	1900	11	8.1	32x33x18	27.5	1.2		2
2000	0.22	224PSB202K4H	2550	16	4.5	32x37x22	27.5	1.2	10.2	4
2000	0.22	224PSB202K2J	1600	12	5.9	42.5x30x22	37.5	1.2		2
2000	0.33	334RSB202K2H	1900	14	5.8	32x37x22	27.5	1.2		2
2000	0.33	334RSB202K4H	1600	15.5	5.1	32x37x22	27.5	1.2	10.2	4
2000	0.33	334PSB202K4J	1600	17.5	4.2	42.5x37x28	37.5	1.2	10.2	4
2000	0.33	334PSB202K2J	1600	14	4.9	42.5x37x28	37.5	1.2		2
2000	0.33	334RSB202K2J	1600	11	7.4	42.5x30x22	37.5	1.2		2
2000	0.33	334PSB202K2JA	1600	14	4.9	41.5x40x20	37.5	1.2		2
2000	0.33	334PSB202K4JA	1600	18	4.2	41.5x40x20	37.5	1.2	10.2	4
2000	0.47	474PSB202K4JA	1600	21.5	3.4	41.5x44x24	37.5	1.2	10.2	4
2000	0.47	474PSB202K2JA	1600	14	4.1	41.5x44x24	37.5	1.2		2
2000	0.47	474RSB202K2J	1220	13	6.1	42.5x33.5x22	37.5	1.2		2
2000	0.47	474PSB202K2J	1600	14	4.1	42.5x37x28	37.5	1.2		2
2000	0.47	474PSB202K4J	1600	20	3.4	42.5x37x28	37.5	1.2	20.3	4
2000	0.56	564PSB202K4J	1600	23.5	3.1	42.5x45x30	37.5	1.2	20.3	4
2000	0.56	564PSB202K2J	1600	14	3.8	42.5x45x30	37.5	1.2		2
2000	0.68	684RSB202K2J	1220	14	5.4	42.5x37x28	37.5	1.2		2
2000	0.68	684RSB202K2JA	1220	14	5.4	51.5x44x24	37.5	1.2		2
2000	0.68	684RSB202K4JA	1220	18.5	4.7	41.5x44x24	37.5	1.2	10.2	4
2000	0.68	684RSB202K4J	1220	17	4.7	42.5x37x28	37.5	1.2	10.2	4
2000	0.68	684PSB202K2R	930	14	4.4	57.5x45x30	52.5	1.2		2
2000	0.68	684PSB202K4R	930	22	3.6	57.5x45x30	52.5	1.2	20.3	4
2000	0.82	824RSB202K4J	1220	20	4.2	42.5x45x30	37.5	1.2	20.3	4
2000	0.82	824PSB202K6R	580	24	3.1	57.5x45x30	52.5	1.2	10.2	6
2000	0.82	824PSB202K4R	930	23.5	3.2	57.5x45x30	52.5	1.2	20.3	4
2000	0.82	824PSB202K2R	930	14	3.9	57.5x45x30	52.5	1.2		2
2000	1	105RSB202K2J	1220	14	4.5	42.5x45x30	37.5	1.2		2
2000	1	105RSB202K4J	1220	21.5	3.8	42.5x45x30	37.5	1.2	20.3	4
2000	1	105PSB202K2R	930	14	3.6	57.5x50x35	52.5	1.2		2

PSB_RSB

2,4,6 Radial Lead, High Current/low ESR

WVDC	Capacitance (µF)	IC PART NUMBER	dv/dt (v/µ sec.)	Maximum RMS Ripple Current (A) 100 kHz, +70°C	Typical ESR (mΩ) 100 kHz, +25°C	Dims LxHxT (mm)	S (MM)	d (MM)	P (MM)	# Leads
2000	1	105PSB202K4R	930	27	2.9	57.5x50x35	52.5	1.2	20.3	4
2000	1	105PSB202K6R	580	27	2.9	57.5x50x35	52.5	1.2	10.2	6
2000	1.2	125PSB202K6R	930	29.5	2.5	57.5x50x35	52.5	1.2	10.2	6
2000	1.2	125PSB202K4R	930	27	2.6	57.5x50x35	52.5	1.2	20.3	4
2000	1.2	125PSB202K2R	930	14	3.3	57.5x50x35	52.5	1.2		2
2000	1.2	125RSB202K2R	870	14	4.8	57.5x45x30	52.5	1.2		2
2000	1.2	125RSB202K4R	870	21.5	4.1	57.5x45x30	52.5	1.2	20.3	4
2000	1.5	155RSB202K4R	725	24.5	3.7	57.5x50x35	52.5	1.2	20.3	4
2000	1.5	155RSB202K2R	725	14	4.4	57.5x50x35	52.5	1.2		2
2000	1.5	155PSB202K6R	930	33	2.2	57.5x57.5x38	52.5	1.2	10.2	6
2000	1.5	155PSB202K4R	930	27	2.3	57.3x57.5x38	52.5	1.2	20.3	4
2000	1.7	175PSB202K6R	930	34.5	2.1	57.5x57.5x38	52.5	1.2	10.2	6
2000	2.2	225RSB202K6R	725	29.5	3	57.5x57.5x38	52.5	1.2	10.2	6
2000	2.2	225RSB202K4R	725	27	3.1	57.5x57.5x38	52.5	1.2	20.3	4
2500	0.0068	682PSB252K2G	4900	1.5	70	26.5x16x7	22.5	0.8		2
2500	0.01	103PSB252K2G	4900	2	51	26.5x17x8.5	22.5	0.8		2
2500	0.015	153PSB252K2G	4900	2.5	36	26.5x18.5x10	22.5	0.8		2
2500	0.022	223PSB252K2G	4900	3.5	26.5	26.5x22x13	22.5	0.8		2
2500	0.022	223PSB252K2H	3350	3.5	30.5	32x20x11	27.5	0.8		2
2500	0.033	333PSB252K2H	3350	4	22.5	32x22x13	27.5	0.8		2
2500	0.047	473PSB252K2H	3350	5.5	16	32x24.5x15	27.5	0.8		2
2500	0.068	683PSB252K2H	3350	8.5	11.3	32x33x18	27.5	1		2
2500	0.1	104PSB252K2H	3350	10.5	7.6	32x33x18	27.5	1.2		2
2500	0.1	104PSB252K4H	3350	11.5	6.9	32x33x18	27.5	1.2		4
2500	0.1	104PSB252K2J	2050	8	11.5	42.5x28x17	37.5	1.2		2
2500	0.15	154RSB252K2J	2550	10	9.1	32x33x18	27.5	1.2		2
2500	0.15	154PSB252K2J	3350	13.5	6	32x37x22	27.5	1.2		2
2500	0.15	154PSB252K4J	3350	14.5	5.3	32x37x22	27.5	1.2	10.2	4
2500	0.15	154PSB252K2J	2050	10.5	7.9	42.5x30x22	37.5	1.2		2
2500	0.22	224RSB252K2H	2550	12.5	7.1	32x37x22	27.5	1.2		2
2500	0.22	224RSB252K2J	1600	10	8.3	42x32x17	27.5	1.2		2
2500	0.22	224PSB252K2JA	2050	14	6	41.5x40x20	37.5	1.2		2
2500	0.22	224PSB252K2J	2050	14	6	42.5x37x28	37.5	1.2		2
2500	0.22	224PSB252K4JA	2050	16	5.3	41.5x40x20	37.5	1.2	10.2	4
2500	0.22	224PSB252K4J	2050	16	5.3	42.5x37x28	37.5	1.2		4
2500	0.3	304PSB252K4J	2050	20	4.1	41.5x44x24	37.5	1.2	10.2	4
2500	0.3	304PSB252K2J	2050	14	4.8	41.5x44x24	37.5	1.2		2
2500	0.33	334PSB252K2J	2050	14	4.6	42.5x45x30	37.5	1.2		2
2500	0.33	334PSB252K2J	2050	14	4.6	42.5x45x30	37.5	1.2		2
2500	0.33	334PSB252K4J	1400	19.5	3.9	42.5x45x30	37.5	1.2		4
2500	0.33	334PSB252K4J	1400	19.5	3.9	42.5x45x30	37.5	1.2		4
2500	0.39	394PSB252K4J	2050	22	3.5	42.5x45x30	37.5	1.2		4
2500	0.39	394PSB252K2J	2050	14	4.4	42.5x45x30	37.5	1.2		2
2500	0.47	474RSB252K2J	1600	14	5.5	42.5x37x28	37.5	1.2		2
2500	0.47	474RSB252K2JA	1600	14	5.5	41.5x44x24	37.5	1.2		2
2500	0.47	474RSB252K4J	1600	16.5	4.8	42.5x37x28	37.5	1.2	10.2	4
2500	0.47	474RSB252K4JA	1600	18	4.8	41.5x44x24	37.5	1.2	10.2	4
2500	0.47	474PSB252K4R	1150	21	4	57.5x45x30	52.5	1.2	20.3	4
2500	0.47	474PSB252K2R	1150	14	4.7	57.5x45x30	52.5	1.2		2
2500	0.56	564PSB252K2R	1150	14	4.3	57.5x45x30	52.5	1.2		2
2500	0.56	564PSB252K4R	1150	22.5	3.6	57.5x45x30	52.5	1.2	20.3	4
2500	0.68	684PSB252K4R	1150	24.5	3.3	57.5x50x35	52.5	1.2	20.3	4
2500	0.68	684RSB252K4R	930	18	5.1	57.5x45x30	52.5	1.2	20.3	4
2500	0.68	684PSB252K6R	750	23	3.6	57.5x50x35	52.5	1.2	10.2	6
2500	0.68	684PSB252K2R	1150	14	4	57.5x50x35	52.5	1.2		2
2500	0.68	684RSB252K2R	930	14	5.8	57.5x45x30	52.5	1.2		2
2500	0.82	824PSB252K2R	1150	14	3.6	57.5x50x35	52.5	1.2		2
2500	0.82	824PSB252K2R	1150	14	3.6	57.5x50x35	52.5	1.2		2

PSB_RSB

2,4,6 Radial Lead, High Current/low ESR

WVDC	Capacitance (µF)	IC PART NUMBER	dv/dt (v/µ sec.)	Maximum RMS Ripple Current (A) 100 kHz, +70°C	Typical ESR (mΩ) 100 kHz, +25°C	Dims LxHxT (mm)	S (MM)	d (MM)	P (MM)	# Leads
2500	0.82	824RSB252K2R	930	14	5.3	57.5x45x30	52.5	1.2		4
2500	0.82	824PSB252K4R	750	26.5	3	57.5x50x35	52.5	1.2	20.3	4
2500	0.82	824PSB252K4R	750	26.5	3	57.5x50x35	52.5	1.2	20.3	4
2500	1	105PSB252K4R	1150	27	2.8	57.5x57.5x38	52.5	1.2	20.3	4
2500	1	105RSB252K2R	930	14	4.9	57.5x50x35	52.5	1.2		2
2500	1	105PSB252K6R	1150	30.5	2.7	57.5x57.5x38	52.5	1.2	10.2	lugs
2500	1.2	125RSB252K2R	930	14	4.4	57.5x50x35	52.5	1.2		2
2500	1.2	125RSB252K4R	930	25	3.7	57.5x50x35	52.5	1.2	20.3	4
2500	1.5	155RSB252K4R	930	27	3.3	57.5x57.5x38	52.5	1.2	20.3	4
2500	1.5	155RSB252K6R	930	29	3.2	57.5x57.5x38	52.5	1.2	10.2	6
3000	0.0047	472PSB302K2G	6300	1.5	87	26.5x16x7	22.5	0.8		2
3000	0.0068	682PSB302K2G	6300	2	64	26.5x17x8.5	22.5	0.8		2
3000	0.01	103PSB302K2G	6300	2.5	46	26.5x20x11	22.5	0.8		2
3000	0.01	103PSB302K2H	4350	2.5	54	32x20x11	27.5	0.8		2
3000	0.015	153PSB302K2G	6300	3	33	26.5x22x13	22.5	0.8		2
3000	0.015	153PSB302K2H	4350	3	38	32x20x11	27.5	0.8		2
3000	0.022	223PSB302K2H	4350	4	26.5	32x22x13	27.5	0.8		2
3000	0.033	333PSB302K2H	4350	5	19	32x24.5x15	27.5	0.8		2
3000	0.033	333PSB302K4H	2750	7	18.3	32x33x18	27.5	1.2	5.1	4
3000	0.047	473PSB302K4H	4350	8.5	13.3	32x33x18	27.5	1.2	10.2	4
3000	0.047	473PSB302K2H	4350	7.5	14	32x33x18	27.5	1		2
3000	0.068	683PSB302K2H	4350	10	10.4	32x37x22	27.5	1.2		2
3000	0.068	683PSB302K4H	4350	11	9.6	32x37x22	27.5	1.2	10.2	4
3000	0.068	683PSB302K2J	2500	7.5	12.3	42.5x28x17	37.5	1.2		2
3000	0.1	104RSB302K2H	3350	9	11	32x33x18	27.5	1.2		2
3000	0.1	104PSB302K2J	2500	9.5	9.3	42.5x30x22	37.5	1.2		2
3000	0.1	104RSB302K2J	2050	7	15.5	42.5x28x14	37.5	1.2		2
3000	0.1	104PSB302K4J	2500	10.5	8.6	42.5x30x22	37.5	1.2	10.2	4
3000	0.12	124PSB302K4J	2500	13.5	7.6	41.5x40x20	37.5	1.2	10.2	4
3000	0.12	124PSB302K2J	2500	12	8.3	41.5x40x20	37.5	1.2		2
3000	0.15	154RSB302K2H	3350	10	9.1	32x37x22	27.5	1.2		2
3000	0.15	154RSB302K2H	3350	12	8.5	32x37x22	27.5	1.2		2
3000	0.15	154RSB302K2J	2050	9	10.8	42x32x17	37.5	1.2		2
3000	0.15	154PSB302K2J	2500	14	6.7	42.5x37x28	37.5	1.2		2
3000	0.15	154PSB302K2JA	2500	14	6.7	41.5x44x24	37.5	1.2		2
3000	0.15	154PSB302K4JA	2500	16	6	41.5x44x24	37.5	1.2	10.2	4
3000	0.15	154PSB302K4J	2500	15	6	42.5x37x28	37.5	1.2	20.3	4
3000	0.18	184PSB302K4J	2500	17.5	5.3	41.5x44x24	37.5	1.2	10.2	4
3000	0.18	184PSB302K2J	2500	14	6	41.5x44x24	37.5	1.2		2
3000	0.22	224RSB302K2J	2050	12.5	8.1	42.5x37x28	37.5	1.2		2
3000	0.22	224RSB302K4J	2050	13.5	7.4	42.5x37x38	37.5	1.2	10.2	4
3000	0.22	224RSB302K4JA	2050	14	7.4	41.5x40x20	37.5	1.2	10.2	4
3000	0.22	224PSB302K2J	2050	14	5.1	42.5x45x30	37.5	1.2		2
3000	0.22	224RSB302K2JA	2050	12.5	8.1	41.5x40x20	37.5	1.2		2
3000	0.22	224RSB302K2J	2050	12.5	8.1	42.5x37x28	37.5	1.2		2
3000	0.22	224PSB302K4J	2050	18.5	4.4	42.5x45x30	37.5	1.2	20.3	4
3000	0.33	334RSB302K2J	2050	14	6.2	42.5x45x30	37.5	1.2		2
3000	0.33	334RSB302K4J	2050	18	5.5	42.5x45x30	37.5	1.2	10.2	4
3000	0.33	334PSB302K2R	900	14	5.1	57.5x45x30	52.5	1.2		2
3000	0.33	334PSB302K4R	1120	20.5	4.4	57.5x45x30	52.5	1.2	20.3	4
3000	0.47	474PSB302K4R	1400	23.5	3.9	57.5x50x35	52.5	1.2	20.3	4
3000	0.47	474PSB302K2R	1400	14	4.6	57.5x50x35	52.5	1.2		2
3000	0.47	474RSB302K2R	1150	14	6.6	57.5x45x30	52.5	1.2		2
3000	0.47	474RSB302K4R	1150	18	5.9	57.5x45x30	52.5	1.2	10.2	4
3000	0.63	634PSB302K4R	1400	26.5	3.5	57.5x57.5x38	52.5	1.2	20.3	4
3000	0.63	634PSB302K6R	1400	27.5	3.4	57.5x57.5x38	52.5	1.2	10.2	6
3000	0.68	684RSB302K4R	1150	20.5	5.2	57.5x50x35	52.5	1.2	20.3	4
3000	0.68	684RSB302K2R	1150	14	5.9	57.5x50x35	52.5	1.2		2

PSB_RSB

2,4,6 Radial Lead, High
Current/low ESR

WVDC	Capacitance (μ F)	IC PART NUMBER	dv/dt (v/ μ sec.)	Maximum RMS Ripple Current (A) 100 kHz, +70°C	Typical ESR (m Ω) 100 kHz, +25°C	Dims LxHxT (mm)	S (MM)	d (MM)	P (MM)	# Leads
3000	0.82	824RSB302K2R	930	14	5.3	57.5x50x35	52.5	1.2		2
3000	0.82	824RSB302K4R	1150	22.5	4.6	57.5x50x35	52.5	1.2	20.3	4
3000	1	105RSB302K6R	1150	26.5	3.9	57.5x57.5x38	52.5	1.2	10.2	6
3000	1	105RSB302K4R	930	25	4	57.5x57.5x38	52.5	1.2	20.3	4



Компания «ЭлектроПласт» предлагает заключение долгосрочных отношений при поставках импортных электронных компонентов на взаимовыгодных условиях!

Наши преимущества:

- Оперативные поставки широкого спектра электронных компонентов отечественного и импортного производства напрямую от производителей и с крупнейших мировых складов;
- Поставка более 17-ти миллионов наименований электронных компонентов;
- Поставка сложных, дефицитных, либо снятых с производства позиций;
- Оперативные сроки поставки под заказ (от 5 рабочих дней);
- Экспресс доставка в любую точку России;
- Техническая поддержка проекта, помощь в подборе аналогов, поставка прототипов;
- Система менеджмента качества сертифицирована по Международному стандарту ISO 9001;
- Лицензия ФСБ на осуществление работ с использованием сведений, составляющих государственную тайну;
- Поставка специализированных компонентов (Xilinx, Altera, Analog Devices, Intersil, Interpoint, Microsemi, Aeroflex, Peregrine, Syfer, Eurofarad, Texas Instrument, Miteq, Cobham, E2V, MA-COM, Hittite, Mini-Circuits, General Dynamics и др.);

Помимо этого, одним из направлений компании «ЭлектроПласт» является направление «Источники питания». Мы предлагаем Вам помощь Конструкторского отдела:

- Подбор оптимального решения, техническое обоснование при выборе компонента;
- Подбор аналогов;
- Консультации по применению компонента;
- Поставка образцов и прототипов;
- Техническая поддержка проекта;
- Защита от снятия компонента с производства.



Как с нами связаться

Телефон: 8 (812) 309 58 32 (многоканальный)

Факс: 8 (812) 320-02-42

Электронная почта: org@eplast1.ru

Адрес: 198099, г. Санкт-Петербург, ул. Калинина, дом 2, корпус 4, литера А.