

Thermal Circuit Breaker, rocker actuated, 1-, 2- or 3-pole

NEW



TA35 1-pole



TA35 2-pole with CZM25
IP 65, antibacterial cover according
ISO 22196



TA35 3-pole



(pending)

Description

- Thermal circuit breaker 1-, 2- or 3-pole
- Supplementary protector for general industrial use
- Positively trip-free release
- Snap-in mounting
- Version with illuminated rocker
- Different rocker colours
- Antibacterial cover IP65 CZM25
- «Dead-Man»-version (Momentary switch)

Standards

- IEC 60934
- UL 1077
- CSA C22.2 235
- GB 17701 (pending)

Applications

- Power tools
- Industrial equipment
- Equipment for building construction
- Medical equipment
- Cleaning equipment
- Power generators
- Commercial and household kitchen appliances

Weblinks

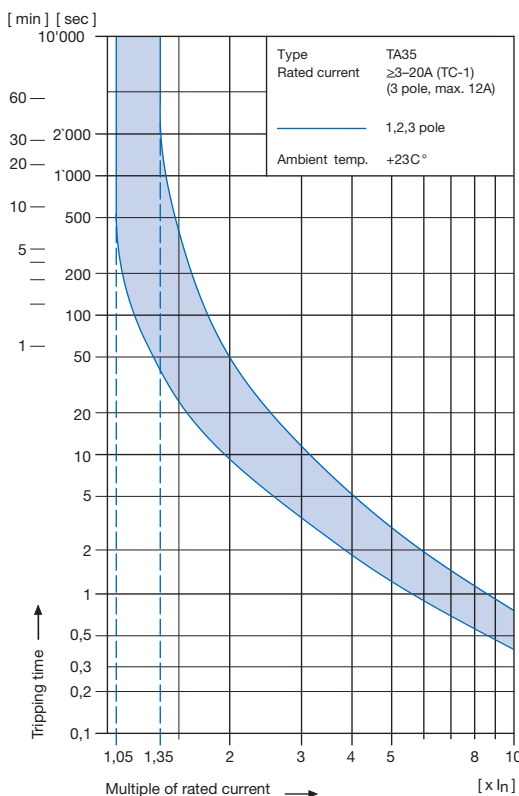
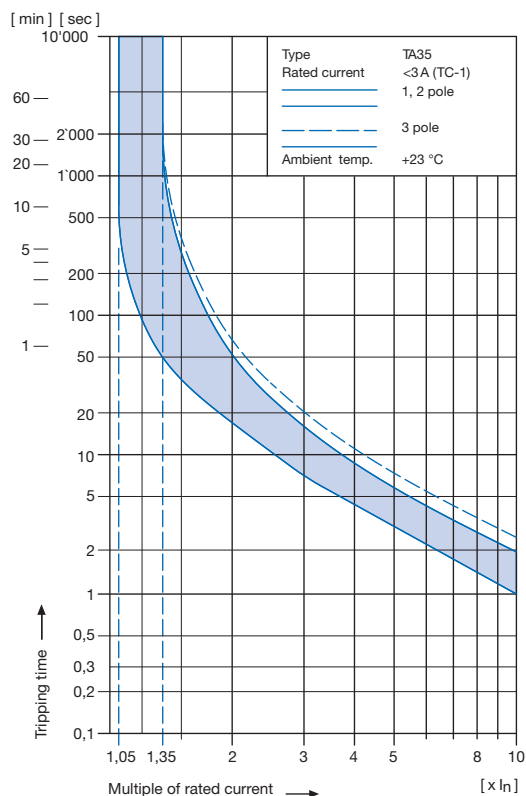
Approvals: <http://www.schurter.com/approvals>
RoHS: <http://www.schurter.com/rohs>

TECHNICAL DATA

Rated voltage U_g	1-pole	AC 240 V / 50/60 Hz DC 32 V
	2-pole	AC 240 V / 50/60 Hz DC 60 V
	3-pole	AC 415 Y/240 V / 50/60 Hz
Rated current I_n	1- / 2-pole	0.05 – 20 A
	3-pole	0.05 – 12 A
Conditional short circuit I_{nc}	1- / 2-pole, AC 240 V	0.05...20 A: 2000 A, SC (C1)
	3-pole, AC 415 V	0.05...12 A: 2000 A
Degree of protection	Accessible range	IP 40
	Terminal side	IP 00
Dielectric strength	50 Hz	> 2500 V
	Impulse 1.2/50 μ s	> 4000 V
Insulation resistance	DC 500 V	> 100 M Ω m
Endurance (typical)	Mechanical	50'000 cycles
	AC: 1 x I_n , cos phi 0.6	50'000 cycles
	DC: 1 x I_n , L/R = 2...3ms	50'000 cycles

Overload	IEC 60934	min. 40 cycles @ 6 x I_n , cos phi 0.6
	UL 1077	min. 50 cycles @ 1.5 x I_n , cos phi 0.75 (OL \emptyset)
Admissible ambient air temperature		-30 °C to +60 °C
Resistance to vibration	IEC 60068-2-6, Test Tc	10...60 Hz: \pm 0.75 mm
		60...500 Hz: 10 G
Shock resistance	IEC 60068-2-27, Test Ea	30 G / 18 ms
Type of tripping		Thermal positively trip free
Weight	1-pole	19 g
	2-pole	32 g
	3-pole	45 g
Max. switching capacity for switch only types (without bimetal)	1-, 2-pole	20 A
	3-pole	12 A

TRIPPING CHARACTERISTICS



The above tripping characteristics apply to symmetrical overloads on all poles on the TA35 only.

At asymmetric overloads on multi-pole types, the tripping characteristic will change.

- If a 2-pole type TA35 is loaded at one pole only, the tripping current will be shifted by factor **1.05** (TC-2).
- If a 3-pole type TA35 is loaded at one pole only, the tripping current will be shifted by factor **1.10** (TC-2).

To meet the above tripping characteristic at asymmetric overloads on multi-pole types, the value of the rated current of the CBE has to be multiplied by the factor mentioned above.

Effect of ambient temperature

The unit is calibrated for an ambient temperature of +23 °C. To determine the rated current for lower or higher ambient temperature, use a correction factor from the table below.

Ambient temperature [°C]	Correction factor		
	1-pole	2-pole	3-pole
-30	0.77	0.76	0.76
-20	0.81	0.81	0.81
0	0.90	0.90	0.90
+23	1.00	1.00	1.00
+40	1.03	1.03	1.06
+50	1.04	1.04	1.10
+60	1.06	1.06	1.14

Example for 2-pole type:




Rated current at +23 °C 5.0 A
 Ambient temperature +50 °C
 Correction factor 1.04
 Chosen rated current at +40 °C
 ambient temperature: **5 A x 1.04 = 5.2 A**

Standard rated currents and typical internal resistance

Code	In	Ri [Ohm]
J01	0.1	70.000
J05	0.5	2.750
J10	1.0	0.720
J15	1.5	0.340
J20	2.0	0.187
J25	2.5	0.115
J28	2.8	0.089
030	3.0	0.059
040	4.0	0.059
050	5.0	0.044
060	6.0	0.028
070	7.0	0.0142
080	8.0	0.0142
100	10.0	0.0109
120	12.0	0.0086
140	14.0	0.0072
150	15.0	0.0056
160	16.0	0.0056
180	18.0	0.0052
200	20.0	0.0052

Unprotected poles (without bimetal) 2.2 mΩ

APPROVALS

			# of poles	Rated currents	Rated voltage AC	Rated voltage DC
	UL	UL 1077	1	0.05...20 A	240 V	32 V
			2	0.05...20 A	240 V	60 V
			3	0.05...12 A	415 Y/240 V	—
	UL	CSA C22.2 235	1	0.05...20 A	240 V	32 V
			2	0.05...20 A	240 V	60 V
			3	0.05...12 A	415 Y/240 V	—
	VDE	IEC 60934	1	0.05...20 A	240 V	32 V
			2	0.05...20 A	240 V	60 V
			3	0.05...12 A	415 Y/240 V	—
	CQC	GB 17701	1 *	0.05...20 A	240 V	32 V
			2 *	0.05...20 A	240 V	60 V
			3 *	0.05...12 A	415 Y/240 V	—

* Approvals pending

Actual information about approvals can be found on: www.schurter.com/approvals.

ORDER CODE

Number of switched poles Number of protected poles		1-pole		2-pole			3-pole	
		0	1	0	1	2	0	3
Switch	without illumination	CFC	CFT	CBC	CBT	CBD	CKC	CKD
Switch	illuminated	415 V 240 V 120 V 24 V 12 V 5 V	CF2 CF4 CF7 CF8 CF9	C2F C4F C7F C8F C9F	C02 C04 C07 C08 C09	C12 C14 C17 C18 C19	C32 C34 C37 C38 C39	CK1 CD1
Momentary	without switch illumination	CGC	CGT	CEC	CET	CED	CLC	CLD

Other versions on request

TA35- **CBD** **W** **F** **120** **C0** - **CZM21**

Only factory mounted accessories are integrated in the Order Code.

Colours

	Switch front	Rocker	
		non-illuminated	illuminated
W	black	white	-
B	black	black	-
R	black	red	-
G	black	green	-
Y	black	yellow	-
X	black	orange	-
1	black	-	clear transparent
3	black	-	red transparent
4	black	-	green transparent
6	black	-	orange transparent
7	black	-	blue transparent

Other colours on request

Accessories, factory mounted (optional)

	CZM21	Transparent cover, 2-pole, IP65
	CZM23	Raised collar with transparent cover, 2-pole, IP65
	CZM24	Raised collar without cover, 2-pole, IP40
	CZM25	Transparent cover antibacterial, 2-pole, IP65 antibacterial according ISO 22196

Rocker legend

	Surface	Illustration	Colour of print
F	embossed	- 0	
H	printed	ON OFF	white
K	printed	ON OFF	black
L	printed	- 0	white
M	printed	- 0	black

Other legends on request

Without thermal overload protection: code C00

With thermal overload protection: rated current I_n (A)

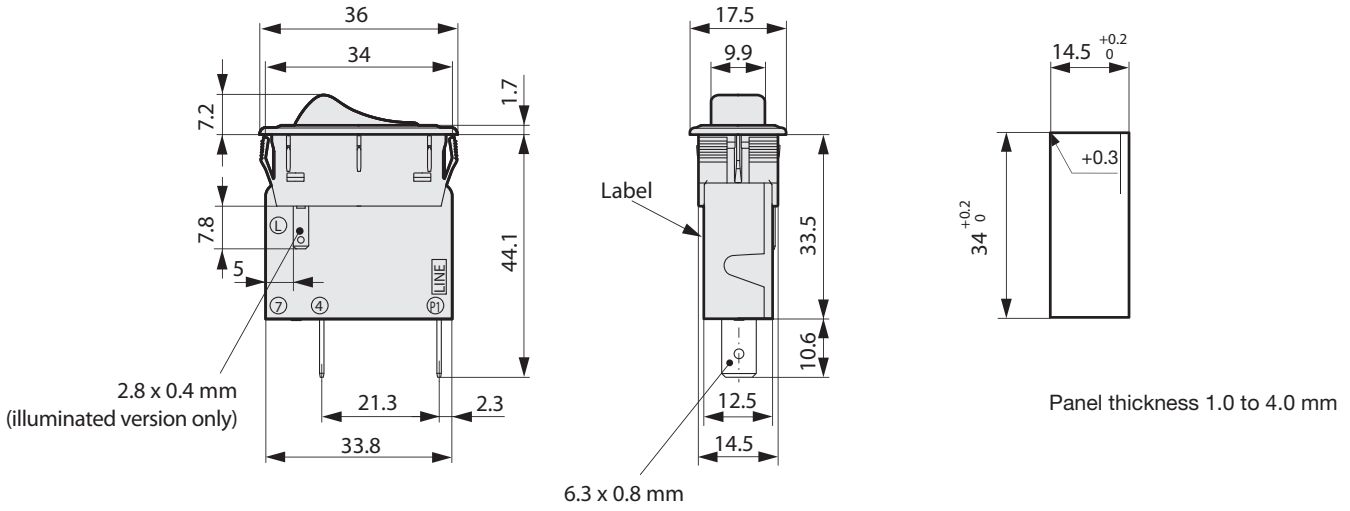
I _n	Code	I _n	Code	I _n	Code	I _n	Code
0.05	Z05	1.0	J10	4.0	040	14.0	140 *
0.1	J01	1.2	J12	5.0	050	15.0	150 *
0.2	J02	1.5	J15	6.0	060	16.0	160 *
0.3	J03	2.0	J20	7.0	070	18.0	180 *
0.4	J04	2.5	J25	8.0	080	20.0	200 *
0.5	J05	3.0	030	10.0	100		
0.8	J08	3.5	035	12.0	120		

Other rated currents on request

* 3-pole max. 12A

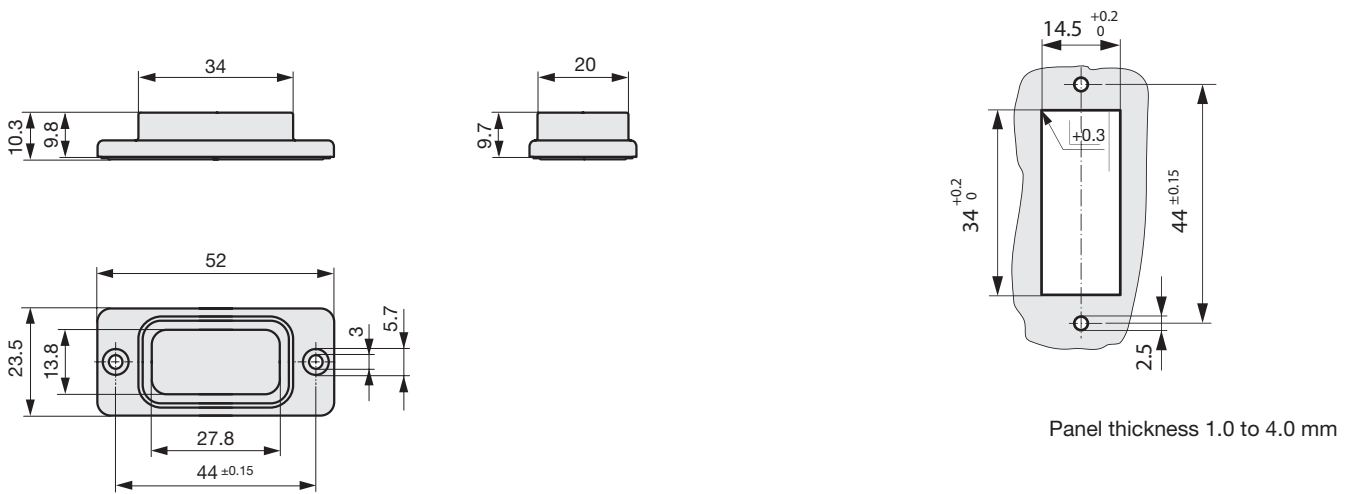
DIMENSIONS

TA35, 1-Pole

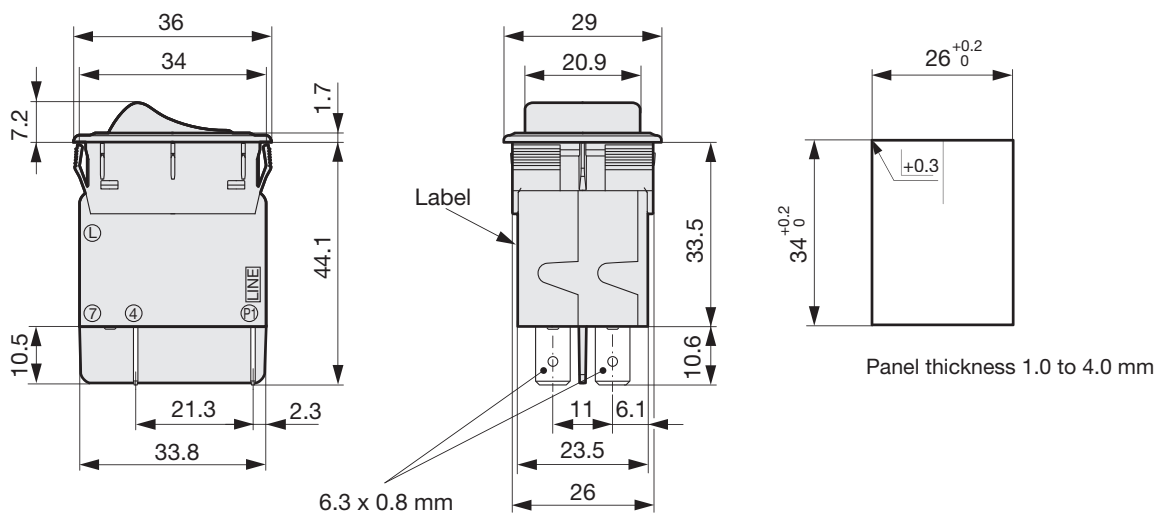


TA35, 1-Pole, Accessories

CZZ11, Screw-on Collar with Cover, IP65
Part. No. 4435.0052

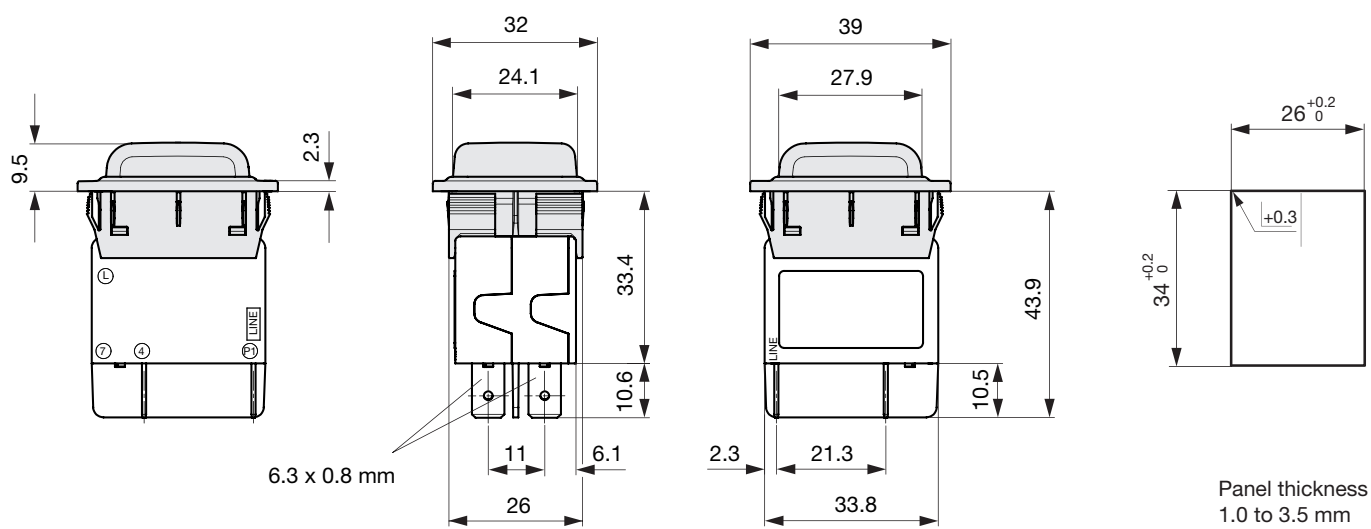


TA35, 2-Pole

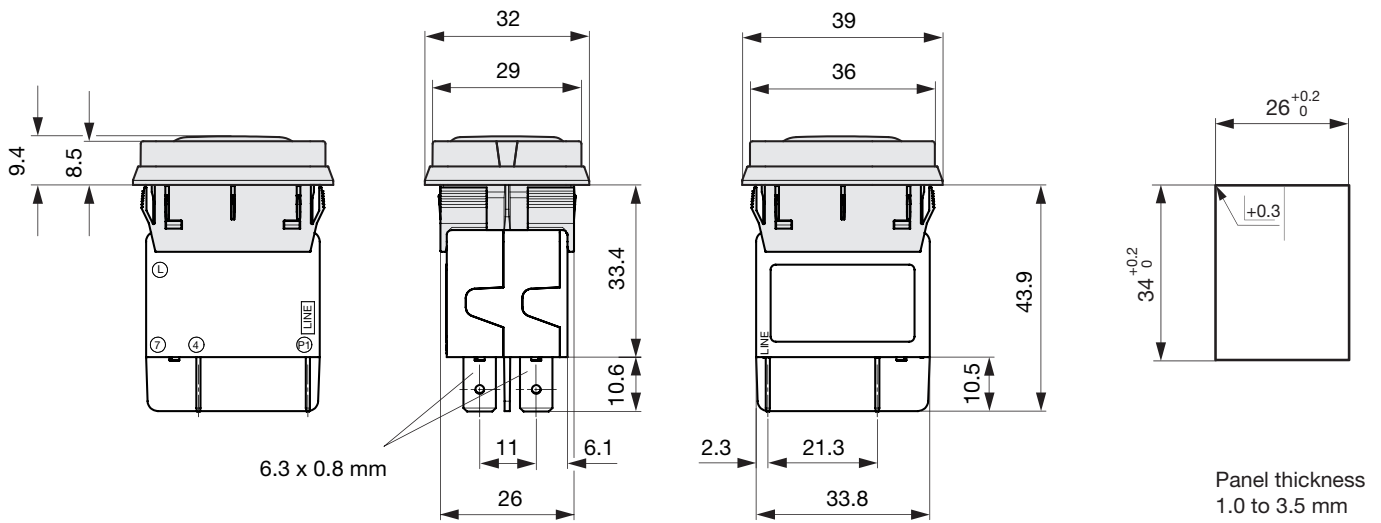


TA35, 2-Pole, Accessories

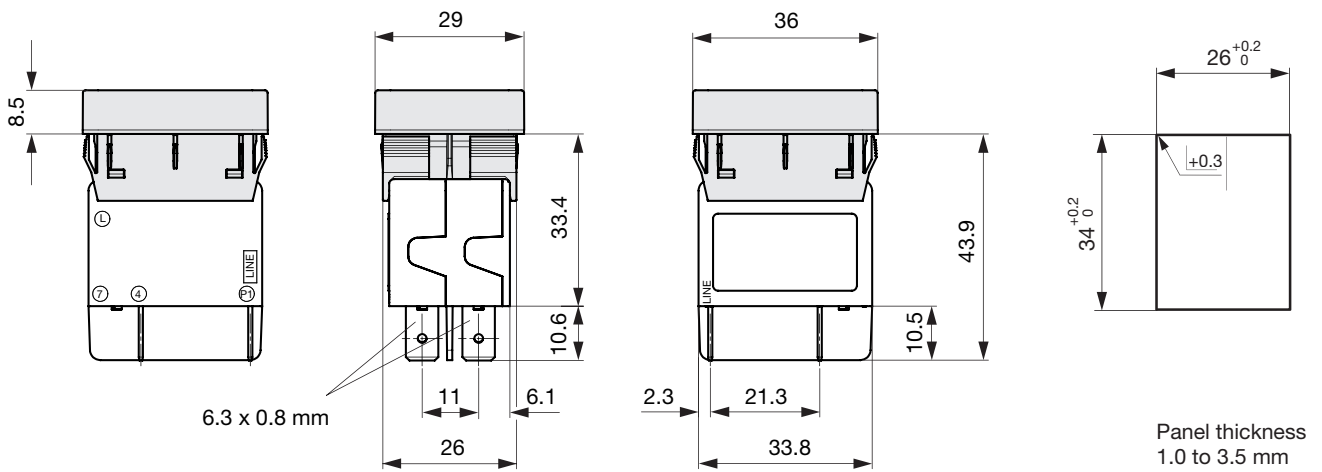
CZM21 / CZM25, Factory Mounted Transparent Cover, IP65



CZM23, Factory Mounted Raised Collar with Transparent Cover, IP65

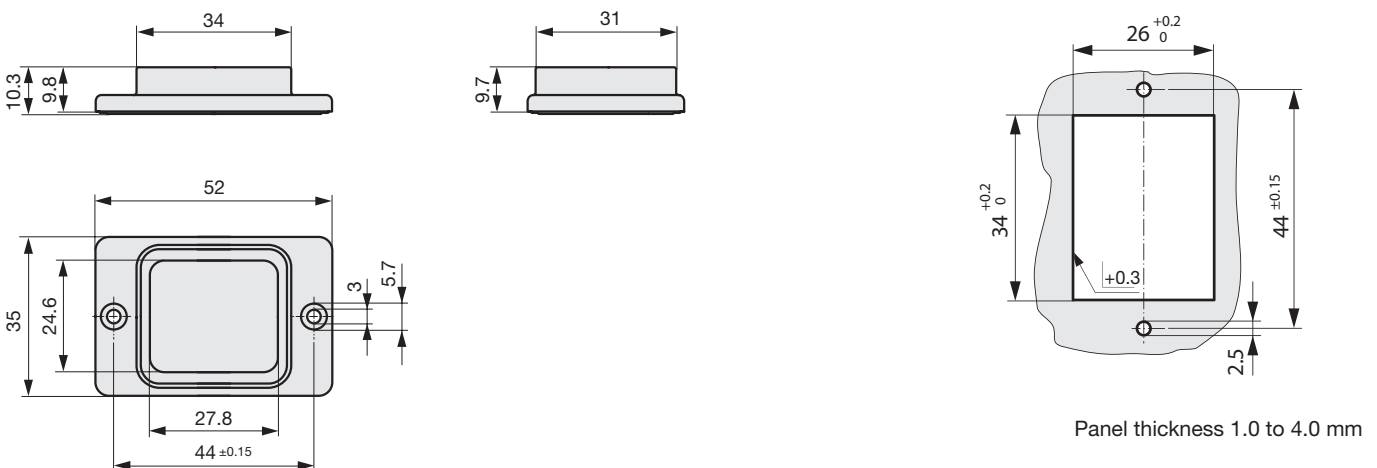


CZM24, Factory Mounted Raised Collar without Cover, IP40

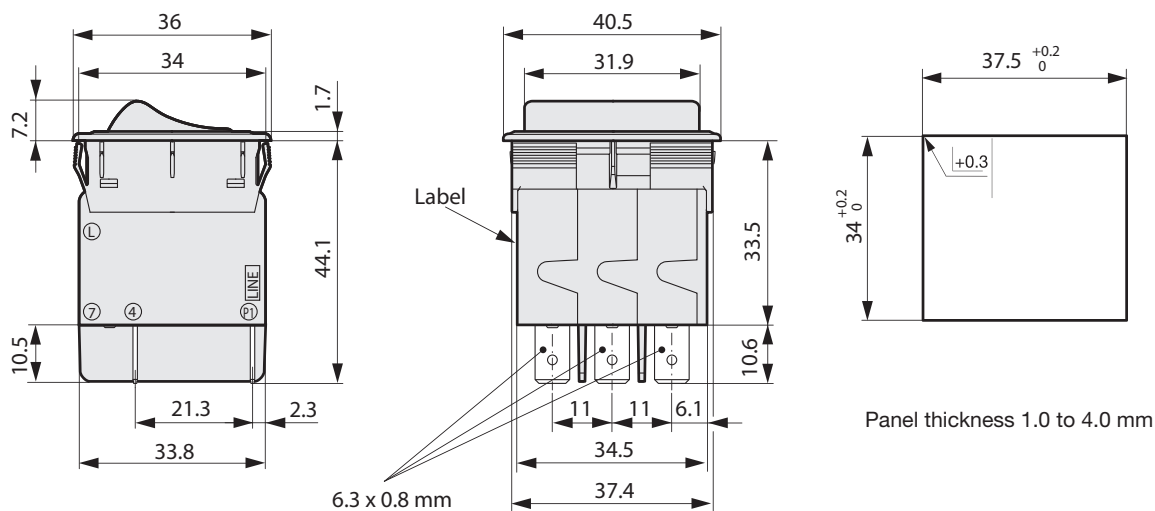


CZZ21, Screw-on Collar with Cover, IP65

Part. No. 4435.0053

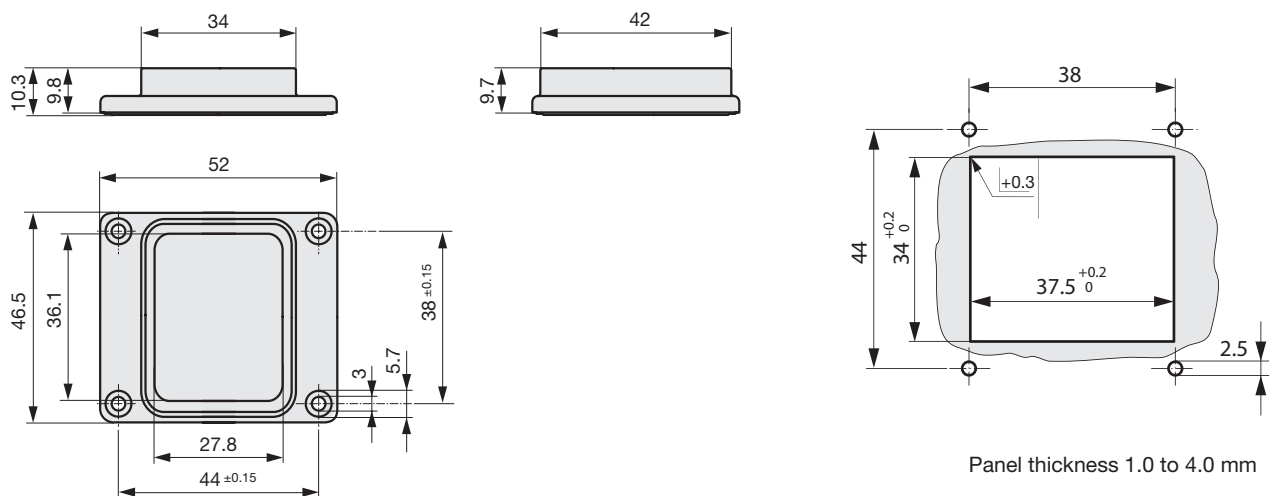


TA35, 3-Pole



TA35, 3-Pole, Accessories

CZZ31, Screw-on Collar with Cover, IP65
Part. No. 4435.0054





Компания «ЭлектроПласт» предлагает заключение долгосрочных отношений при поставках импортных электронных компонентов на взаимовыгодных условиях!

Наши преимущества:

- Оперативные поставки широкого спектра электронных компонентов отечественного и импортного производства напрямую от производителей и с крупнейших мировых складов;
- Поставка более 17-ти миллионов наименований электронных компонентов;
- Поставка сложных, дефицитных, либо снятых с производства позиций;
- Оперативные сроки поставки под заказ (от 5 рабочих дней);
- Экспресс доставка в любую точку России;
- Техническая поддержка проекта, помощь в подборе аналогов, поставка прототипов;
- Система менеджмента качества сертифицирована по Международному стандарту ISO 9001;
- Лицензия ФСБ на осуществление работ с использованием сведений, составляющих государственную тайну;
- Поставка специализированных компонентов (Xilinx, Altera, Analog Devices, Intersil, Interpoint, Microsemi, Aeroflex, Peregrine, Syfer, Eurofarad, Texas Instrument, Miteq, Cobham, E2V, MA-COM, Hittite, Mini-Circuits, General Dynamics и др.);

Помимо этого, одним из направлений компании «ЭлектроПласт» является направление «Источники питания». Мы предлагаем Вам помощь Конструкторского отдела:

- Подбор оптимального решения, техническое обоснование при выборе компонента;
- Подбор аналогов;
- Консультации по применению компонента;
- Поставка образцов и прототипов;
- Техническая поддержка проекта;
- Защита от снятия компонента с производства.



Как с нами связаться

Телефон: 8 (812) 309 58 32 (многоканальный)

Факс: 8 (812) 320-02-42

Электронная почта: org@eplast1.ru

Адрес: 198099, г. Санкт-Петербург, ул. Калинина, дом 2, корпус 4, литера А.