LUMILEDS

ILLUMINATION

# LUXEON 3535L Line

## High efficacy in a 3535 package with full range of CCTs and CRIs



The LUXEON 3535L Line boasts the efficacy and reliability required by the indoor and outdoor illumination markets. It delivers optimized performance in combination with the Quality of Light needed for distributed light source applications in four performance levels.

In addition to offering specified correlated color temperature and color rendering combinations, LUXEON 3535L Line is available in four products:

| | | |
|---|---|---|
| LUXEON 3535LS | – | Entry Flux and Efficacy |
| LUXEON 3535L | – | Medium Flux and Efficacy |
| LUXEON 3535L HE | – | High Flux and Efficacy |
| LUXEON 3535L HE Plus | – | High Flux and Highest Efficacy |

### FEATURES AND BENEFITS

- Supports ENERGY STAR lumen maintenance certification requirements
- Maximum drive current of 300mA delivers superior lumens for reduced LED count for LUXEON 3535L HE and LUXEON 3535L HE Plus
- 1/7th ANSI color binning delivers tight color control
- Enables $T_s$ points of 105°C which allows for higher board temperature
- Full range of CCTs and CRI configurations for design flexibility
- UL-recognized component [E352519]

### PRIMARY APPLICATIONS

- Architectural
- Downlights
- High Bay & Low Bay
- Indoor Area Lighting
- Lamps
- Specialty Lighting
- Spotlights

c UL us No. E352519 RoHS COMPLIANT

 ©2016 Lumileds Holding B.V. All rights reserved.

# Table of Contents

**General Product Information** . . . . . **2**
Product Test Conditions . . . . . 2
Part Number Nomenclature . . . . . 2
Lumen Maintenance . . . . . 2
Environmental Compliance . . . . . 2
**Performance Characteristics** . . . . . **3**
Product Selection Guide . . . . . 3
Optical Characteristics . . . . . 5
Electrical and Thermal Characteristics . . . . . 5
**Absolute Maximum Ratings** . . . . . **5**
**Characteristic Curves** . . . . . **6**
Spectral Power Distribution Characteristics . . . . . 6
Light Output Characteristics . . . . . 7
Forward Current Characteristics . . . . . 8
Radiation Pattern Characteristics . . . . . 9
**Product Bin and Labeling Definitions** . . . . . **10**
Decoding Product Bin Labeling . . . . . 10
Luminous Flux Bins . . . . . 10
Color Bin Definition . . . . . 11
Forward Voltage Bins . . . . . 20
**Mechanical Dimensions** . . . . . **20**
**Reflow Soldering Guidelines** . . . . . **21**
JEDEC Moisture Sensitivity . . . . . 21
Solder Pad Design . . . . . 22
**Packaging Information** . . . . . **22**
Pocket Tape Dimensions . . . . . 22
Reel Dimensions . . . . . 23

 ©2016 Lumileds Holding B.V. All rights reserved. 

# General Product Information

## Product Test Conditions

LUXEON 3535L Line LEDs are tested and binned with a 20ms monopulse of 100mA at a junction temperature, $T_J$, of 25°C.

## Part Number Nomenclature

Part numbers for LUXEON 3535LS, LUXEON 3535L, and LUXEON 3535L HE follow the convention below:

M X A **B** - P W **C C** - **D E E E**

Where:

- **B** – designates minimum CRI (7=70CRI, 8=80CRI and 9=85CRI or 90CRI)
- **C C** – designates nominal ANSI CCT (22=2200K, 25=2500K, 27=2700K, 30=3000K, 35=3500K, 40=4000K, 50=5000K, 57=5700K, 65=6500K)
- **D** – designates product family in standard parts (0 or 9=LUXEON 3535L, H=LUXEON 3535L HE, S=LUXEON 3535LS)
- **E E E** – designates options for detailed product specification

Therefore, the following part number is used for a LUXEON 3535L HE 3000K 80CRI:

M X A **8** - P W **3 0** - **H 0 0 1**

Part numbers for LUXEON 3535L HE Plus follow the convention below:

L 1 3 5 - **A A B B** - C A 3 5 0 0 0 P 1

Where:

- **A A** – designates nominal ANSI CCT (27=2700K, 30=3000K, 35=3500K, 40=4000K, 50=5000K, 57=5700K, 65=6500K)
- **B B** – designates minimum CRI (8=80CRI)

Therefore, the following part number is used for a LUXEON 3535L HE Plus 3000K 80CRI:

L 1 3 5 - **3 0 8 0** - C A 3 5 0 0 0 P 1

LUXEON 3535L Line is available in four performance levels:

- LUXEON 3535LS – Entry Flux and Efficacy
- LUXEON 3535L – Medium Flux and Efficacy
- LUXEON 3535L HE – High Flux and Efficacy
- LUXEON 3535L HE Plus – High Flux and Highest Efficacy

## Lumen Maintenance

Please contact your local Sales Representative or Lumileds Technical Solutions Manager for more information about the long-term performance of this product.

## Environmental Compliance

Lumileds LLC is committed to providing environmentally friendly products to the solid-state lighting market. LUXEON 3535L Line is compliant to the European Union directives on the restriction of hazardous substances in electronic equipment, namely the RoHS Directive 2011/65/EU and REACH Regulation (EC) 1907/2006. Lumileds LLC will not intentionally add the following restricted materials to its products: lead, mercury, cadmium, hexavalent chromium, polybrominated biphenyls (PBB) or polybrominated diphenyl ethers (PBDE).

 ©2016 Lumileds Holding B.V. All rights reserved. 

# Performance Characteristics

## Product Selection Guide

**Table 1. Product performance of LUXEON 3535L Line at 100mA and 65mA, $T_j$=25°C.**

| PRODUCT | NOMINAL CCT [1] | MINIMUM CRI [2] | LUMINOUS FLUX [3] (lm) | | TYPICAL LUMINOUS EFFICACY (lm/W) | TYPICAL LUMINOUS FLUX (lm) | TYPICAL LUMINOUS EFFICACY (lm/W) | PART NUMBER |
|---|---|---|---|---|---|---|---|---|
| | | | MINIMUM | TYPICAL | | | | |
| | | | 100mA | | | 65mA | | |
| LUXEON 3535LS | 4000K | 70 | 38 | 44 | 147 | 30 | 158 | MXA7-PW40-S001 |
| | 5000K | 70 | 38 | 44 | 147 | 30 | 158 | MXA7-PW50-S001 |
| | 5700K | 70 | 38 | 44 | 147 | 30 | 158 | MXA7-PW57-S001 |
| | 6500K | 70 | 38 | 46 | 154 | 31 | 166 | MXA7-PW65-S001 |
| | 2200K | 80 | 26 | 30 | 100 | 20 | 108 | MXA8-PW22-S001 |
| | 2500K | 80 | 26 | 32 | 107 | 22 | 116 | MXA8-PW25-S001 |
| | 2700K | 80 | 30 | 38 | 127 | 26 | 137 | MXA8-PW27-S001 |
| | 3000K | 80 | 30 | 39 | 130 | 26 | 141 | MXA8-PW30-S001 |
| | 3500K | 80 | 30 | 41 | 137 | 28 | 148 | MXA8-PW35-S001 |
| | 4000K | 80 | 34 | 43 | 144 | 29 | 155 | MXA8-PW40-S001 |
| | 5000K | 80 | 34 | 43 | 144 | 29 | 155 | MXA8-PW50-S001 |
| | 5700K | 80 | 30 | 42 | 140 | 28 | 151 | MXA8-PW57-S001 |
| | 6500K | 80 | 30 | 42 | 140 | 28 | 151 | MXA8-PW65-S001 |
| | 2700K | 90 | 26 | 32 | 107 | 22 | 116 | MXA9-PW27-S001 |
| | 3000K | 90 | 26 | 32 | 107 | 22 | 116 | MXA9-PW30-S001 |
| LUXEON 3535L | 4000K | 70 | 40 | 49 | 161 | 33 | 176 | MXA7-PW40-0000 |
| | 5000K | 70 | 40 | 49 | 161 | 33 | 176 | MXA7-PW50-0000 |
| | 5700K | 70 | 40 | 49 | 161 | 33 | 176 | MXA7-PW57-0000 |
| | 6500K | 70 | 40 | 47 | 155 | 32 | 168 | MXA7-PW65-0000 |
| | 2200K | 80 | 28 | 33 | 109 | 22 | 117 | MXA8-PW22-0000 |
| | 2500K | 80 | 28 | 34 | 112 | 23 | 121 | MXA8-PW25-0000 |
| | 2700K | 80 | 36 | 44 | 145 | 30 | 156 | MXA8-PW27-0000 |
| | 3000K | 80 | 34 | 44 | 145 | 30 | 156 | MXA8-PW30-0000 |
| | 3500K | 80 | 34 | 44 | 145 | 30 | 156 | MXA8-PW35-0000 |
| | 4000K | 80 | 36 | 46 | 151 | 31 | 163 | MXA8-PW40-0000 |
| | 5000K | 80 | 36 | 47 | 155 | 32 | 167 | MXA8-PW50-0000 |
| | 5700K | 80 | 36 | 45 | 148 | 30 | 160 | MXA8-PW57-0000 |
| | 6500K | 80 | 36 | 45 | 148 | 30 | 160 | MXA8-PW65-0000 |
| | 2700K | 85 | 32 | 36 | 119 | 24 | 128 | MXA9-PW27-0000 |
| | 4000K | 85 | 34 | 40 | 132 | 27 | 142 | MXA9-PW40-0000 |
| | 2700K | 90 | 31 | 36 | 119 | 24 | 128 | MXA9-PW27-9000 |
| | 3000K | 90 | 31 | 36 | 119 | 24 | 128 | MXA9-PW30-0000 |

Notes for Table 1:
1. Correlated color temperature is based upton mounted die on highly reflective surface at $T_j$=25°C.
2. Typical CRI is approximately 2 points higher than the minimum CRI specified, but this is not guaranteed.
3. Lumileds maintains a tolerance of ±2 on CRI and ±6.5% on luminous flux measurements.

 ©2016 Lumileds Holding B.V. All rights reserved. 

Table 1. Product performance of LUXEON 3535L Line at 100mA and 65mA, $T_j$=25°C (continued) .

| PRODUCT | NOMINAL CCT [1] | MINIMUM CRI [2] | LUMINOUS FLUX [3] (lm) | | TYPICAL LUMINOUS EFFICACY (lm/W) | TYPICAL LUMINOUS FLUX (lm) | TYPICAL LUMINOUS EFFICACY (lm/W) | PART NUMBER |
|---|---|---|---|---|---|---|---|---|
| | | | MINIMUM | TYPICAL | | | | |
| | | | 100mA | | | 65mA | | |
| LUXEON 3535L HE | 4000K | 70 | 42 | 51 | 176 | 34 | 186 | MXA7-PW40-H001 |
| | 5000K | 70 | 42 | 51 | 176 | 34 | 186 | MXA7-PW50-H001 |
| | 5700K | 70 | 42 | 51 | 176 | 34 | 186 | MXA7-PW57-H001 |
| | 6500K | 70 | 42 | 51 | 176 | 34 | 186 | MXA7-PW65-H001 |
| | 2200K | 80 | 30 | 35 | 121 | 23 | 128 | MXA8-PW22-H001 |
| | 2500K | 80 | 30 | 36 | 125 | 24 | 132 | MXA8-PW25-H001 |
| | 2700K | 80 | 38 | 46 | 164 | 32 | 172 | MXA8-PW27-H001 |
| | 3000K | 80 | 38 | 46 | 164 | 32 | 172 | MXA8-PW30-H001 |
| | 3500K | 80 | 40 | 46 | 164 | 32 | 172 | MXA8-PW35-H001 |
| | 4000K | 80 | 42 | 52 | 183 | 33 | 190 | MXA8-PW40-H001 |
| | 5000K | 80 | 42 | 51 | 183 | 33 | 190 | MXA8-PW50-H001 |
| | 5700K | 80 | 42 | 51 | 183 | 33 | 190 | MXA8-PW57-H001 |
| | 6500K | 80 | 42 | 51 | 183 | 33 | 190 | MXA8-PW65-H001 |
| | 2700K | 90 | 32 | 37 | 128 | 25 | 135 | MXA9-PW27-H001 |
| | 3000K | 90 | 32 | 37 | 128 | 25 | 135 | MXA9-PW30-H001 |
| | 3500K | 90 | 32 | 40 | 138 | 27 | 146 | MXA9-PW35-H001 |
| | 4000K | 90 | 32 | 41 | 142 | 27 | 150 | MXA9-PW40-H001 |
| | 5000K | 90 | 32 | 41 | 142 | 27 | 150 | MXA9-PW50-H001 |
| | 5700K | 90 | 32 | 40 | 138 | 27 | 146 | MXA9-PW57-H001 |
| | 6500K | 90 | 32 | 40 | 138 | 27 | 146 | MXA9-PW65-H001 |
| LUXEON 3535L HE Plus | 2700K | 80 | 44 | 47 | 165 | 30 | 172 | L135-2780CA35000P1 |
| | 3000K | 80 | 44 | 47 | 165 | 30 | 172 | L135-3080CA35000P1 |
| | 3500K | 80 | 44 | 47 | 165 | 30 | 172 | L135-3580CA35000P1 |
| | 4000K | 80 | 48 | 53 | 186 | 34 | 194 | L135-4080CA35000P1 |
| | 5000K | 80 | 48 | 52 | 186 | 34 | 194 | L135-5080CA35000P1 |
| | 5700K | 80 | 48 | 52 | 186 | 34 | 194 | L135-5780CA35000P1 |
| | 6500K | 80 | 48 | 52 | 186 | 34 | 194 | L135-6580CA35000P1 |

Notes for Table 1:
1. Correlated color temperature is based upton mounted die on highly reflective surface at $T_j$=25°C.
2. Typical CRI is approximately 2 points higher than the minimum CRI specified, but this is not guaranteed.
3. Lumileds maintains a tolerance of ±2 on CRI and ±6.5% on luminous flux measurements.

 ©2016 Lumileds Holding B.V. All rights reserved. 

# Optical Characteristics

**Table 2. Optical characteristics for LUXEON 3535L Line at 100mA, $T_j$=25°C.**

| PART NUMBER | TYPICAL TOTAL INCLUDED ANGLE [1] | TYPICAL VIEWING ANGLE [2] |
|---|---|---|
| MXAx-PWxx-xxxx | 140° | 115° |
| L135-xxxxCA35000P1 | 140° | 115° |

Notes for Table 2:
1. Total angle at which 90% of total luminous flux is captured.
2. Viewing angle is the off axis angle from the LED centerline where the luminous intensity is ½ of the peak value.

# Electrical and Thermal Characteristics

**Table 3. Electrical and thermal characteristics for LUXEON 3535L Line at 100mA, $T_j$=25°C.**

| PART NUMBER | FORWARD VOLTAGE [1] ($V_f$) | | | TYPICAL TEMPERATURE COEFFICIENT OF FORWARD VOLTAGE [2] (mV/°C) | TYPICAL THERMAL RESISTANCE—JUNCTION TO SOLDER PAD (°C/W) |
|---|---|---|---|---|---|
| | MINIMUM | TYPICAL | MAXIMUM | | |
| MXAx-PWxx-S001 | 2.8 | 3.0 | 3.4 | -2.0 to -4.0 | 22 |
| MXAx-PWxx-0000 | 2.8 | 3.0 | 3.4 | -2.0 to -4.0 | 18 |
| MXAx-PWxx-H001 | 2.7 | 2.9 | 3.2 | -2.0 to -4.0 | 16 |
| L135-xxxxCA35000P1 | 2.7 | 2.8 | 3.1 | -2.0 to -4.0 | 14 |

Notes for Table 3:
1. Lumileds maintains a tolerance of ±0.06V on forward voltage measurements.
2. Measured between 25°C and 110°C.

# Absolute Maximum Ratings

**Table 4. Absolute maximum ratings for LUXEON 3535L Line.**

| PARAMETER | MAXIMUM PERFORMANCE |
|---|---|
| DC Forward Current [1, 2] | 200mA for MXAx-PWxx-S001 and MXAx-PWxx-0000<br>300mA for MXAx-PWxx-H001 and L135-xxxxCA35000P1 |
| Peak Pulsed Forward Current [1, 3] | 240mA for MXAx-PWxx-S001 and MXAx-PWxx-0000<br>350mA for MXAx-PWxx-H001 and L135-xxxxCA35000P1 |
| LED Junction Temperature [1] (DC & Pulse) | 125°C |
| ESD Sensitivity (ANSI/ESDA/JEDEC JS-001-2012) | Class 2 |
| Operating Case Temperature [1] | -40°C to 105°C |
| LED Storage Temperature | -40°C to 105°C |
| Soldering Temperature | JEDEC 020D 260°C |
| Allowable Reflow Cycles | 3 |
| Reverse Voltage ($V_{reverse}$) | -5V |

Notes for Table 4:
1. Residual periodic variations due to power conversion from alternating current (AC) to direct current (DC), also called "ripple," are acceptable if the following conditions are met:
   – The frequency of the ripple current is 100Hz or higher
   – The average current for each cycle does not exceed the maximum allowable DC forward current
   – The maximum amplitude of the ripple does not exceed the maximum peak pulsed forward current
2. At 10% duty cycle with pulse width of 10ms.
3. Proper current derating must be observed to maintain the junction temperature below the maximum allowable junction temperature.

 ©2016 Lumileds Holding B.V. All rights reserved. 

# Characteristic Curves

## Spectral Power Distribution Characteristics

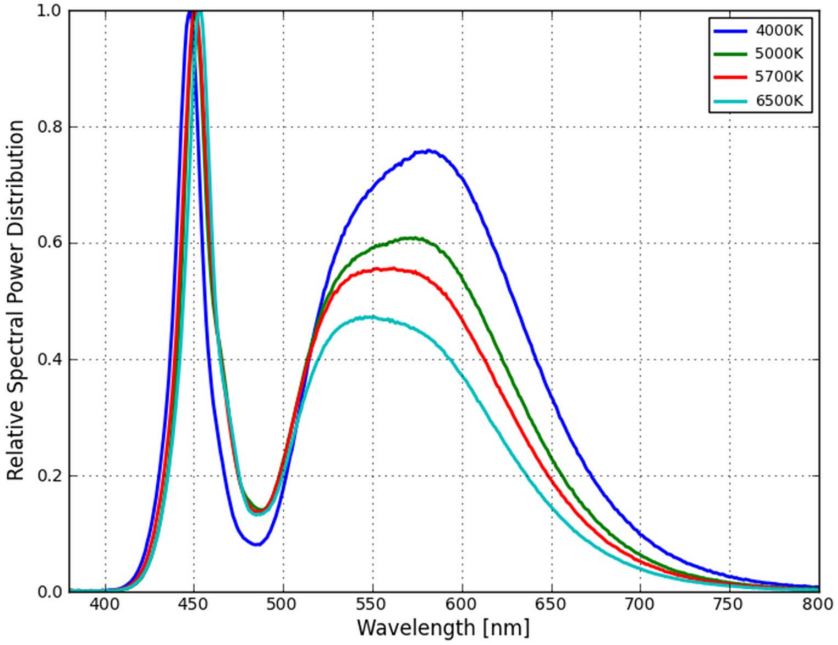


Figure 1a: Typical normalized power vs. wavelength for 70CRI LUXEON 3535L Line at 100mA, $T_j$=25°C.

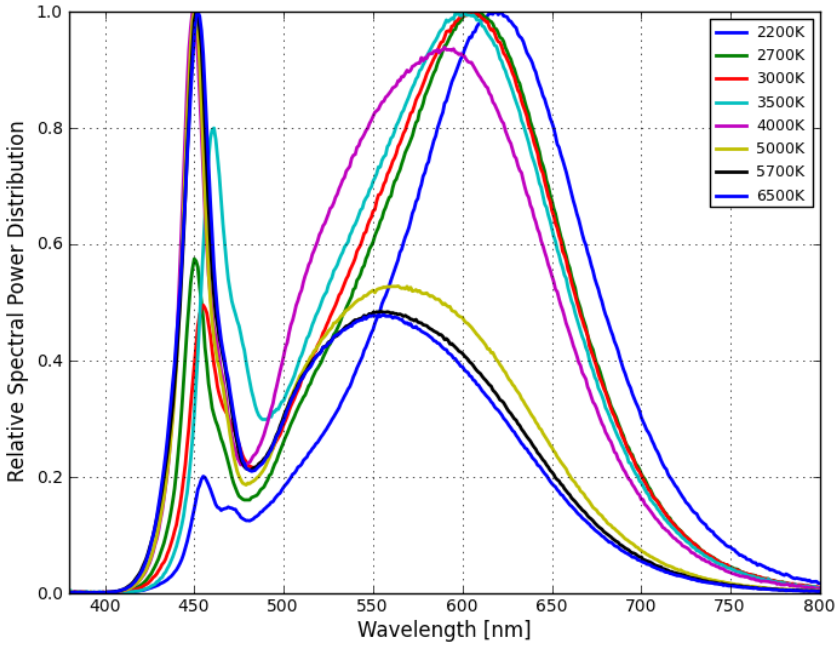


Figure 1b: Typical normalized power vs. wavelength for 80CRI LUXEON 3535L Line at 100mA, $T_j$=25°C.

 ©2016 Lumileds Holding B.V. All rights reserved. 

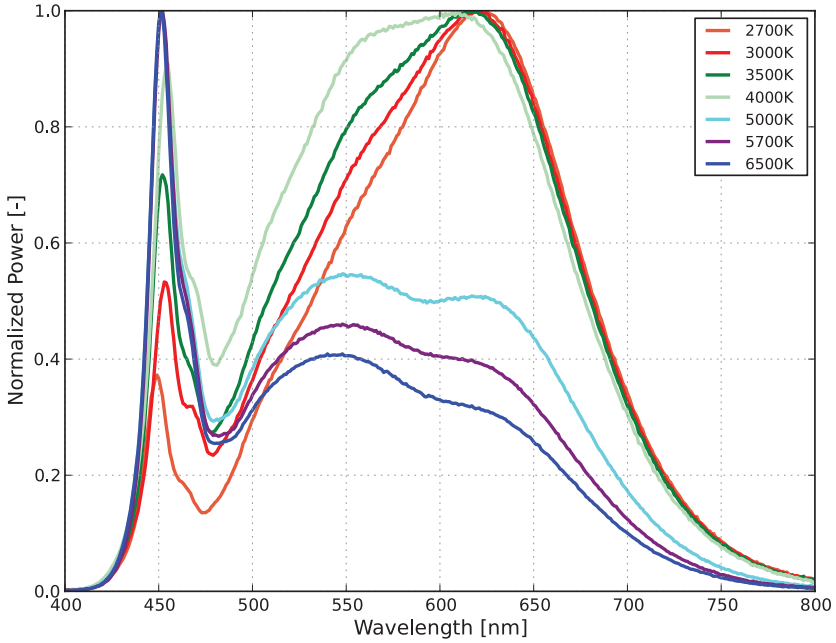


Figure 1c: Typical normalized power vs. wavelength for 90CRI LUXEON 3535L Line at 100mA, $T_j$=25°C.

## Light Output Characteristics

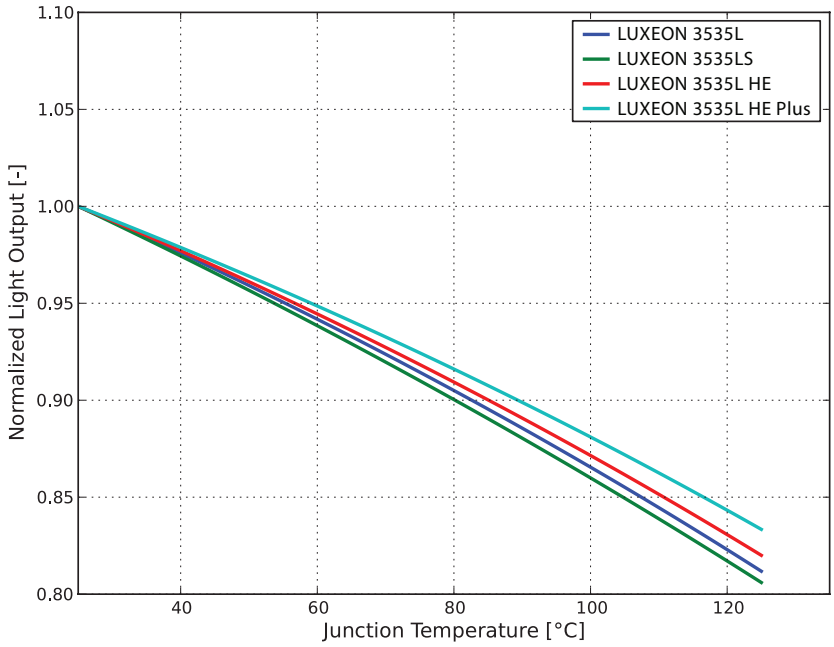


Figure 2: Typical normalized light output vs. junction temperature for LUXEON 3535L Line at 100mA.

 ©2016 Lumileds Holding B.V. All rights reserved. 

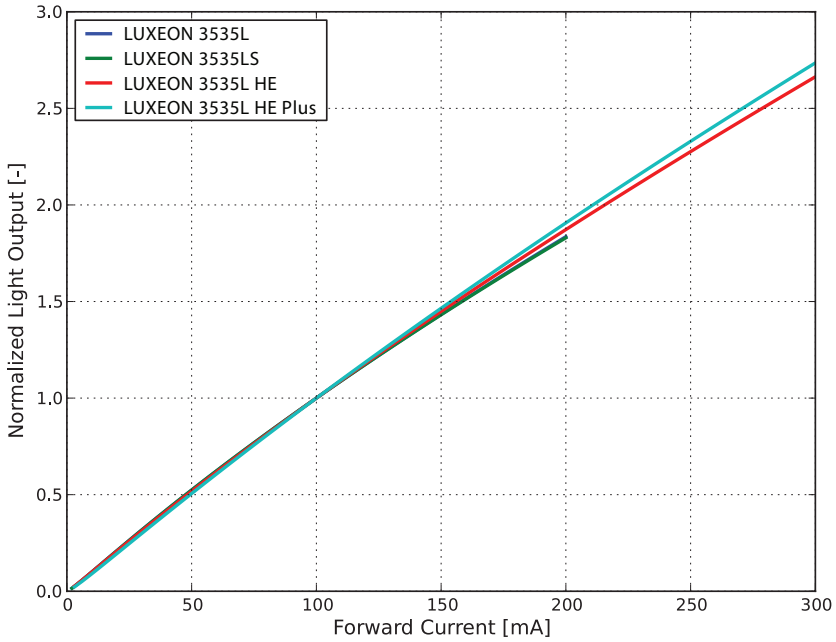


**Figure 3: Typical normalized light output vs. forward current for LUXEON 3535L Line at $T_j$=25°C.**

## Forward Current Characteristics

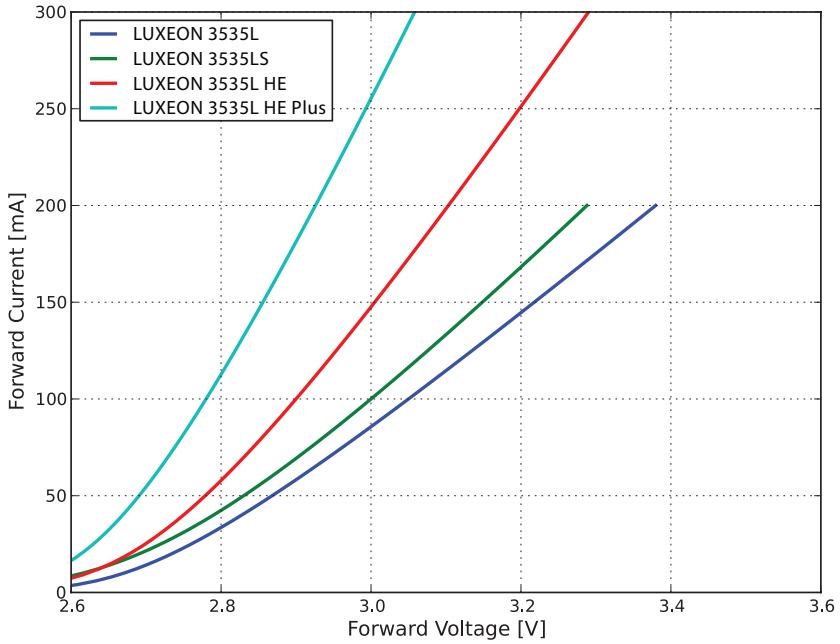


**Figure 4: Typical forward current vs. forward voltage for LUXEON 3535L Line at $T_j$=25°C.**

 ©2016 Lumileds Holding B.V. All rights reserved. 

# Radiation Pattern Characteristics

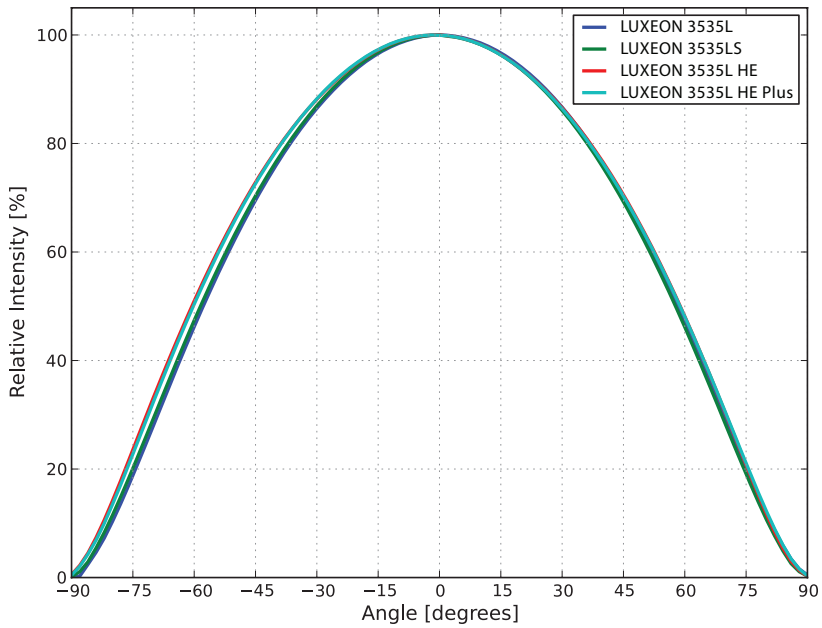


**Figure 5: Typical radiation pattern for LUXEON 3535L Line at 100mA, $T_j$=25ºC.**

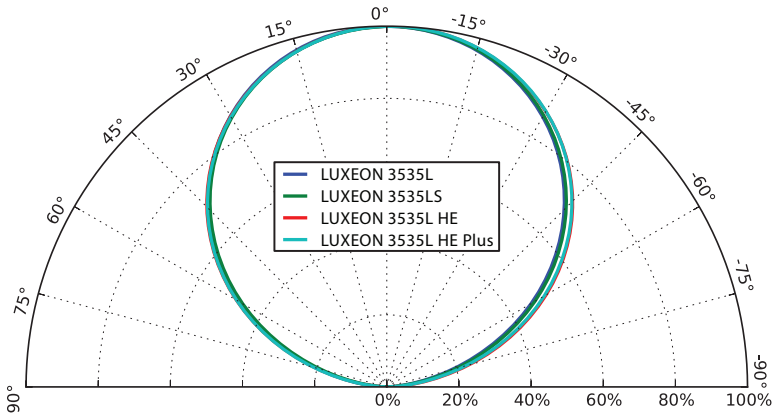


**Figure 6: Typical polar radiation pattern for LUXEON 3535L Line at 100mA, $T_j$=25ºC.**

 ©2016 Lumileds Holding B.V. All rights reserved. 

# Product Bin and Labeling Definitions

## Decoding Product Bin Labeling

In the manufacturing of semiconductor products, there are variations in performance around the average values given in the technical datasheet. For this reason, Lumileds bins LED components for luminous flux or radiometric power, color point, peak or dominant wavelength and forward voltage.

LUXEON 3535L Line LEDs are labeled using a 4 or 5-digit alphanumeric CAT code following the format below:

**A B C D** or **A x B C D**

Where:

**A** – designates luminous flux bin (example: M=36 to 40 lumens, R=48 to 52 lumens)

**x** – designates internal Lumileds code

**B C** – designates color bin (example: 7Z, 71, 72, 73, 74, 75, 76) for 3000K parts

**D** – designates forward voltage bin (example: S=2.70 to 2.80V, T=2.80 to 2.90V)

Therefore, a LUXEON 3535L HE with a lumen range of 36 to 40, color bin of 7Z and a forward voltage range of 2.80 to 2.90V has the following CAT code:

**M 7 Z T**

## Luminous Flux Bins

Table 5 lists the standard photometric luminous flux bins for LUXEON 3535L Line emitters. Although several bins are outlined, product availability in a particular bin varies by production run and by product performance. Not all bins are available in all CCTs.

**Table 5. Luminous flux bin definitions for LUXEON 3535L Line.**

| BIN | LUMINOUS FLUX [1] (lm) | |
|---|---|---|
| | MINIMUM | MAXIMUM |
| J | 24 | 28 |
| K | 28 | 32 |
| L | 32 | 36 |
| M | 36 | 40 |
| P | 40 | 44 |
| Q | 44 | 48 |
| R | 48 | 52 |
| S | 52 | 56 |
| T | 56 | 60 |

Notes for Table 5:
1. Lumileds maintains a tolerance of ±6.5% on luminous flux measurements.

 ©2016 Lumileds Holding B.V. All rights reserved. 

# Color Bin Definition

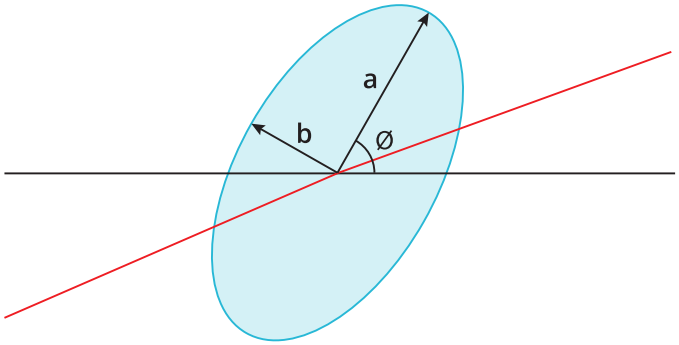


Figure 7: 3-step MacAdam ellipse illustration for Table 6.

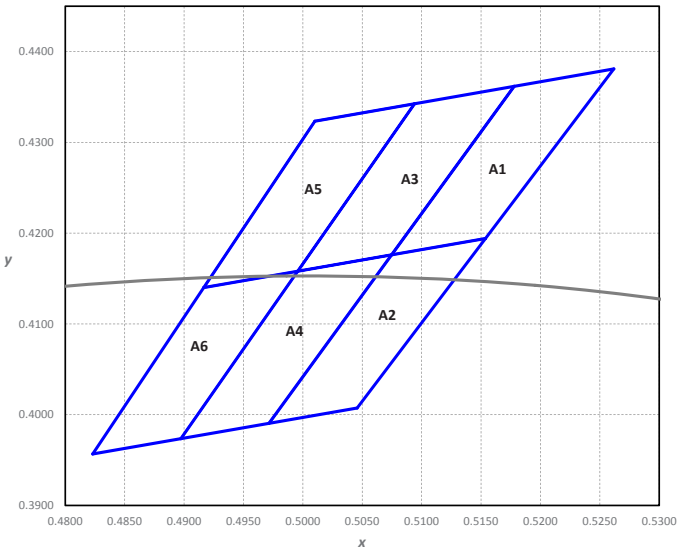


Figure 8a: Color bin structure for LUXEON 3535L Line 2200K.

Table 6a. Color bin definitions for MXAx-PW22-xxxx.

| BIN | x | y | BIN | x | y |
|---|---|---|---|---|---|
| A1 | 0.5178 | 0.4362 | A4 | 0.4996 | 0.4158 |
| | 0.5262 | 0.4381 | | 0.5075 | 0.4176 |
| | 0.5154 | 0.4194 | | 0.4972 | 0.3990 |
| | 0.5075 | 0.4176 | | 0.4897 | 0.3974 |
| A2 | 0.5075 | 0.4176 | A5 | 0.5010 | 0.4323 |
| | 0.5154 | 0.4194 | | 0.5094 | 0.4343 |
| | 0.5046 | 0.4007 | | 0.4996 | 0.4158 |
| | 0.4972 | 0.3990 | | 0.4917 | 0.4140 |
| A3 | 0.5094 | 0.4343 | A6 | 0.4917 | 0.4140 |
| | 0.5178 | 0.4362 | | 0.4996 | 0.4158 |
| | 0.5075 | 0.4176 | | 0.4897 | 0.3974 |
| | 0.4996 | 0.4158 | | 0.4823 | 0.3957 |

Notes for Table 6a:
1. Lumileds maintains a tolerance of ±0.007 on x and y coordinates in the CIE 1931 color space.
2. Tested and binned at 25°C and $I_f$=100mA.

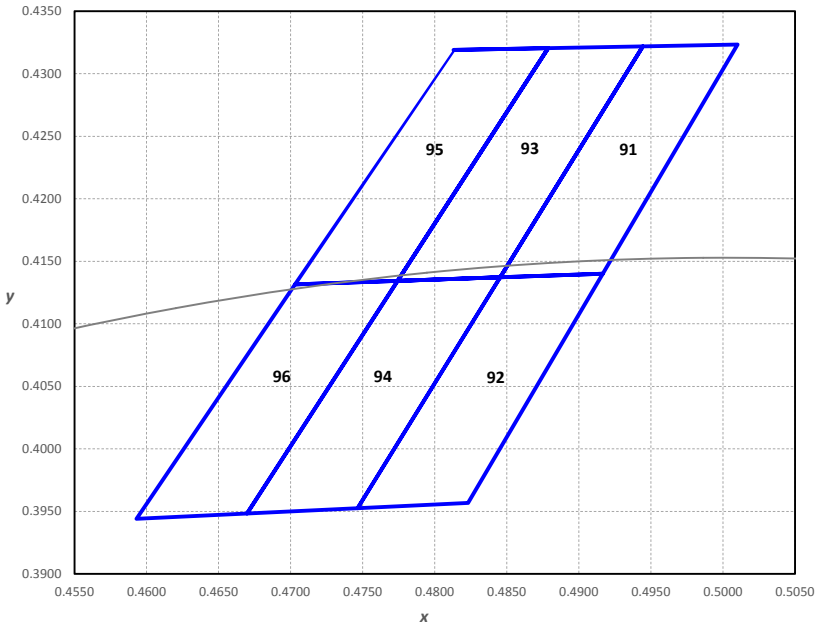


Figure 8b: Color bin structure for LUXEON 3535L Line 2500K.

Table 6b. Color bin definitions for MXAx-PW25-xxxx.

| BIN | x | y | BIN | x | y |
|---|---|---|---|---|---|
| 91 | 0.4944 | 0.4322 | 94 | 0.4774 | 0.4134 |
| | 0.5010 | 0.4323 | | 0.4845 | 0.4137 |
| | 0.4917 | 0.4140 | | 0.4746 | 0.3952 |
| | 0.4845 | 0.4137 | | 0.4670 | 0.3948 |
| 92 | 0.4845 | 0.4137 | 95 | 0.4813 | 0.4319 |
| | 0.4917 | 0.4140 | | 0.4879 | 0.4320 |
| | 0.4823 | 0.3957 | | 0.4774 | 0.4134 |
| | 0.4746 | 0.3952 | | 0.4703 | 0.4132 |
| 93 | 0.4879 | 0.4320 | 96 | 0.4703 | 0.4132 |
| | 0.4944 | 0.4322 | | 0.4774 | 0.4134 |
| | 0.4845 | 0.4137 | | 0.4670 | 0.3948 |
| | 0.4774 | 0.4134 | | 0.4593 | 0.3944 |

Notes for Table 6b:
1. Lumileds maintains a tolerance of ±0.007 on x and y coordinates in the CIE 1931 color space.
2. Tested and binned at 25°C and $I_f$=100mA.

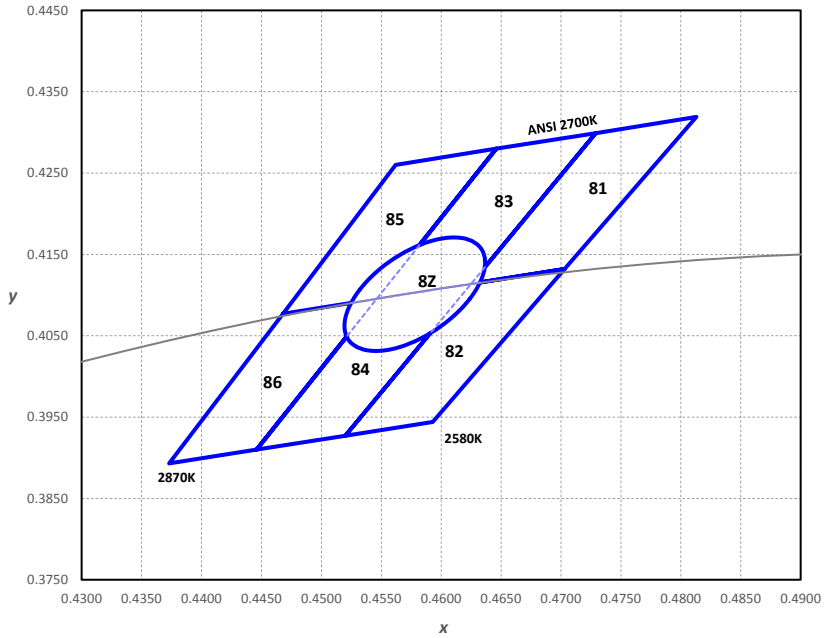


Figure 8c: Color bin structure for LUXEON 3535L Line 2700K.

Table 6c-1. Color bin definitions for MXAx-PW27-xxxx.

| BIN | x | y | BIN | x | y |
|---|---|---|---|---|---|
| 81 | 0.4625 | 0.4113 | 84 | 0.4446 | 0.3910 |
| | 0.4729 | 0.4299 | | 0.4546 | 0.4095 |
| | 0.4813 | 0.4319 | | 0.4625 | 0.4113 |
| | 0.4703 | 0.4132 | | 0.4520 | 0.3927 |
| 82 | 0.4520 | 0.3927 | 85 | 0. 4468 | 0.4077 |
| | 0.4625 | 0.4113 | | 0. 4562 | 0.4260 |
| | 0.4703 | 0.4132 | | 0.4646 | 0.4280 |
| | 0.4593 | 0.3944 | | 0.4546 | 0.4095 |
| 83 | 0.4546 | 0.4095 | 86 | 0.4373 | 0.3893 |
| | 0.4646 | 0.4280 | | 0.4468 | 0.4077 |
| | 0.4729 | 0.4299 | | 0.4546 | 0.4095 |
| | 0.4625 | 0.4113 | | 0.4446 | 0.3910 |

Table 6c-2. Color bin definition for single 3-step MacAdam ellipse for MXAx-PW27-xxxx.

| COLOR SPACE | CENTER POINT (cx, cy) | MAJOR AXIS, a | MINOR AXIS, b | ELLIPSE ROTATION ANGLE, θ |
|---|---|---|---|---|
| 8Z | (0.4578, 0.4101) | 0.0081 | 0.0042 | 53.70° |

Notes for Table 6c-1 and 6c-2:
1. Lumileds maintains a tolerance of ±0.007 on x and y coordinates in the CIE 1931 color space.
2. Tested and binned at 25°C and $I_f$=100mA.

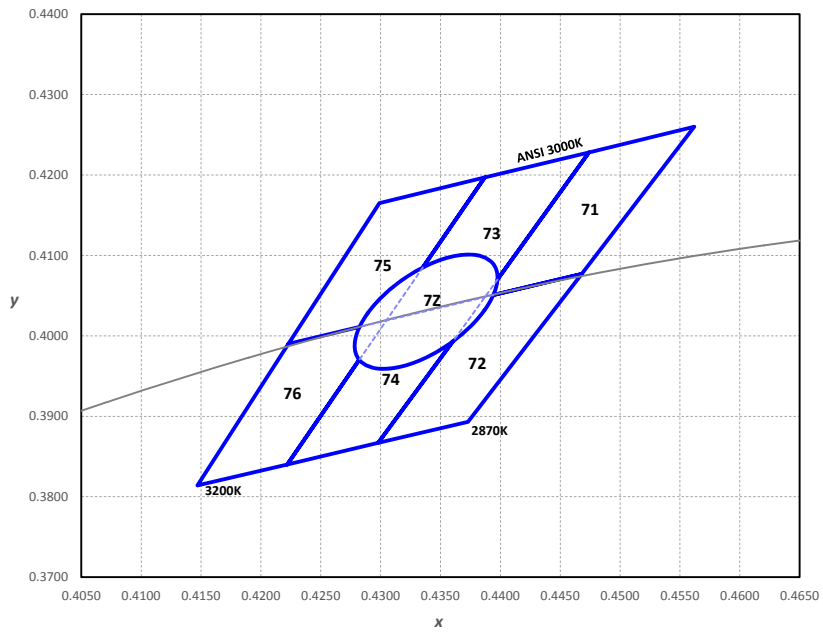


Figure 8d: Color bin structure for LUXEON 3535L Line 3000K.

Table 6d-1. Color bin definitions for MXAx-PW30-xxxx.

| BIN | x | y | BIN | x | y |
|---|---|---|---|---|---|
| 71 | 0.4386 | 0.4048 | 74 | 0.4222 | 0.3840 |
| | 0.4474 | 0.4228 | | 0.4305 | 0.4019 |
| | 0.4562 | 0.4260 | | 0.4386 | 0.4048 |
| | 0.4468 | 0.4077 | | 0.4298 | 0.3867 |
| 72 | 0.4298 | 0.3867 | 75 | 0.4223 | 0.3990 |
| | 0.4386 | 0.4048 | | 0.4299 | 0.4165 |
| | 0.4468 | 0.4077 | | 0.4387 | 0.4197 |
| | 0.4373 | 0.3893 | | 0.4305 | 0.4019 |
| 73 | 0.4305 | 0.4019 | 76 | 0.4147 | 0.3814 |
| | 0.4387 | 0.4197 | | 0.4223 | 0.3990 |
| | 0.4474 | 0.4228 | | 0.4305 | 0.4019 |
| | 0.4386 | 0.4048 | | 0.4222 | 0.3840 |

Table 6d-2. Color bin definition for single 3-step MacAdam ellipse for MXAx-PW30-xxxx.

| COLOR SPACE | CENTER POINT (cx, cy) | MAJOR AXIS, a | MINOR AXIS, b | ELLIPSE ROTATION ANGLE, θ |
|---|---|---|---|---|
| 7Z | (0.4338, 0.4030) | 0.00834 | 0.00408 | 53.22° |

Notes for Table 6d-1 and 6d-2:
1. Lumileds maintains a tolerance of ±0.007 on x and y coordinates in the CIE 1931 color space.
2. Tested and binned at 25°C and $I_F$=100mA.

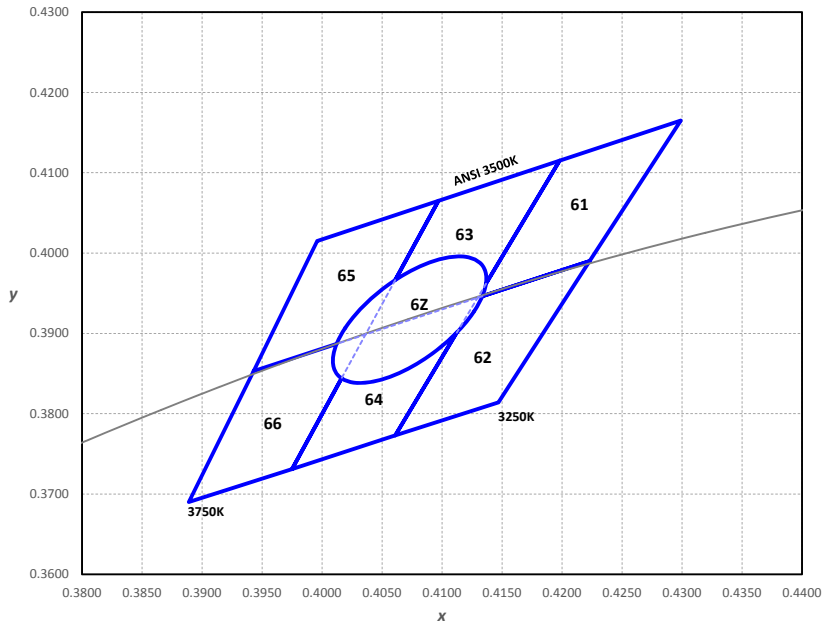


Figure 8e: Color bin structure for LUXEON 3535L Line 3500K.

Table 6e-1. Color bin definitions for MXAx-PW35-xxxx.

| BIN | x | y | BIN | x | y |
|---|---|---|---|---|---|
| 61 | 0.4386 | 0.4048 | 64 | 0.4222 | 0.3840 |
| | 0.4474 | 0.4228 | | 0.4305 | 0.4019 |
| | 0.4562 | 0.4260 | | 0.4386 | 0.4048 |
| | 0.4468 | 0.4077 | | 0.4298 | 0.3867 |
| 62 | 0.4298 | 0.3867 | 65 | 0.4223 | 0.3990 |
| | 0.4386 | 0.4048 | | 0.4299 | 0.4165 |
| | 0.4468 | 0.4077 | | 0.4387 | 0.4197 |
| | 0.4373 | 0.3893 | | 0.4305 | 0.4019 |
| 63 | 0.4305 | 0.4019 | 66 | 0.4147 | 0.3814 |
| | 0.4387 | 0.4197 | | 0.4223 | 0.3990 |
| | 0.4474 | 0.4228 | | 0.4305 | 0.4019 |
| | 0.4386 | 0.4048 | | 0.4222 | 0.3840 |

Table 6e-2. Color bin definition for single 3-step MacAdam ellipse for MXAx-PW35-xxxx.

| COLOR SPACE | CENTER POINT (cx, cy) | MAJOR AXIS, a | MINOR AXIS, b | ELLIPSE ROTATION ANGLE, θ |
|---|---|---|---|---|
| 6Z | (0.4073, 0.3917) | 0.00927 | 0.00414 | 54.00° |

Notes for Table 6e-1 and 6e-2:
1. Lumileds maintains a tolerance of ±0.007 on x and y coordinates in the CIE 1931 color space.
2. Tested and binned at 25°C and $I_f$=100mA.

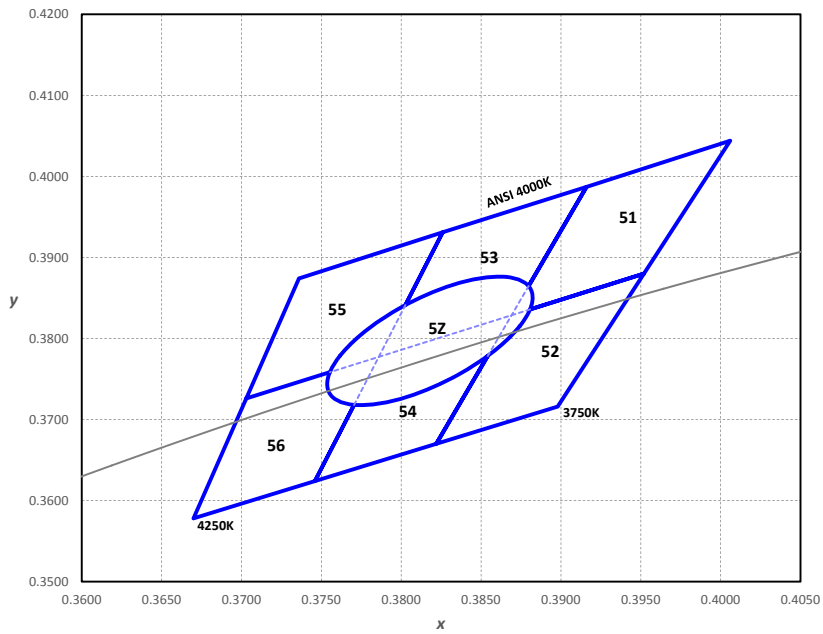


Figure 8f: Color bin structure for LUXEON 3535L Line 4000K.

Table 6f-1. Color bin definitions for MXAx-PW40-xxxx.

| BIN | x | y | BIN | x | y |
|---|---|---|---|---|---|
| 51 | 0.3869 | 0.3829 | 54 | 0.3746 | 0.3624 |
| | 0.3916 | 0.3987 | | 0.3786 | 0.3777 |
| | 0.4006 | 0.4044 | | 0.3869 | 0.3829 |
| | 0.3952 | 0.3880 | | 0.3822 | 0.3670 |
| 52 | 0.3822 | 0.3670 | 55 | 0.3703 | 0.3726 |
| | 0.3869 | 0.3829 | | 0.3736 | 0.3874 |
| | 0.3952 | 0.3880 | | 0.3826 | 0.3931 |
| | 0.3898 | 0.3716 | | 0.3786 | 0.3777 |
| 53 | 0.3786 | 0.3777 | 56 | 0.3670 | 0.3578 |
| | 0.3826 | 0.3931 | | 0.3703 | 0.3726 |
| | 0.3916 | 0.3987 | | 0.3786 | 0.3777 |
| | 0.3869 | 0.3829 | | 0.3746 | 0.3624 |

Table 6f-2. Color bin definition for single 3-step MacAdam ellipse for MXAx-PW40-xxxx.

| COLOR SPACE | CENTER POINT (cx, cy) | MAJOR AXIS, a | MINOR AXIS, b | ELLIPSE ROTATION ANGLE, θ |
|---|---|---|---|---|
| 5Z | (0.3818, 0.3797) | 0.00939 | 0.00402 | 53.72° |

Notes for Table 6f-1 and 6f-2:
1. Lumileds maintains a tolerance of ±0.007 on x and y coordinates in the CIE 1931 color space.
2. Tested and binned at 25ºC and $I_F$=100mA.

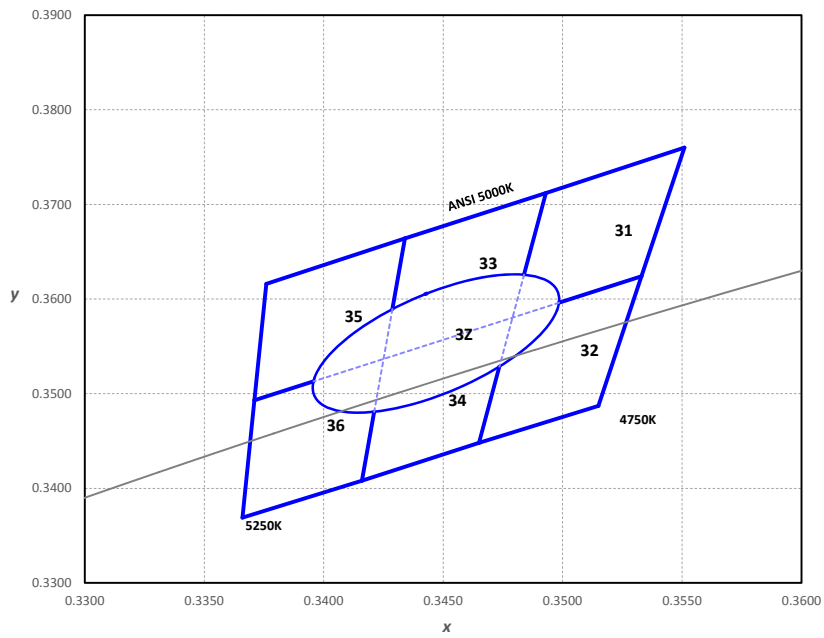


Figure 8g: Color bin structure for LUXEON 3535L Line 5000K.

Table 6g-1. Color bin definitions for MXAx-PW50-xxxx.

| BIN | x | y | BIN | x | y |
|---|---|---|---|---|---|
| 31 | 0.3479 | 0.3580 | 34 | 0.3416 | 0.3408 |
| | 0.3493 | 0.3712 | | 0.3425 | 0.3536 |
| | 0.3551 | 0.3760 | | 0.3479 | 0.3580 |
| | 0.3533 | 0.3624 | | 0.3465 | 0.3448 |
| 32 | 0.3465 | 0.3448 | 35 | 0.3371 | 0.3493 |
| | 0.3479 | 0.3580 | | 0.3376 | 0.3616 |
| | 0.3533 | 0.3624 | | 0.3434 | 0.3664 |
| | 0.3515 | 0.3487 | | 0.3425 | 0.3536 |
| 33 | 0.3425 | 0.3536 | 36 | 0.3366 | 0.3369 |
| | 0.3434 | 0.3664 | | 0.3371 | 0.3493 |
| | 0.3493 | 0.3712 | | 0.3425 | 0.3536 |
| | 0.3479 | 0.3580 | | 0.3416 | 0.3408 |

Table 6g-2. Color bin definition for single 3-step MacAdam ellipse for MXAx-PW50-xxxx.

| COLOR SPACE | CENTER POINT (cx, cy) | MAJOR AXIS, a | MINOR AXIS, b | ELLIPSE ROTATION ANGLE, θ |
|---|---|---|---|---|
| 3Z | (0.3447, 0.3553) | 0.00822 | 0.00354 | 59.62° |

Notes for Table 6g-1 and 6g-2:
1. Lumileds maintains a tolerance of ±0.007 on x and y coordinates in the CIE 1931 color space.
2. Tested and binned at 25ºC and $I_F$=100mA.

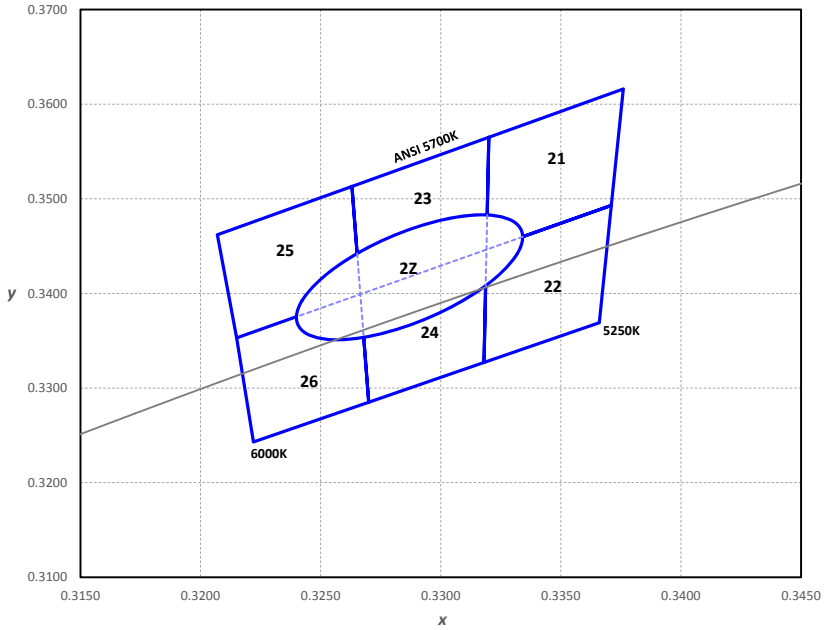


Figure 8h: Color bin structure for LUXEON 3535L Line 5700K.

Table 6h-1. Color bin definitions for MXAx-PW57-xxxx.

| BIN | x | y | BIN | x | y |
|---|---|---|---|---|---|
| 21 | 0.3319 | 0.3446 | 24 | 0.3270 | 0.3285 |
| | 0.3320 | 0.3565 | | 0.3267 | 0.3399 |
| | 0.3376 | 0.3616 | | 0.3319 | 0.3446 |
| | 0.3371 | 0.3493 | | 0.3318 | 0.3327 |
| 22 | 0.3318 | 0.3327 | 25 | 0.3215 | 0.3353 |
| | 0.3319 | 0.3446 | | 0.3207 | 0.3462 |
| | 0.3371 | 0.3493 | | 0.3263 | 0.3513 |
| | 0.3366 | 0.3369 | | 0.3267 | 0.3399 |
| 23 | 0.3267 | 0.3399 | 26 | 0.3222 | 0.3243 |
| | 0.3263 | 0.3513 | | 0.3215 | 0.3353 |
| | 0.3320 | 0.3565 | | 0.3267 | 0.3399 |
| | 0.3319 | 0.3446 | | 0.3270 | 0.3285 |

Table 6h-2. Color bin definition for single 3-step MacAdam ellipse for MXAx-PW57-xxxx.

| COLOR SPACE | CENTER POINT (cx, cy) | MAJOR AXIS, a | MINOR AXIS, b | ELLIPSE ROTATION ANGLE, θ |
|---|---|---|---|---|
| 2Z | (0.3287, 0.3417) | 0.00746 | 0.0032 | 59.09° |

Notes for Table 6h-1 and 6h-2:
1. Lumileds maintains a tolerance of ±0.007 on x and y coordinates in the CIE 1931 color space.
2. Tested and binned at 25ºC and $I_F$=100mA.

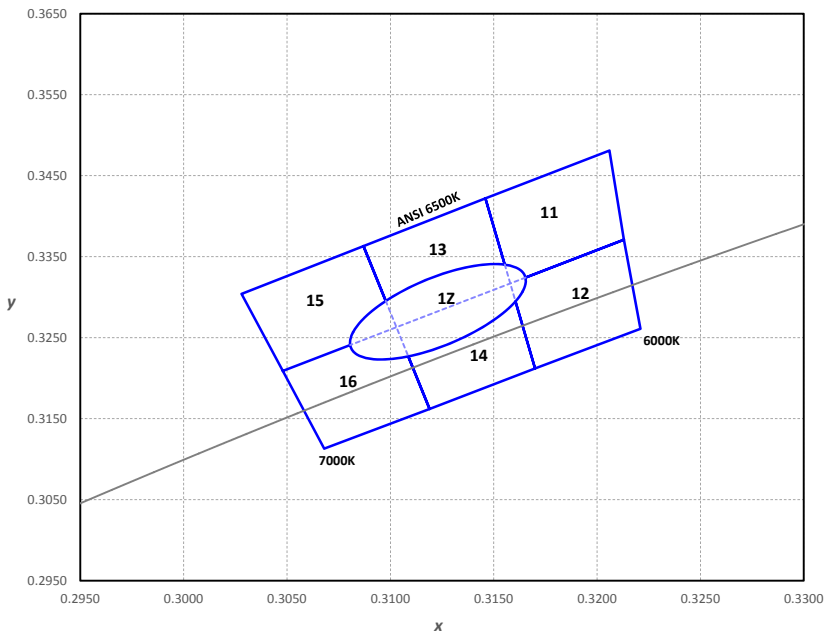


Figure 8i: Color bin structure for LUXEON 3535L Line 6500K.

Table 6i-1. Color bin definitions for MXAx-PW65-xxxx.

| BIN | x | y | BIN | x | y |
|---|---|---|---|---|---|
| 11 | 0.3158 | 0.3317 | 14 | 0.3119 | 0.3162 |
| | 0.3146 | 0.3422 | | 0.3103 | 0.3263 |
| | 0.3206 | 0.3481 | | 0.3158 | 0.3317 |
| | 0.3213 | 0.3371 | | 0.3170 | 0.3212 |
| 12 | 0.3170 | 0.3212 | 15 | 0.3048 | 0.3209 |
| | 0.3158 | 0.3317 | | 0.3028 | 0.3304 |
| | 0.3213 | 0.3371 | | 0.3087 | 0.3363 |
| | 0.3221 | 0.3261 | | 0.3103 | 0.3263 |
| 13 | 0.3103 | 0.3263 | 16 | 0.3068 | 0.3113 |
| | 0.3087 | 0.3363 | | 0.3048 | 0.3209 |
| | 0.3146 | 0.3422 | | 0.3103 | 0.3263 |
| | 0.3158 | 0.3317 | | 0.3119 | 0.3162 |

Table 6i-2. Color bin definition for single 3-step MacAdam ellipse for MXAx-PW65-xxxx.

| COLOR SPACE | CENTER POINT (cx, cy) | MAJOR AXIS, a | MINOR AXIS, b | ELLIPSE ROTATION ANGLE, θ |
|---|---|---|---|---|
| 1Z | (0.3123, 0.3282) | 0.00669 | 0.00285 | 58.57° |

Notes for Table 6i-1 and 6i-2:
1. Lumileds maintains a tolerance of ±0.007 on x and y coordinates in the CIE 1931 color space.
2. Tested and binned at 25ºC and $I_F$=100mA.

# Forward Voltage Bins

**Table 7. Forward voltage bin definitions for LUXEON 3535L Line.**

| BIN | FORWARD VOLTAGE [1] ($V_f$) | |
|---|---|---|
| | MINIMUM | MAXIMUM |
| S | 2.70 | 2.80 |
| T | 2.80 | 2.90 |
| V | 2.90 | 3.00 |
| W | 3.00 | 3.10 |
| X | 3.10 | 3.20 |
| Y | 3.20 | 3.30 |

Notes for Table 7:
1. Lumileds maintains a tolerance of ±0.06V on forward voltage measurements.
2. Tested and binned at 25°C and $I_f$=100mA.

# Mechanical Dimensions

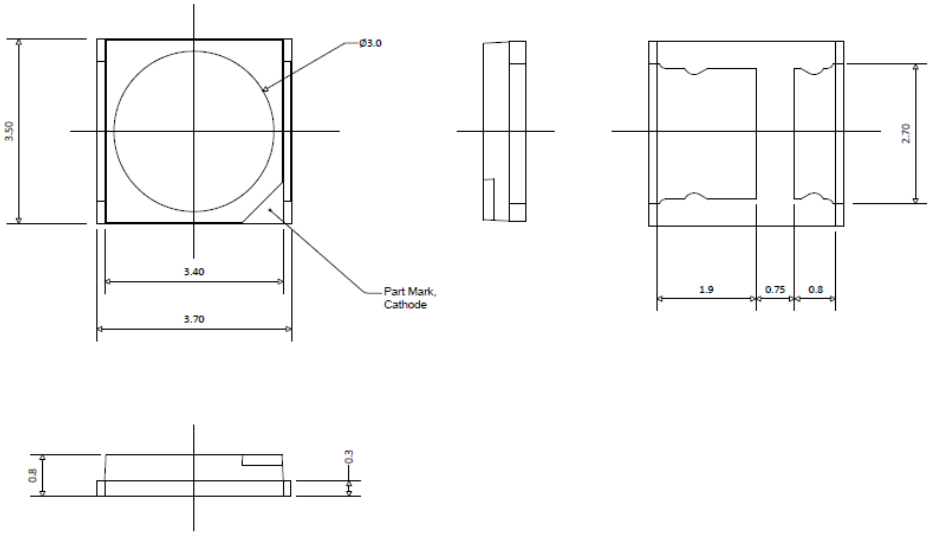


**Figure 9: Mechanical dimensions for LUXEON 3535L Line.**

Notes for Figure 9:
1. Drawings are not to scale.
2. All dimensions are in millimeters.

# Reflow Soldering Guidelines

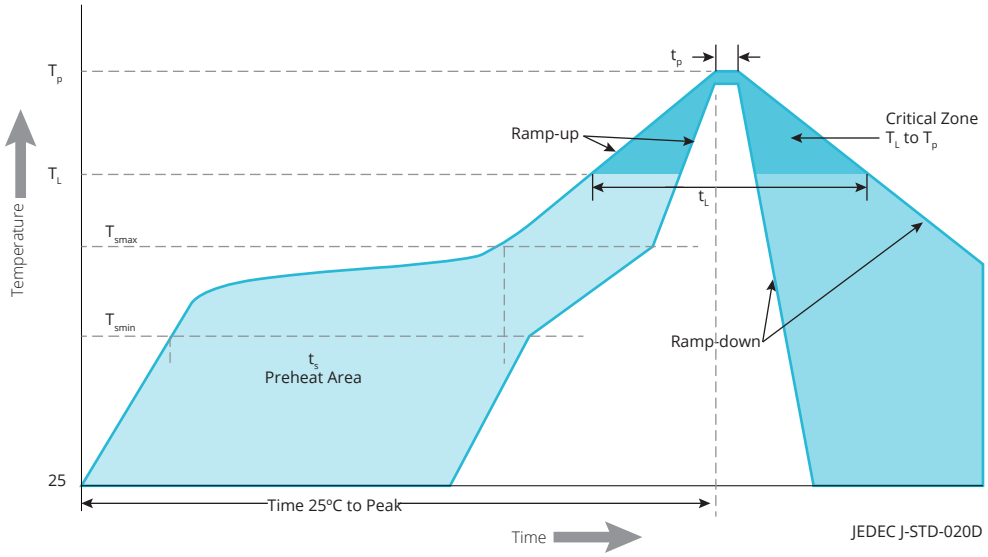


**Figure 10: Visualization of the acceptable reflow temperature profile as specified in Table 8.**

**Table 8. Reflow profile characteristics for LUXEON 3535L Line.**

| PROFILE FEATURE | LEAD-FREE ASSEMBLY |
|---|---|
| Preheat Minimum Temperature ($T_{smin}$) | 150°C |
| Preheat Maximum Temperature ($T_{smax}$) | 200°C |
| Preheat Time ($t_{smin}$ to $t_{smax}$) | 60 to 120 seconds |
| Ramp-Up Rate ($T_L$ to $T_p$) | 3°C / second maximum |
| Liquidus Temperature ($T_L$) | 217°C |
| Time Maintained Above Temperature $T_L$ ($t_L$) | 60 to 150 seconds |
| Peak / Classification Temperature ($T_p$) | 260°C |
| Time Within 5°C of Actual Temperature ($t_p$) | 10 to 30 seconds |
| Ramp-Down Rate ($T_p$ to $T_L$) | 6°C / second maximum |
| Time 25°C to Peak Temperature | 8 minutes maximum |

# JEDEC Moisture Sensitivity

**Table 9. Moisture sensitivity levels for LUXEON 3535L Line.**

| LEVEL | FLOOR LIFE | | SOAK REQUIREMENTS STANDARD | |
|---|---|---|---|---|
| | TIME | CONDITIONS | TIME | CONDITIONS |
| 2 | 1 Year | ≤30°C / 60% RH | 168 Hours +5 / -0 | 85°C / 60% RH |

## Solder Pad Design

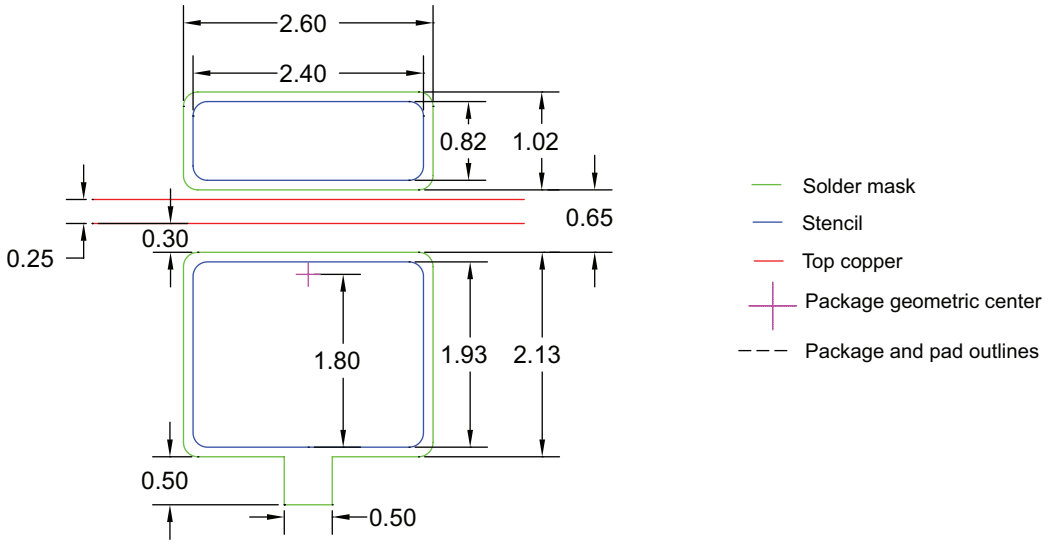


**Figure 11: Recommended PCB solder pad layout for LUXEON 3535L Line.**

Notes for Figure 11:
1. Drawings are not to scale.
2. All dimensions are in millimeters.

# Packaging Information

## Pocket Tape Dimensions

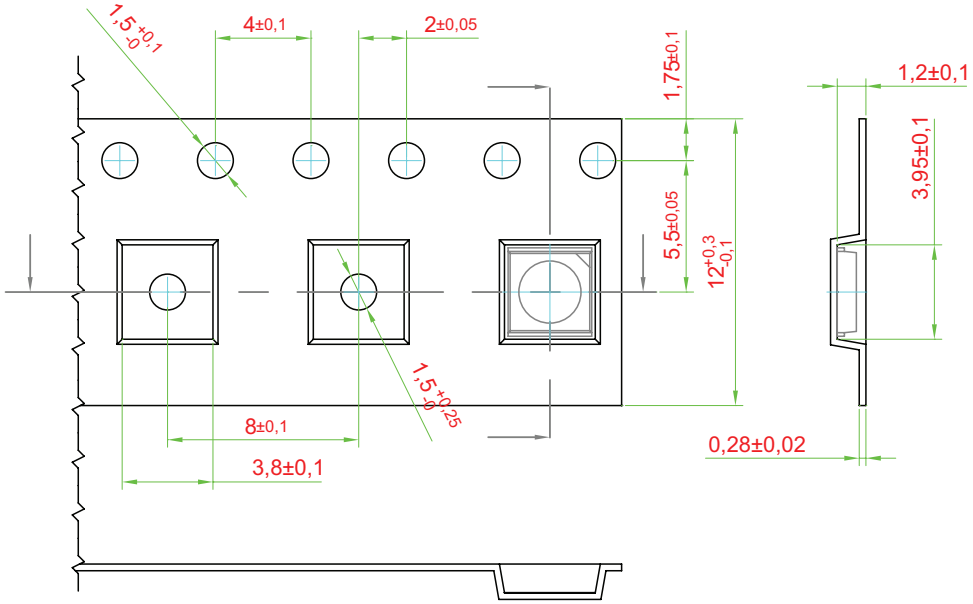


**Figure 12: Pocket tape dimensions for LUXEON 3535L Line.**

Notes for Figure 12:
1. Drawings are not to scale.
2. All dimensions are in millimeters.

# Reel Dimensions

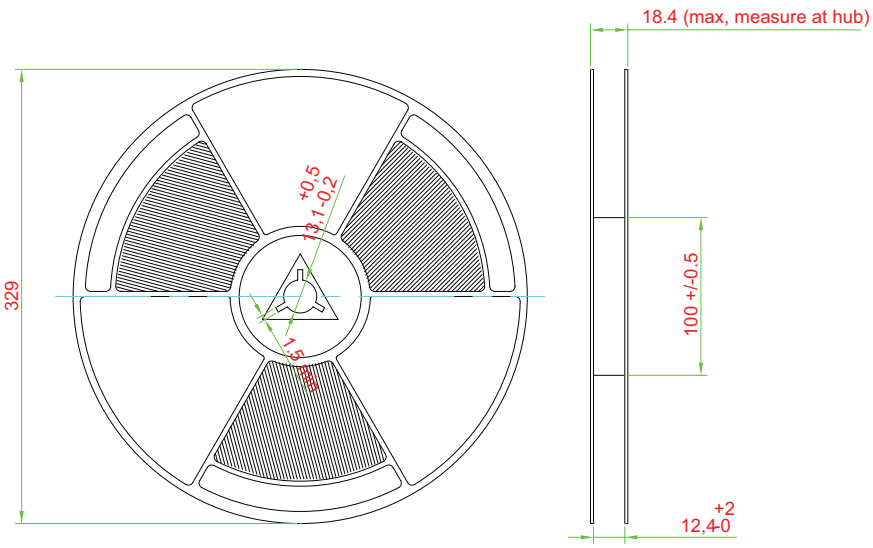


**Figure 13: Reel dimensions for LUXEON 3535L Line.**

Notes for Figure 13:
1. Drawings are not to scale.
2. All dimensions are in millimeters.

## About Lumileds

Lumileds is the global leader in light engine technology. The company develops, manufactures and distributes groundbreaking LEDs and automotive lighting products that shatter the status quo and help customers gain and maintain a competitive edge.

With a rich history of industry "firsts," Lumileds is uniquely positioned to deliver lighting advancements well into the future by maintaining an unwavering focus on quality, innovation and reliability.

To learn more about our portfolio of light engines, visit lumileds.com.

©2016 Lumileds Holding B.V. All rights reserved.
LUXEON is a registered trademark of the Lumileds Holding B.V. in the United States and other countries.

lumileds.com

Neither Lumileds Holding B.V. nor its affiliates shall be liable for any kind of loss of data or any other damages, direct, indirect or consequential, resulting from the use of the provided information and data. Although Lumileds Holding B.V. and/or its affiliates have attempted to provide the most accurate information and data, the materials and services information and data are provided "as is," and neither Lumileds Holding B.V. nor its affiliates warrants or guarantees the contents and correctness of the provided information and data. Lumileds Holding B.V. and its affiliates reserve the right to make changes without notice. You as user agree to this disclaimer and user agreement with the download or use of the provided materials, information and data.

DS203 LUXEON 3535L
Product Datasheet 20160511

Компания «ЭлектроПласт» предлагает заключение долгосрочных отношений при поставках импортных электронных компонентов на взаимовыгодных условиях!

Наши преимущества:

- Оперативные поставки широкого спектра электронных компонентов отечественного и импортного производства напрямую от производителей и с крупнейших мировых складов;
- Поставка более 17-ти миллионов наименований электронных компонентов;
- Поставка сложных, дефицитных, либо снятых с производства позиций;
- Оперативные сроки поставки под заказ (от 5 рабочих дней);
- Экспресс доставка в любую точку России;
- Техническая поддержка проекта, помощь в подборе аналогов, поставка прототипов;
- Система менеджмента качества сертифицирована по Международному стандарту ISO 9001;
- Лицензия ФСБ на осуществление работ с использованием сведений, составляющих государственную тайну;
- Поставка специализированных компонентов (Xilinx, Altera, Analog Devices, Intersil, Interpoint, Microsemi, Aeroflex, Peregrine, Syfer, Eurofarad, Texas Instrument, Miteq, Cobham, E2V, MA-COM, Hittite, Mini-Circuits,General Dynamics и др.);

Помимо этого, одним из направлений компании «ЭлектроПласт» является направление «Источники питания». Мы предлагаем Вам помощь Конструкторского отдела:

- Подбор оптимального решения, техническое обоснование при выборе компонента;
- Подбор аналогов;
- Консультации по применению компонента;
- Поставка образцов и прототипов;
- Техническая поддержка проекта;
- Защита от снятия компонента с производства.

**Как с нами связаться**

**Телефон:** 8 (812) 309 58 32 (многоканальный)
**Факс:** 8 (812) 320-02-42
**Электронная почта:** org@eplast1.ru
**Адрес:** 198099, г. Санкт-Петербург, ул. Калинина, дом 2, корпус 4, литера А.