

Multi-Turn Precision Potentiometer

Model 7200 Series



Features:

- 7/8" diameter
- 10-turn
- Wirewound



Model Styles Available

7216, 7221	Bushing Mount, Sleeve Bearing
7223	Servo Mount, Ball Bearing

Electrical

Resistance Range, Ohms	10 to 125K
Standard Resistance Tolerance	±3%
Minimum Practical Resistance Tolerance	±1%
Independent Linearity	±0.25%
Minimum Practical Independent Linearity	±0.25%, ≤ 20 Ohms ±0.15%, 21-49 Ohms ±0.10%, 50-99 Ohms ±0.075%, 100-999 Ohms ±0.05%, ≥ 1K Ohms
Power Rating, Watts	2.0 at 70°C derating to 0 at 125°C
Dielectric Strength	1,000V rms
Insulation Resistance, Minimum	1,000 Megohms
Noise, Maximum	100 Ohms
Actual Electrical Travel	3600° + 10° - 0°, > 25 Ohms 3600° + 10° - 5°, ≤ 25 Ohms
Tap Tolerance	±5°, ≤20 Ohms ±3°, 21-49 Ohms ±2°, ≥50 Ohms
End Voltage, Maximum (% of input voltage)	0.5%, <100 Ohms 0.25%, ≥100 Ohms

Specifications subject to change without notice.
Available in a Hybrid version – contact factory for details.

General Note

TT Electronics reserves the right to make changes in product specification without notice or liability. All information is subject to TT Electronics' own data and is considered accurate at time of going to print.

Multi-Turn Precision Potentiometer

Model 7200 Series



Environmental

Operating Temperature Range	Static: -65°C to +125°C Dynamic: -40°C to +125°C
Temperature Cycling	5 cycles, -65°C to +125°C (5% ΔR)
Shock, 6ms Sawtooth	50G's (0.1ms discontinuity max.)
Vibration	15G's, 10 to 2,000 Hz (5% ΔR, 0.1ms discontinuity max.)
Moisture Resistance	Ten 24 hour cycles (3% ΔR)
High Temperature Exposure	1,000 hours at 125°C (5% ΔR)
Rotational Load Life	2 mil. shaft rev. + 900 hrs. at rated wattage at 70°C (5% ΔR)*

* Model 7216 - Rotational Load Life = 1 mil. shaft rev.+900 hrs. at rated wattage at 70°C (5% ΔR)

Mechanical

Total Mechanical Travel	3600° + 10° - 0°		
Number of Gangs, Maximum	2		
Weight, Nominal (single Gang)	1.25 oz.		
Static Stop Strength	128 oz.-in.		
Backlash, Maximum	1.5°		
	7216	7221	7223
Panel Nut Tightening Torque, Maximum	25 lb.-in.	25 lb.-in.	N/A
Shaft End Play, Maximum	.0085"	.005"	.005"
Shaft Runout, T.I.R., Maximum	.001"	.001"	.001"
Pilot Diameter Runout, T.I.R., Maximum	.001"	.001"	.0015"
Lateral Runout, T.I.R., Maximum	.003"	.003"	.003"
Shaft Radial Play, Maximum	.003"	.003"	.002"
Start/Run Torque, Maximum (per Gang)	0.6 oz.-in / 0.5 oz.-in.		

Special Features

Center Tap	CT
Linearity Tape	LT
Rear Shaft Extension	RS
Flatted Shaft	FS
Slotted Shaft	SS
Shaft Lock (7216, 7221 only)	SL
Additional Gangs	2G

General Note
TT Electronics reserves the right to make changes in product specification without notice or liability. All information is subject to TT Electronics' own data and is considered accurate at time of going to print.

TT Electronics | BI Technologies
413 Rood RD, Suite 7
Calxico, CA 92231
Ph: +1 714 447 2345
www.ttelectronics.com/bi-technologies

Multi-Turn Precision Potentiometer

Model 7200 Series

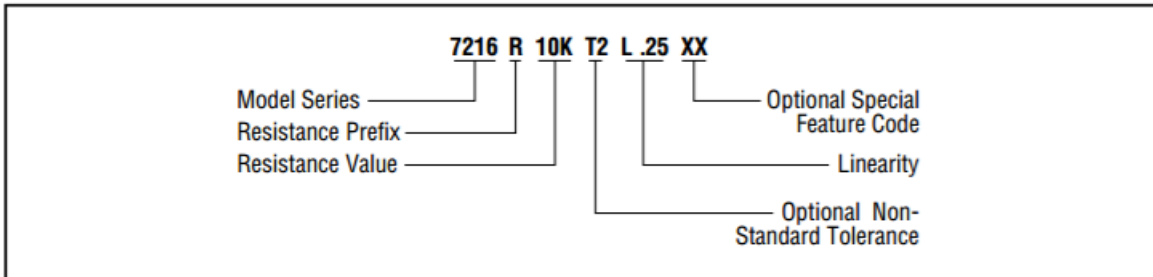


STANDARD RESISTANCE VALUES, OHMS

Total Resistance	Theoretical Resolution (% Nominal)	Tempco of Wire
10	0.083	+ 800 ppm/°C *
25	0.055	+ 800 ppm/°C *
50	0.048	+ 800 ppm/°C *
100	0.040	+ 800 ppm/°C *
200	0.033	+ 800 ppm/°C *
500	0.031	± 20 ppm/°C
1K	0.028	± 20 ppm/°C
2K	0.025	± 20 ppm/°C
5K	0.020	+ 130 ppm/°C *
10K	0.018	+ 130 ppm/°C *
20K	0.016	+ 130 ppm/°C *
50K	0.012	± 20 ppm/°C
100K	0.011	± 20 ppm/°C

* Lower tempco available as a special model.

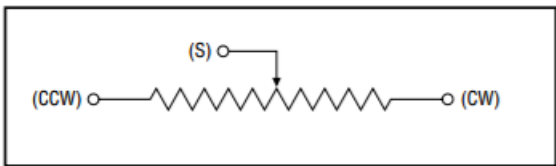
Ordering Information



MATCHING TURNS COUNTING DIALS

7216: 2606, 2606S, 2607, 2607S, 2626, 2627, 2646, 2646S, 2647, 2647S, RB
 7221: RBJ, 2601, 2641

CIRCUIT DIAGRAM



NOTES

Metric equivalents, based on 1 inch = 25.4mm are rounded to the same number of significant figures as in the original English units and are provided for general information only.

Tolerances unless otherwise specified:
 Linear = ± .01 inches (.25mm)
 Angular = ± 2 degrees

General Note
 TT Electronics reserves the right to make changes in product specification without notice or liability. All information is subject to TT Electronics' own data and is considered accurate at time of going to print.

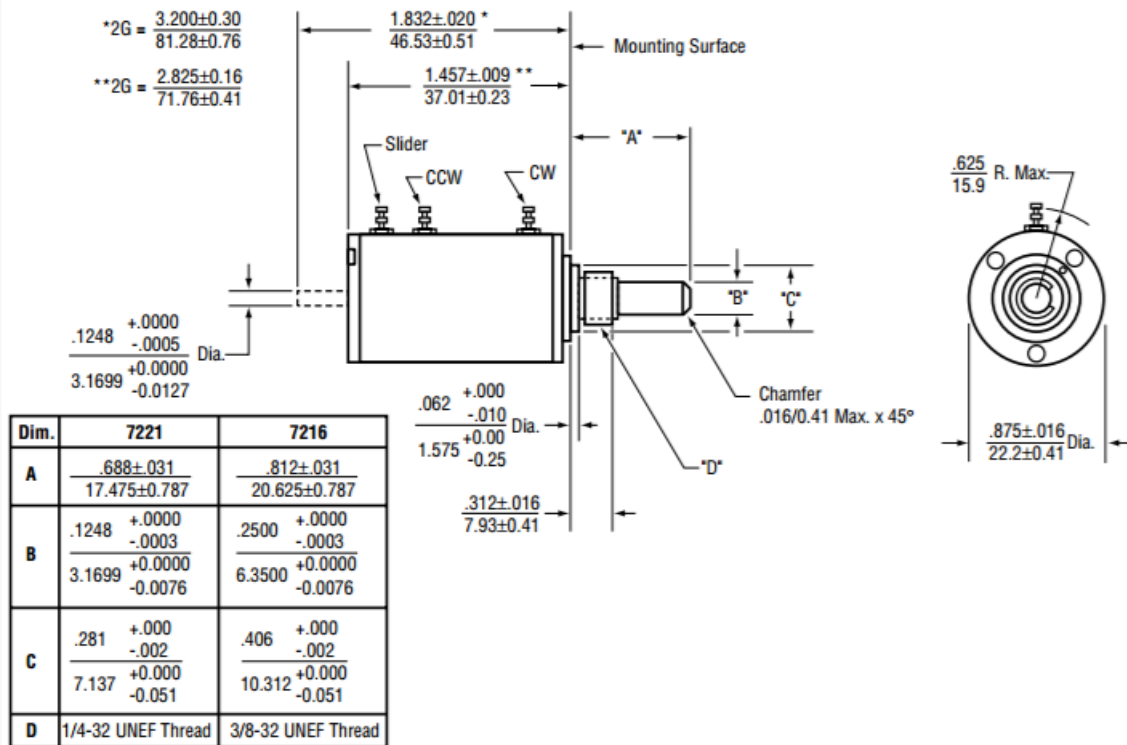
Multi-Turn Precision Potentiometer

Model 7200 Series



Outline Drawing

Model 7216 & 7221
Bushing Mount with Sleeve Bearing



METRIC CONVERSIONS

1 in.	25.4 mm
1 oz.	28.4 gm

1 oz.-in.	0,007 N-m
1 lb.-in.	0,113 N-m

General Note

TT Electronics reserves the right to make changes in product specification without notice or liability. All information is subject to TT Electronics' own data and is considered accurate at time of going to print.

© TT electronics plc

TT Electronics | BI Technologies
 413 Rood RD, Suite 7
 Calexico, CA 92231
 Ph: +1 714 447 2345
www.ttelectronics.com/bi-technologies

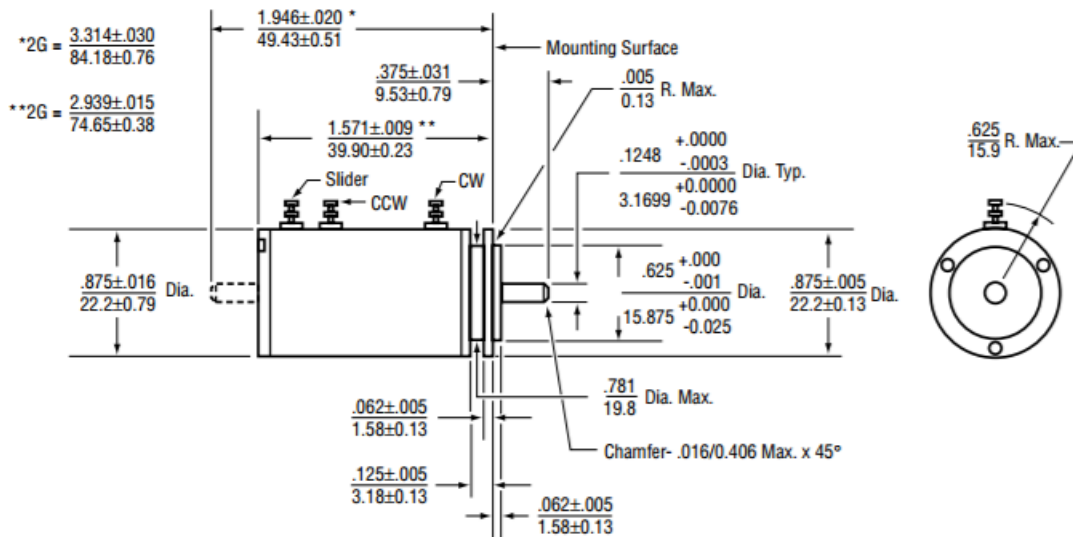
Multi-Turn Precision Potentiometer

Model 7200 Series



Outline Drawing

Model 7223
Servo Mount with Ball Bearing



General Note
TT Electronics reserves the right to make changes in product specification without notice or liability. All information is subject to TT Electronics' own data and is considered accurate at time of going to print.

© TT electronics plc

TT Electronics | BI Technologies
413 Rood RD, Suite 7
Calexico, CA 92231
Ph: +1 714 447 2345
www.ttelectronics.com/bi-technologies



Компания «ЭлектроПласт» предлагает заключение долгосрочных отношений при поставках импортных электронных компонентов на взаимовыгодных условиях!

Наши преимущества:

- Оперативные поставки широкого спектра электронных компонентов отечественного и импортного производства напрямую от производителей и с крупнейших мировых складов;
- Поставка более 17-ти миллионов наименований электронных компонентов;
- Поставка сложных, дефицитных, либо снятых с производства позиций;
- Оперативные сроки поставки под заказ (от 5 рабочих дней);
- Экспресс доставка в любую точку России;
- Техническая поддержка проекта, помощь в подборе аналогов, поставка прототипов;
- Система менеджмента качества сертифицирована по Международному стандарту ISO 9001;
- Лицензия ФСБ на осуществление работ с использованием сведений, составляющих государственную тайну;
- Поставка специализированных компонентов (Xilinx, Altera, Analog Devices, Intersil, Interpoint, Microsemi, Aeroflex, Peregrine, Syfer, Eurofarad, Texas Instrument, Miteq, Cobham, E2V, MA-COM, Hittite, Mini-Circuits, General Dynamics и др.);

Помимо этого, одним из направлений компании «ЭлектроПласт» является направление «Источники питания». Мы предлагаем Вам помощь Конструкторского отдела:

- Подбор оптимального решения, техническое обоснование при выборе компонента;
- Подбор аналогов;
- Консультации по применению компонента;
- Поставка образцов и прототипов;
- Техническая поддержка проекта;
- Защита от снятия компонента с производства.



Как с нами связаться

Телефон: 8 (812) 309 58 32 (многоканальный)

Факс: 8 (812) 320-02-42

Электронная почта: org@eplast1.ru

Адрес: 198099, г. Санкт-Петербург, ул. Калинина, дом 2, корпус 4, литера А.