

## Base strip - DFK-MSTB 2,5/ 3-G - 0707112

Please be informed that the data shown in this PDF Document is generated from our Online Catalog. Please find the complete data in the user's documentation. Our General Terms of Use for Downloads are valid (<http://download.phoenixcontact.com>)



Plug component, Nominal current: 12 A, Rated voltage (III/2): 320 V, Number of positions: 3, Pitch: 5 mm, Connection method: Solder/Slip-on connection, Color: green, Contact surface: Tin, Assembly: Direct mounting, Accessory order no. 5030172 can only be used in conjunction with MSTB 2,5/...ST and MSTBT 2,5/...ST.

The figure shows a 10-position version of the product

### Why buy this product

- Outside: plug-in connection for corresponding MSTB 2,5 or FKC 2,5 plugs
- Can be fixed in housing panels up to 6 mm thick using two M3 x 10 screws
- Inside: solder or 2.8 mm slip-on plug-in connection that can be combined
- Headers for assembly in a device/housing panel



### Key commercial data

|                        |   |
|------------------------|---|
| Packing unit           | 1   |
| Minimum order quantity | 50  |
| Catalog page           | Page 324 (CC-2011)  |
| GTIN                   | <br>4 017918 003883 |
| Custom tariff number   | 85366990  |
| Country of origin      | GERMANY   |

### Technical data

#### Dimensions / positions

|                     |       |
|---------------------|-------|
| Pitch               | 5 mm  |
| Dimension a         | 10 mm |
| Number of positions | 3     |

#### Technical data

|                             |                   |
|-----------------------------|-------------------|
| Range of articles           | DFK-MSTB 2,5/..-G |
| Insulating material group   | I                 |
| Rated surge voltage (III/3) | 4 kV              |
| Rated surge voltage (III/2) | 4 kV              |
| Rated surge voltage (II/2)  | 4 kV              |
| Rated voltage (III/2)       | 320 V             |

## Base strip - DFK-MSTB 2,5/ 3-G - 0707112

### Technical data

#### Technical data

|   |                     |
|---|---------------------|
| Rated voltage (II/2)                    | 630 V               |
| Connection in acc. with standard        | EN-VDE              |
| Nominal current $I_N$                   | 12 A                |
| Nominal voltage $U_N$                   | 320 V               |
| Nominal cross section                   | 2.5 mm <sup>2</sup> |
| Maximum load current                    | 12 A                |
| Insulating material                     | PA                  |
| Inflammability class according to UL 94 | V2                  |
| Nominal voltage, UL/CUL Use Group B     | 300 V               |
| Nominal current, UL/CUL Use Group B     | 15 A                |
| Nominal voltage, UL/CUL Use Group D     | 300 V               |
| Nominal current, UL/CUL Use Group D     | 15 A                |

#### Connection data

|  |                     |
|--|---------------------|
| Conductor cross section solid min.     | 0.2 mm <sup>2</sup> |
| Conductor cross section solid max.     | 2.5 mm <sup>2</sup> |
| Conductor cross section stranded min.  | 0.2 mm <sup>2</sup> |
| Conductor cross section stranded max.  | 2.5 mm <sup>2</sup> |
| Conductor cross section AWG/kcmil min. | 24                  |
| Conductor cross section AWG/kcmil max  | 12                  |

### Classifications

#### ETIM

|          |          |
|----------|----------|
| ETIM 3.0 | EC001283 |
| ETIM 4.0 | EC001283 |
| ETIM 5.0 | EC001283 |

#### UNSPSC

|               |          |
|---------------|----------|
| UNSPSC 11     | 39121409 |
| UNSPSC 12.01  | 39121409 |
| UNSPSC 13.2   | 39121409 |
| UNSPSC 6.01   | 30211810 |
| UNSPSC 7.0901 | 39121409 |

#### eCl@ss

|            |          |
|------------|----------|
| eCl@ss 4.0 | 272607xx |
| eCl@ss 4.1 | 27260701 |
| eCl@ss 5.0 | 27260701 |
| eCl@ss 5.1 | 27141190 |
| eCl@ss 6.0 | 27260704 |
| eCl@ss 7.0 | 27440402 |

# Base strip - DFK-MSTB 2,5/ 3-G - 0707112

## Approvals

### Approvals


#### Approvals


CSA / UL Recognized / VDE Gutachten mit Fertigungsüberwachung / cUL Recognized / GOST / IECCEB CB Scheme / GOST / cULus Recognized


#### Ex Approvals


#### Approvals submitted

### Approval details

|  |       |       |
|--|-------|-------|
| CSA  |       |       |
|  | B     | D     |
| Nominal current I <sub>N</sub>   | 10 A  | 10 A  |
| Nominal voltage U <sub>N</sub>   | 300 V | 300 V |

|   |       |       |
|---|-------|-------|
| UL Recognized  |       |       |
|   | B     | D     |
| Nominal current I <sub>N</sub>  | 15 A  | 15 A  |
| Nominal voltage U <sub>N</sub>  | 300 V | 150 V |

|   |       |
|---|-------|
| VDE Gutachten mit Fertigungsüberwachung  |       |
| Nominal current I <sub>N</sub>  | 12 A  |
| Nominal voltage U <sub>N</sub>  | 250 V |

|  |       |       |
|--|-------|-------|
| cUL Recognized  |       |       |
|  | B     | D     |
| Nominal current I <sub>N</sub>   | 15 A  | 15 A  |
| Nominal voltage U <sub>N</sub>   | 300 V | 150 V |

# Base strip - DFK-MSTB 2,5/ 3-G - 0707112

## Approvals



IECEE CB Scheme

|                                |       |
|--------------------------------|-------|
| Nominal current I <sub>N</sub> | 12 A  |
| Nominal voltage U <sub>N</sub> | 250 V |



## Accessories

### Accessories

#### Assembly

Screw set - DFK-MSTB-SS - 0708263



Screw set, for securing the header to the device wall, consists of an M3 x 10 screw, with a spring washer and a nut

Accessories - MSTB-BL - 1755477



Keying cap, for forming sections, plugs onto header pin, green insulating material

## Base strip - DFK-MSTB 2,5/ 3-G - 0707112

### Accessories

Accessories - DFK-MSTB-R - 5030172



Locking latch, red insulating material, for housings MSTB 2.5/...ST and MSTBT 2.5/...ST

---

### Plug/Adapter

Keying star - CR-MSTB - 1734401



Coding section, inserted into the recess in the header or the inverted plug, red insulating material

---

### Additional products

Printed-circuit board connector - FKCT 2,5/ 3-ST - 1909223



Plug component, Nominal current: 12 A, Rated voltage (III/2): 320 V, Number of positions: 3, Pitch: 5 mm, Connection method: Spring-cage conn., Color: green, Contact surface: Tin

---

Printed-circuit board connector - FKCVR 2,5/ 3-ST - 1909728



Plug component, Nominal current: 12 A, Rated voltage (III/2): 320 V, Number of positions: 3, Pitch: 5 mm, Connection method: Spring-cage conn., Color: green, Contact surface: Tin

---

Printed-circuit board connector - FKC 2,5/ 3-ST - 1910364



Plug component, Nominal current: 12 A, Rated voltage (III/2): 320 V, Number of positions: 3, Pitch: 5 mm, Connection method: Spring-cage conn., Color: green, Contact surface: Tin

## Base strip - DFK-MSTB 2,5/ 3-G - 0707112

### Accessories

Printed-circuit board connector - FKCVW 2,5/ 3-ST - 1910047



Plug component, Nominal current: 12 A, Rated voltage (III/2): 320 V, Number of positions: 3, Pitch: 5 mm, Connection method: Spring-cage conn., Color: green, Contact surface: Tin

Printed-circuit board connector - MSTB 2,5/ 3-ST - 1754465



Plug component, Nominal current: 12 A, Rated voltage (III/2): 320 V, Number of positions: 3, Pitch: 5 mm, Connection method: Screw connection, Color: green, Contact surface: Tin

Printed-circuit board connector - MVSTBR 2,5/ 3-ST - 1792029



Plug component, Nominal current: 12 A, Rated voltage (III/2): 320 V, Number of positions: 3, Pitch: 5 mm, Connection method: Screw connection, Color: green, Contact surface: Tin

Printed-circuit board connector - MVSTBW 2,5/ 3-ST - 1792537



Plug component, Nominal current: 12 A, Rated voltage (III/2): 320 V, Number of positions: 3, Pitch: 5 mm, Connection method: Screw connection, Color: green, Contact surface: Tin

Printed-circuit board connector - MSTBT 2,5/ 3-ST - 1779848



Plug component, Nominal current: 12 A, Rated voltage (III/2): 320 V, Number of positions: 3, Pitch: 5 mm, Connection method: Screw connection, Color: green, Contact surface: Tin

Printed-circuit board connector - FRONT-MSTB 2,5/ 3-ST - 1779424



Plug component, Nominal current: 12 A, Rated voltage (III/2): 320 V, Number of positions: 3, Pitch: 5 mm, Connection method: Screw connection, Color: green, Contact surface: Tin

# Base strip - DFK-MSTB 2,5/ 3-G - 0707112

## Accessories

Printed-circuit board connector - MSTBP 2,5/ 3-ST - 1765784



Plug component, Nominal current: 12 A, Rated voltage (III/2): 320 V, Number of positions: 3, Pitch: 5 mm, Connection method: Screw connection, Color: green, Contact surface: Tin

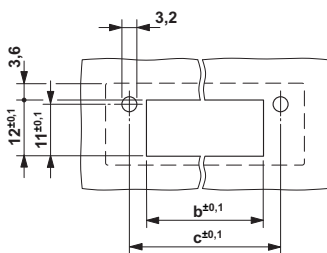
Printed-circuit board connector - SMSTB 2,5/ 3-ST - 1768778



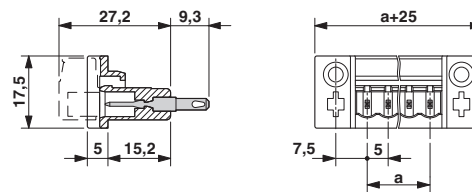
Plug component, Nominal current: 12 A, Rated voltage (III/2): 320 V, Number of positions: 3, Pitch: 5 mm, Connection method: Screw connection, Color: green, Contact surface: Tin

## Drawings

Drilling diagram



Dimensioned drawing



Dimension b: 2.7 mm + (no. of pos. x 5.0 mm)  
Dimension c: Dim. b + 7.3 mm



Компания «ЭлектроПласт» предлагает заключение долгосрочных отношений при поставках импортных электронных компонентов на взаимовыгодных условиях!

Наши преимущества:

- Оперативные поставки широкого спектра электронных компонентов отечественного и импортного производства напрямую от производителей и с крупнейших мировых складов;
- Поставка более 17-ти миллионов наименований электронных компонентов;
- Поставка сложных, дефицитных, либо снятых с производства позиций;
- Оперативные сроки поставки под заказ (от 5 рабочих дней);
- Экспресс доставка в любую точку России;
- Техническая поддержка проекта, помощь в подборе аналогов, поставка прототипов;
- Система менеджмента качества сертифицирована по Международному стандарту ISO 9001;
- Лицензия ФСБ на осуществление работ с использованием сведений, составляющих государственную тайну;
- Поставка специализированных компонентов (Xilinx, Altera, Analog Devices, Intersil, Interpoint, Microsemi, Aeroflex, Peregrine, Syfer, Eurofarad, Texas Instrument, Miteq, Cobham, E2V, MA-COM, Hittite, Mini-Circuits, General Dynamics и др.);

Помимо этого, одним из направлений компании «ЭлектроПласт» является направление «Источники питания». Мы предлагаем Вам помощь Конструкторского отдела:

- Подбор оптимального решения, техническое обоснование при выборе компонента;
- Подбор аналогов;
- Консультации по применению компонента;
- Поставка образцов и прототипов;
- Техническая поддержка проекта;
- Защита от снятия компонента с производства.



#### Как с нами связаться

**Телефон:** 8 (812) 309 58 32 (многоканальный)

**Факс:** 8 (812) 320-02-42

**Электронная почта:** [org@eplast1.ru](mailto:org@eplast1.ru)

**Адрес:** 198099, г. Санкт-Петербург, ул. Калинина, дом 2, корпус 4, литера А.