



Micro Commercial Components



Micro Commercial Components
 20736 Marilla Street Chatsworth
 CA 91311
 Phone: (818) 701-4933
 Fax: (818) 701-4939

DFLZ5V1 THRU DFLZ100

Features

- Halogen free available upon request by adding suffix "-HF"
- 1.0W Power Dissipation
- High surge capability with 200W minimum peak pulse power under 10/1000 pulse
- Ideally Suited for Automatic Assembly
- Standard VZ Tolerance is +/- 5%
- Epoxy meets UL 94 V-0 flammability rating
- Moisture Sensitivity Level 1
- Lead Free Finish/Rohs Compliant (Note1) ("P" Suffix designates Compliant. See ordering information)

Maximum Ratings

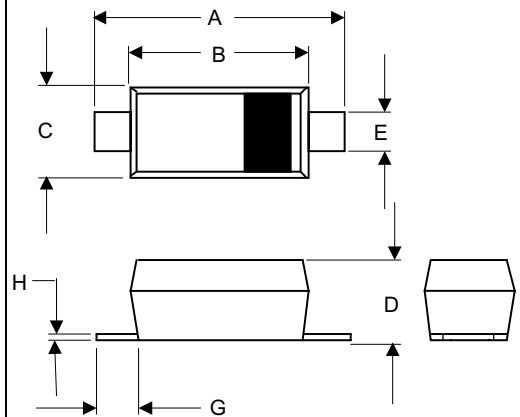
- Storage Temperature Range(T_{STG}): -55°C to +150°C
- Operating Temperature Range(T_i): -55°C to +150°C

	Symbol	Value	Units
Zener Current	I_{ZM}	P_d/V_z	mA
Power Dissipation @ $T_A=50^\circ\text{C}$	P_{tot}	1000	mW
Forward Voltage @ $I_f = 200\text{mA}$	VF	1.2	V
Junction to Soldering Point	R_{thJS}	9	$^\circ\text{C/W}$
Thermal resistance	R_{thJA}	110	$^\circ\text{C/W}$

Note :1.High Temperature Solder Exemptions Applied,See EU Directive Annex 7.

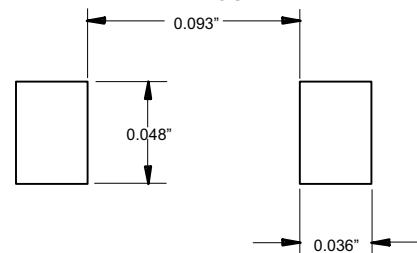
1 Watt Zener Diode 5.1V - 100V Volts

SOD-123FL



DIM	INCHES		MM		NOTE
	MIN	MAX	MIN	MAX	
A	.140	.152	3.55	3.85	
B	.100	.122	2.55	3.10	
C	.055	.075	1.40	1.90	
D	.035	.053	0.90	1.35	
E	.020	.041	0.50	1.05	
G	.010	-----	0.25	-----	
H	-----	.010	-----	.25	

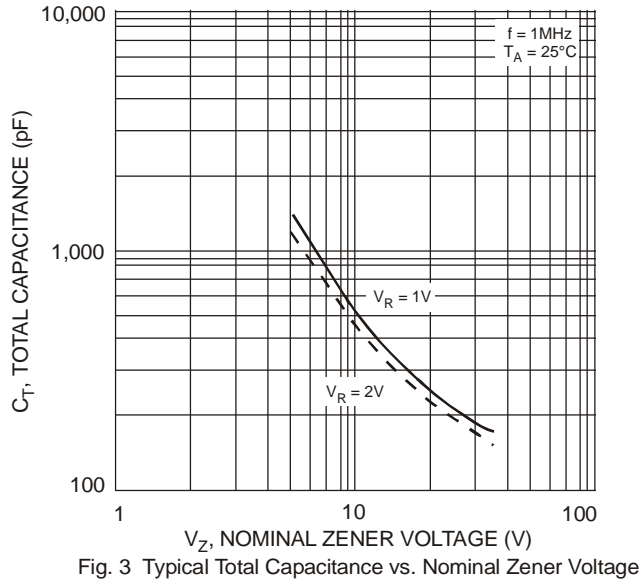
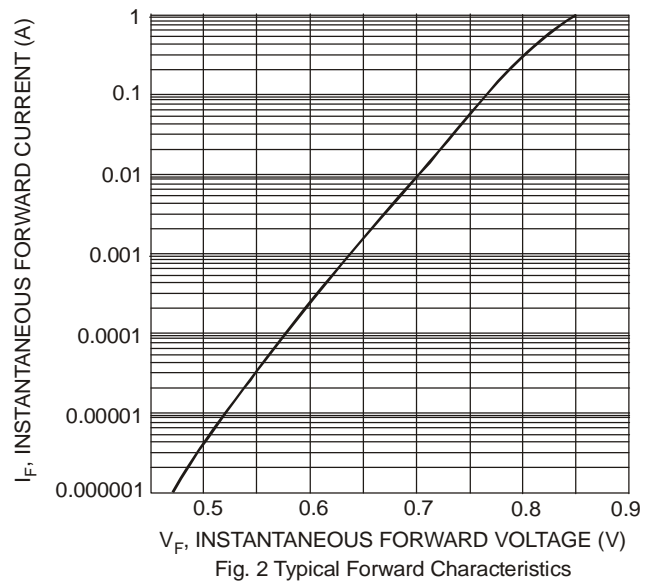
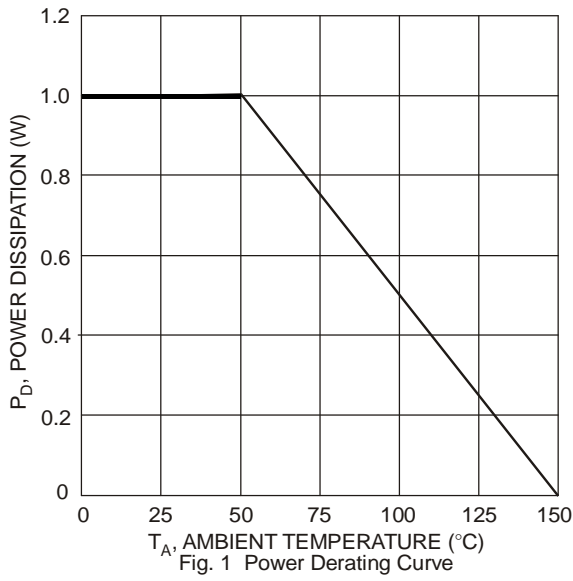
SUGGESTED SOLDER PAD LAYOUT



Electrical Characteristics @ 25°C Unless Otherwise Specified

Part Number	Zener Voltage V_Z Voltages				Maximum Zener Impedance $Z_{ZT}@I_{ZT}$	Reverse Current $I_R(\text{Max}) @ V_R$		Marking
	Nom	Min	Max	$I_{ZT}(\text{mA})$		$I_R(\mu\text{A})$	$V_R(\text{V})$	
DFLZ5V1	5.1	4.8	5.4	49	7	10	1.0	5V1
DFLZ5V6	5.6	5.3	5.9	45	5	10	2.0	5V6
DFLZ6V2	6.2	5.8	6.4	100	3	5	2.0	6V2
DFLZ6V8	6.8	6.4	7.2	100	3	5	3.0	6V8
DFLZ7V5	7.5	7.0	7.9	100	2	5	3.0	7V5
DFLZ8V2	8.2	7.7	8.7	100	2	5	3.0	8V2
DFLZ9V1	9.1	8.5	9.6	50	4	5	5.0	9V1
DFLZ10	10	9.4	10.6	50	4	5	7.5	Z10
DFLZ11	11	10.4	11.6	50	7	4	8.2	Z11
DFLZ12	12	11.4	12.7	50	7	3	9.1	Z12
DFLZ13	13	12.4	14.1	50	10	2	10.0	Z13
DFLZ15	15	13.8	15.6	50	10	1	11.0	Z15
DFLZ16	16	15.3	17.1	25	15	1	12.0	Z16
DFLZ18	18	16.8	19.1	25	15	1	13.0	Z18
DFLZ20	20	18.8	21.2	25	15	1	15.0	Z20
DFLZ22	22	20.8	23.3	25	15	1	16.0	Z22
DFLZ24	24	22.8	25.6	25	15	1	18.0	Z24
DFLZ27	27	25.1	28.9	25	15	1	20.0	Z27
DFLZ30	30	28.0	32.0	25	15	1	22.0	Z30
DFLZ33	33	31.0	35.0	25	15	1	24.0	Z33
DFLZ36	36	34.0	38.0	10	40	1	27.0	Z36
DFLZ39	39	37.0	41.0	10	40	1	30.0	Z39
DFLZ43	43	40.8	45.2	6.0	70	5	32.7	Z43
DFLZ47	47	44.6	49.4	5.5	80	5	35.8	Z47
DFLZ51	51	48.4	53.6	5.0	95	5	38.8	Z51
DFLZ56	56	53.2	58.8	4.5	110	5	42.6	Z56
DFLZ62	62	58.9	65.1	4.0	125	5	47.1	Z62
DFLZ68	68	64.6	71.4	3.7	150	5	51.7	Z68
DFLZ75	75	71.2	78.8	3.3	175	5	56.0	Z75
DFLZ82	82	77.9	86.1	3.0	200	5	62.2	Z82
DFLZ91	91	86.4	95.6	2.8	250	5	69.2	Z91
DFLZ100	100	95.0	105.0	2.5	350	5	76.0	Z100

Notes: 1. Short duration pulse test used to minimize self-heating effect.





Micro Commercial Components

Ordering Information :

Device	Packing
Part Number-TP	Tape&Reel: 2.5Kpcs/Reel

Note : Adding "-HF" suffix for halogen free, eg. Part Number-TP-HF

IMPORTANT NOTICE

Micro Commercial Components Corp. reserves the right to make changes without further notice to any product herein to make corrections, modifications , enhancements , improvements , or other changes . **Micro Commercial Components Corp .** does not assume any liability arising out of the application or use of any product described herein; neither does it convey any license under its patent rights ,nor the rights of others . The user of products in such applications shall assume all risks of such use and will agree to hold **Micro Commercial Components Corp .** and all the companies whose products are represented on our website, harmless against all damages.

LIFE SUPPORT

MCC's products are not authorized for use as critical components in life support devices or systems without the express written approval of Micro Commercial Components Corporation.

CUSTOMER AWARENESS

Counterfeiting of semiconductor parts is a growing problem in the industry. Micro Commercial Components (MCC) is taking strong measures to protect ourselves and our customers from the proliferation of counterfeit parts. MCC strongly encourages customers to purchase MCC parts either directly from MCC or from Authorized MCC Distributors who are listed by country on our web page cited below. Products customers buy either from MCC directly or from Authorized MCC Distributors are genuine parts, have full traceability, meet MCC's quality standards for handling and storage. **MCC will not provide any warranty coverage or other assistance for parts bought from Unauthorized Sources.** MCC is committed to combat this global problem and encourage our customers to do their part in stopping this practice by buying direct or from authorized distributors.

www.mccsemi.com



Компания «ЭлектроПласт» предлагает заключение долгосрочных отношений при поставках импортных электронных компонентов на взаимовыгодных условиях!

Наши преимущества:

- Оперативные поставки широкого спектра электронных компонентов отечественного и импортного производства напрямую от производителей и с крупнейших мировых складов;
- Поставка более 17-ти миллионов наименований электронных компонентов;
- Поставка сложных, дефицитных, либо снятых с производства позиций;
- Оперативные сроки поставки под заказ (от 5 рабочих дней);
- Экспресс доставка в любую точку России;
- Техническая поддержка проекта, помощь в подборе аналогов, поставка прототипов;
- Система менеджмента качества сертифицирована по Международному стандарту ISO 9001;
- Лицензия ФСБ на осуществление работ с использованием сведений, составляющих государственную тайну;
- Поставка специализированных компонентов (Xilinx, Altera, Analog Devices, Intersil, Interpoint, Microsemi, Aeroflex, Peregrine, Syfer, Eurofarad, Texas Instrument, Miteq, Cobham, E2V, MA-COM, Hittite, Mini-Circuits, General Dynamics и др.);

Помимо этого, одним из направлений компании «ЭлектроПласт» является направление «Источники питания». Мы предлагаем Вам помощь Конструкторского отдела:

- Подбор оптимального решения, техническое обоснование при выборе компонента;
- Подбор аналогов;
- Консультации по применению компонента;
- Поставка образцов и прототипов;
- Техническая поддержка проекта;
- Защита от снятия компонента с производства.



Как с нами связаться

Телефон: 8 (812) 309 58 32 (многоканальный)

Факс: 8 (812) 320-02-42

Электронная почта: org@eplast1.ru

Адрес: 198099, г. Санкт-Петербург, ул. Калинина, дом 2, корпус 4, литера А.