



The SB[®] 2/0 is an extension of the SB[®]175 connector series with more power in the same footprint. The SB[®] 2/0 features outer dimensions that are identical to the SB[®]175, but has been designed to accept only a contact for 2/0 or 70mm² wire.


- **Silver Plated Wire Contacts for 2/0 or 70mm² Wire**
Allows UL rated currents up to 340 amps
- **Low Resistance Connection**
Silver plated power contacts are strongly forced together by stainless steel springs
- **Same External Dimensions as SB[®]175**
Use as a drop-in replacement for SB[®]175 where larger wires are needed

| ORDERING INFORMATION |

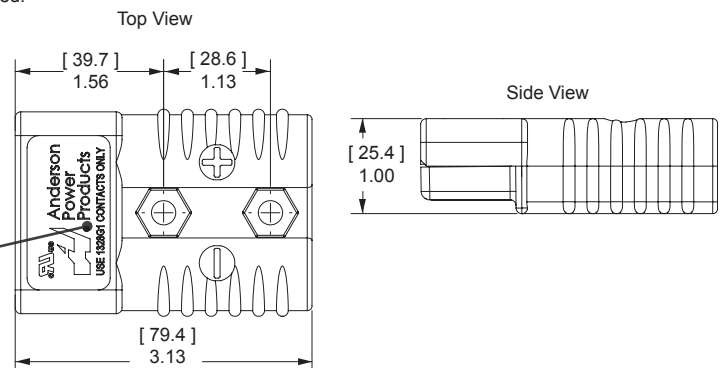
SB[®] 2/0 Housings

Genderless design mates with itself. Can be cross mated with gray SB[®]175 housing, but amperage capability is limited to the SB[®]175 rating with the wire and contact used.

Description	Voltage	Color Code	- Part Number -
Minimum Quantity			100
Gray	36V		115107G1



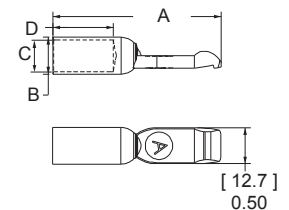
Housing marking specifying 1328G1 contact ONLY.



Silver Plated Wire Contacts

Silver plated contacts offer superior electrical performance and durability up to 5,000 mating cycles.

Type	AWG	mm ²	- Loose Piece Part Numbers -		Dimensions							
					- A -		- B -		- C -		- D -	
					inches	mm	inches	mm	inches	mm	inches	mm
Minimum Quantity			300	50								
Individual	2/0	70	1328G1-BK	1328G1	2.35	59.69	0.64	16.26	0.49	12.45	1.04	26.42



SPECIFICATIONS

Electrical

Current Rating (Amperes) ¹	UL 1977	CSA
2/0 AWG	340	200
70 mm ²	315	185
Voltage Rating (AC/DC)	600**	
Dielectric Withstanding Voltage (AC)	2,200	
AVG Contact Resistance (milli-ohms) ¹	0.045	

Materials

Standard Housing	PC
Flammability Rating	UL94 V-0
Wire Power Contact	Copper alloy, silver plate
Contact Termination Methods	
• Crimp ³	
• Hand Solder	

Mechanical

Contact Wire Range	(AWG)	2/0
	(mm ²)	70
MAX Wire Insulation Diameter	(in)	0.67
	(mm)	17.04
Operating Temperature ²	°C	°F
PC Housing	-20° to 105°	-4° to 221°
AVG Contact Retention Force for Standard PC Housing	(lbf)	150
	(N)	667
Mating Cycles (no load)		5,000
Connector AVG Connect / Disconnect**	(lbf)	55
	(N)	245

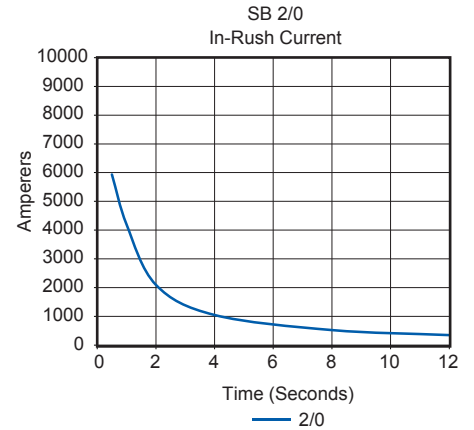
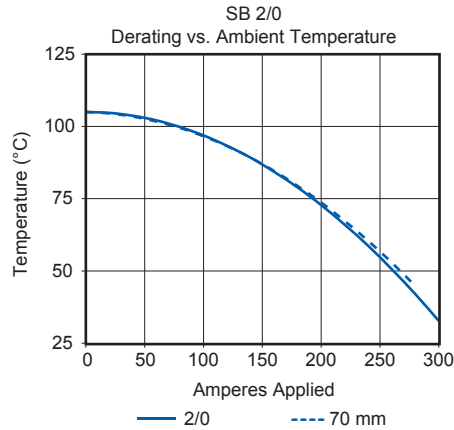
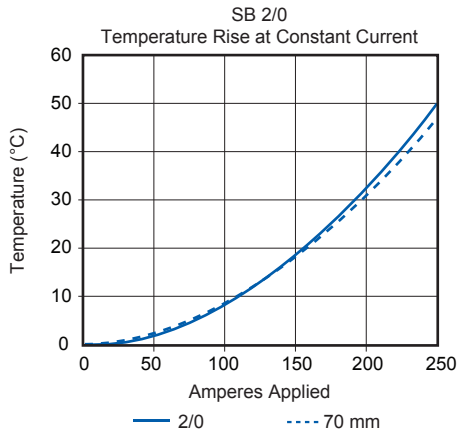


¹ Based on: 105°C rated or better cable of the largest size, Properly calibrated APP[®] recommended tooling, and a 25°C ambient temperature. UL rating not to exceed the maximum operating temperature. CSA rating below a 30°C temperature rise.

² Limited by the thermal properties of the connector plastic housing.

³ Use APP[®] recommended tooling only. Alternate tools may adversely affect the performance of our connectors along with UL and CSA recognition.

TEMPERATURE CHARTS

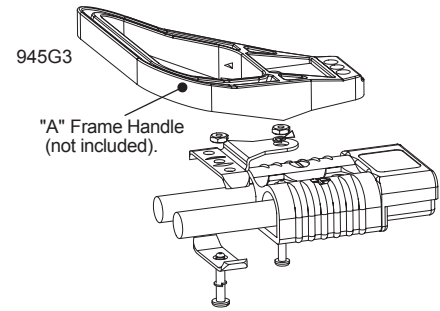


| SB® 2/0 Accessories |

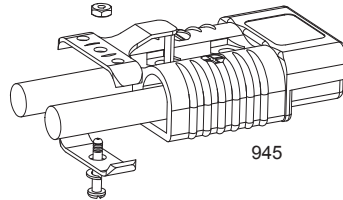
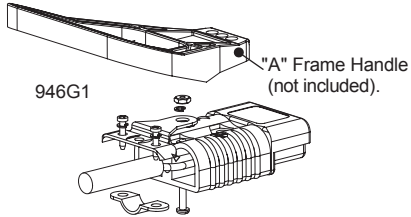
Cable Clamps

Durable metal cable clamps securely hold cables to prevent accidental strain or pulls from dislodging wire or contacts from the housing. Only Bolt On type clamps can be used with the handles. Cable clamps are recommended for solder terminated wires.

Description	Cable Size		--- Part Numbers ---	
	Max / Min In. Inches O.D.	Max / Min mm mm O.D.	100	50
Self Attaching for Discrete Conductor	0.55 to 0.24	14 to 6	105G3	945
Bolt On for Discrete Conductor	0.66 to 0.24	16.7 to 6.2	945G3-BK	945G3
Bolt On for Bundled Conductor	0.75 to 0.29	18.3 to 7.3	946G1-BK	946G1



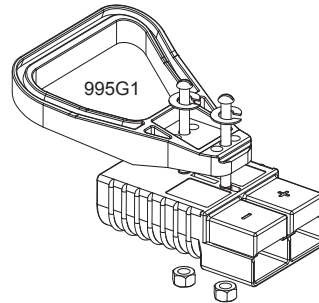
The given wire O.D. information is an estimate. Cable clamps should be evaluated for performance with the actual wire to be used.



Handles

Handles are made out of durable PC plastic. Hardware to attach to connector body included in kits.

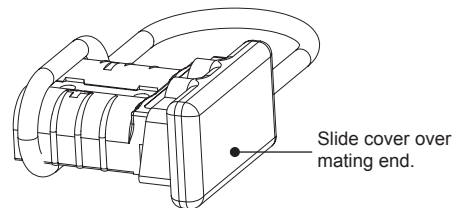
Description	--- Part Numbers ---	
Minimum Quantity	100	25
Gray Handle Kit	995G1-APP	995G1
Red Handle Kit	995G3-APP	995G3
Handle Only, Gray	3-5074P1	-
Handle Only, Red	3-5074P3	-
Handle Only, Black	3-5074P5	-
Hardware Bag	-	105G8



Dust Cover

Prevents dust and dirt from entering the mating interface of the connector when unmated. NOTE: Not a Hermetic Seal.

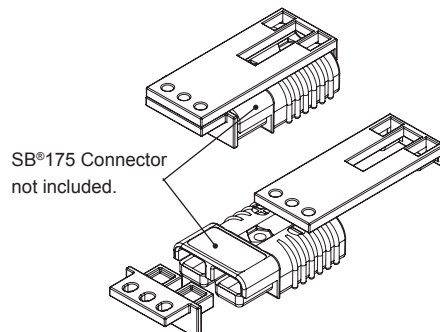
Description	--- Part Numbers ---	
Minimum Quantity	500	50
Dust Cover with Lanyard Strap, Red	113890P2	134G2



SB®175 Lockout

Works with standard lockout - tagout equipment to prevent access to the mating interface of the connector. Made from durable PC plastic.

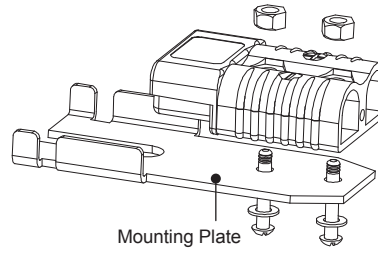
Description	--- Part Number ---
Minimum Quantity	25
Red Lockout - Tagout Kit	SB175-LOCKOUT



Manual Release Bracket - Mounting Side

Works with the Locking Side to ease mating and unmating connectors.

Description	----- Part Numbers -----		
Minimum Quantity	96	25	10 ...
Bracket and Hardware Kit	-	-	924
Bracket Only	B00333P1	-	-
Hardware Bag	-	105G1	-

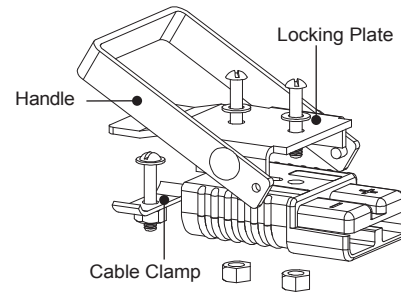


Manual Release Bracket - Locking Side

Works with the Mounting Side to ease mating and unmating connectors.

Description	Cable Size		- Part Number -
	Max / Min Inches O.D.	Max / Min mm O.D.	
Minimum Quantity			10
Bracket and Hardware Kit w/ Clamp	0.50 to 0.21	12.6 to 5.4	923

The given wire O.D. information is an estimate. Cable clamps should be evaluated for performance with the actual wire to be used.



| TOOLING INFORMATION |

Wire Size		Loose Piece Part Numbers	Loose Piece Contact Crimp Tool				
AWG	mm ²		Hand Tool or	Pneumatic Bench Tool	+ Die	+ Locator	Number of Crimps
2 / 0	53.5	1328G1	1368	1387G2	1303G12	1304G32	Double

NOTE: See website for the most current information.

Mouser Electronics

Authorized Distributor

Click to View Pricing, Inventory, Delivery & Lifecycle Information:

[Anderson Power Products:](#)

[3-5074P1](#) [3-5074P3](#) [3-5074P5](#) [115107G1](#) [1328G1-BK](#)



Компания «ЭлектроПласт» предлагает заключение долгосрочных отношений при поставках импортных электронных компонентов на взаимовыгодных условиях!

Наши преимущества:

- Оперативные поставки широкого спектра электронных компонентов отечественного и импортного производства напрямую от производителей и с крупнейших мировых складов;
- Поставка более 17-ти миллионов наименований электронных компонентов;
- Поставка сложных, дефицитных, либо снятых с производства позиций;
- Оперативные сроки поставки под заказ (от 5 рабочих дней);
- Экспресс доставка в любую точку России;
- Техническая поддержка проекта, помощь в подборе аналогов, поставка прототипов;
- Система менеджмента качества сертифицирована по Международному стандарту ISO 9001;
- Лицензия ФСБ на осуществление работ с использованием сведений, составляющих государственную тайну;
- Поставка специализированных компонентов (Xilinx, Altera, Analog Devices, Intersil, Interpoint, Microsemi, Aeroflex, Peregrine, Syfer, Eurofarad, Texas Instrument, Miteq, Cobham, E2V, MA-COM, Hittite, Mini-Circuits, General Dynamics и др.);

Помимо этого, одним из направлений компании «ЭлектроПласт» является направление «Источники питания». Мы предлагаем Вам помощь Конструкторского отдела:

- Подбор оптимального решения, техническое обоснование при выборе компонента;
- Подбор аналогов;
- Консультации по применению компонента;
- Поставка образцов и прототипов;
- Техническая поддержка проекта;
- Защита от снятия компонента с производства.



Как с нами связаться

Телефон: 8 (812) 309 58 32 (многоканальный)

Факс: 8 (812) 320-02-42

Электронная почта: org@eplast1.ru

Адрес: 198099, г. Санкт-Петербург, ул. Калинина, дом 2, корпус 4, литера А.