


### 232 Series, 5x20 mm, Medium-Acting Fuse



#### Description

The 232 Series Fuse is a 5x20mm, medium-acting, glass body cartridge fuse. It is specifically designed to meet the requirements of Appendix 3 of DENAN Technical Requirements & Enforcement Regulations (METI).

#### Features

- Available in cartridge and axial lead format
- Approved to DENAN's Appendix 3
- RoHS compliant and lead-free

#### Applications

Used as supplementary protection in appliance or utilization equipment to provide individual protection for components or internal circuits.

#### Agency Approvals

| Agency | Agency File Number   | Ampere Range          |
|--------|--|-----------------------|
|        | Cartridge:<br>NBK180509-JP1021 A/C<br>NBK020609-JP1021 A/C | 1A – 5A<br>6.3A – 10A |
|        | Leaded:<br>NBK180509-JP1021 B/D<br>NBK020609-JP1021 B/D    | 1A – 5A<br>6.3A – 10A |
|        | SU05001-2015   | 1A – 10A              |
|        | N/A  | 1A – 10A              |

#### Additional Information



Datashheet



Resources



Samples



Accessories

For recommended fuse accessories for this product series, see '[Recommended Accessories](#)' section.

#### Electrical Characteristics for Series

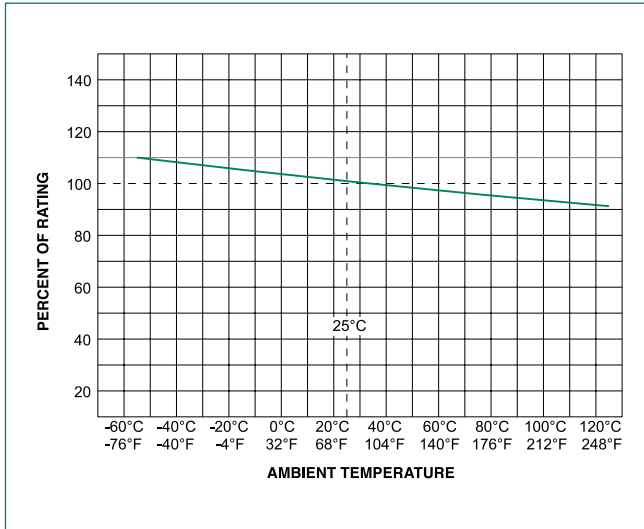
| % of Ampere Rating | Opening Time       |
|--------------------|--------------------|
| 130%               | 1 hour, Minimum    |
| 160%               | 1 hour, Maximum    |
| 200%               | 2 minutes, Maximum |

#### Electrical Characteristic Specifications by Item

| Amp Code | Amp Rating (A) | Voltage Rating (V) | Interrupting Rating | Nominal Cold Resistance (Ohms) | Nominal Melting I <sup>2</sup> t (A <sup>2</sup> sec) | Agency Approvals |   |   |
|----------|----------------|--------------------|---------------------|--------------------------------|---|------------------|---|---|
|          |                |                    |                     |                                |   |                  |   |   |
| 001.     | 1              | 125/250            | 10 kA @ 125VAC      | 0.0923                         | 1.37300   | x                | x | x |
| 1.25     | 1.25           | 125/250            |                     | 0.0685                         | 4.11000   | x                | x | x |
| 01.6     | 1.6            | 125/250            |                     | 0.0537                         | 6.96000   | x                | x | x |
| 002.     | 2              | 125/250            |                     | 0.0370                         | 8.25000   | x                | x | x |
| 02.5     | 2.5            | 125/250            |                     | 0.0291                         | 13.87500  | x                | x | x |
| 003.     | 3              | 125/250            |                     | 0.0226                         | 17.19000  | x                | x | x |
| 3.15     | 3.15           | 125/250            |                     | 0.0215                         | 21.9500   | x                | x | x |
| 004.     | 4              | 125/250            |                     | 0.0174                         | 37.73000  | x                | x | x |
| 005.     | 5              | 125/250            |                     | 0.0134                         | 56.72000  | x                | x | x |
| 06.3     | 6.3            | 125/250            |                     | 0.0102                         | 151.54000   | x                | x | x |
| 008.*    | 8              | 125/250            | 300A @ 125VAC       | 0.0076                         | 182.58000   | x                | x | x |
| 010.*    | 10             | 125/250            |                     | 0.0059                         | 290.66500   | x                | x | x |

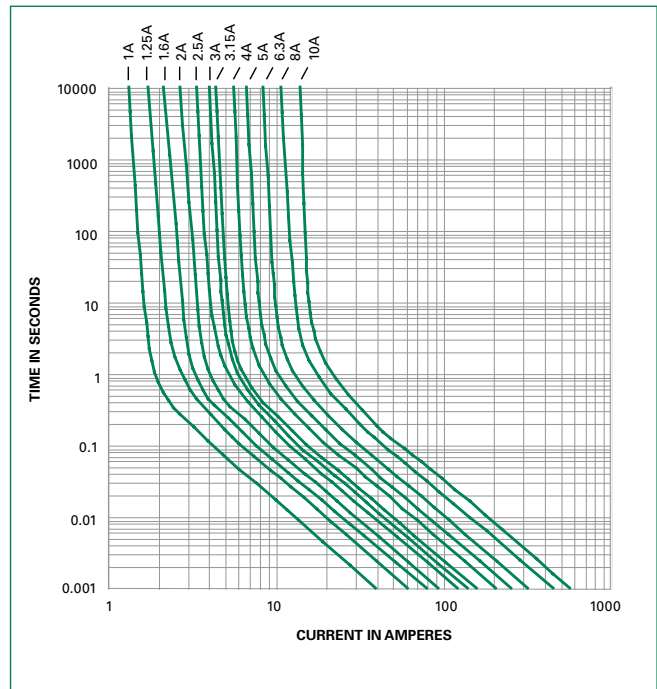
To order 125Vac rated, please add part no. suffix  
 \* Interrupting Rating for 8A & 10A is 100A@250Vac

### Temperature Re-rating Curve

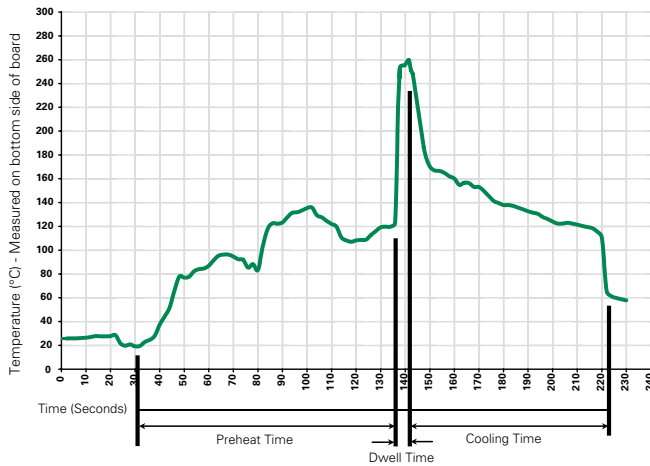


Note:  
Derating depicted in this curve is in addition to the standard derating of 25% for continuous operation.

### Average Time Current Curves



### Soldering Parameters - Wave Soldering



### Recommended Process Parameters:

| Wave Parameter                                    | Lead-Free Recommendation          |
|---|-----------------------------------|
| Preheat: (Depends on Flux Activation Temperature) | (Typical Industry Recommendation) |
| Temperature Minimum:                              | 100°C                             |
| Temperature Maximum:                              | 150°C                             |
| Preheat Time:                                     | 60-180 seconds                    |
| Solder Pot Temperature:                           | 260°C Maximum                     |
| Solder Dwell Time:                                | 2-5 seconds                       |

### Recommended Hand-Solder Parameters:

Solder Iron Temperature: 350°C +/- 5°C  
Heating Time: 5 seconds max.

**Note: These devices are not recommended for IR or Convection Reflow process.**

### Packaging

| Packaging Option | Packaging Specification | Quantity | Quantity & Packaging Code | Taping Width |
|------------------|-------------------------|----------|---------------------------|--------------|
| 232 Series       |                         |          |                           |              |
| Bulk             | N/A                     | 1000     | MX                        | N/A          |
| Bulk             | N/A                     | 1000     | MXE                       | N/A          |

### Product Characteristics

|                          |  |
|--------------------------|--|
| <b>Materials</b>         | Body: Glass<br>Cap: Nickel-plated brass<br>Leads: Tin-plated Copper                |
| <b>Terminal Strength</b> | MIL-STD-202, Method 211, Test Condition A  |
| <b>Solderability</b>     | MIL-STD-202 Method 208   |
| <b>Product Marking</b>   | Cap 1: Brand log, current and voltage ratings, and agency approval<br>Cap 2: Blank |
| <b>Packaging</b>         | Available in Bulk (M=1000 pcs/pkg) or on Tape/Reel (MRET1=1000 pcs/reel)           |

|                              |  |
|------------------------------|--|
| <b>Operating Temperature</b> | -60°C to +125°C  |
| <b>Thermal Shock</b>         | MIL-STD-202, Method 107, Test Condition B: (5 cycles -65°C + 125°C)                                    |
| <b>Vibration</b>             | MIL-STD-202, Method 201  |
| <b>Humidity</b>              | MIL-STD-202, Method 103, Test Condition A high RH (95%) and elevated temperature (40°C) for 240 hours. |
| <b>Salt Spray</b>            | MIL-STD-202, Method 101, Test Condition B  |

### Dimensions



### Part Numbering System



### Recommended Accessories

| Accessory Type | Series                  | Description   | Max Application Voltage | Max Application Amperage |
|----------------|-------------------------|---|-------------------------|--------------------------|
| Holder         | <a href="#">345_ISF</a> | Panel Mount Shock-Safe Fuseholder   | 250                     | 10                       |
|                | <a href="#">345</a>     | Shock-Safe Fuseholder with PC Mount, Solder Mount and Panel Mount options |                         | 20                       |
|                | <a href="#">830</a>     | PC Mount Shock-Safe Miniature Fuseholder                                  |                         | 16                       |
| Block          | <a href="#">520</a>     | Metric OMNI-BLOK® Fuse Block  |                         | 10                       |
|                | <a href="#">646</a>     | PC Mount Miniature Fuse Block   |                         | 6.3                      |
|                | <a href="#">658</a>     | Surface Mount Miniature Fuse Block  |                         | 10                       |
| Clip           | <a href="#">520_W</a>   | PC Mount Miniature Fuse Clip  |                         | 6.3                      |
|                | <a href="#">111</a>     | PC Board Mount Fuse Clip  | 10                      |                          |
|                | <a href="#">445</a>     | PC Board Mount Fuse Clip  | 10                      |                          |

- Notes:**
- Do not use in applications above rating.
  - Please refer to fuseholder data sheet for specific re-rating information.
  - Please contact factory for applications greater than the max voltage and amperage shown.

**Disclaimer Notice** - Information furnished is believed to be accurate and reliable. However, users should independently evaluate the suitability of and test each product selected for their own applications. Littelfuse products are not designed for, and may not be used in, all applications. Read complete Disclaimer Notice at: [www.littelfuse.com/disclaimer-electronics](http://www.littelfuse.com/disclaimer-electronics).



Компания «ЭлектроПласт» предлагает заключение долгосрочных отношений при поставках импортных электронных компонентов на взаимовыгодных условиях!

Наши преимущества:

- Оперативные поставки широкого спектра электронных компонентов отечественного и импортного производства напрямую от производителей и с крупнейших мировых складов;
- Поставка более 17-ти миллионов наименований электронных компонентов;
- Поставка сложных, дефицитных, либо снятых с производства позиций;
- Оперативные сроки поставки под заказ (от 5 рабочих дней);
- Экспресс доставка в любую точку России;
- Техническая поддержка проекта, помощь в подборе аналогов, поставка прототипов;
- Система менеджмента качества сертифицирована по Международному стандарту ISO 9001;
- Лицензия ФСБ на осуществление работ с использованием сведений, составляющих государственную тайну;
- Поставка специализированных компонентов (Xilinx, Altera, Analog Devices, Intersil, Interpoint, Microsemi, Aeroflex, Peregrine, Syfer, Eurofarad, Texas Instrument, Miteq, Cobham, E2V, MA-COM, Hittite, Mini-Circuits, General Dynamics и др.);

Помимо этого, одним из направлений компании «ЭлектроПласт» является направление «Источники питания». Мы предлагаем Вам помощь Конструкторского отдела:

- Подбор оптимального решения, техническое обоснование при выборе компонента;
- Подбор аналогов;
- Консультации по применению компонента;
- Поставка образцов и прототипов;
- Техническая поддержка проекта;
- Защита от снятия компонента с производства.



#### Как с нами связаться

**Телефон:** 8 (812) 309 58 32 (многоканальный)

**Факс:** 8 (812) 320-02-42

**Электронная почта:** [org@eplast1.ru](mailto:org@eplast1.ru)

**Адрес:** 198099, г. Санкт-Петербург, ул. Калинина, дом 2, корпус 4, литера А.