

Type 725M, Orange Drop[®], Metallized Polypropylene Film Capacitors

Type 725M Orange Drop[®] Metallized Polypropylene Film Capacitors

Features

- Radial-lead
- Pressed profile, compact size
- Non-inductively wound
- Very low ESR/ESL
- Self-healing properties

Specifications

Capacitance Range:

.01 to 4.7 μ F

Capacitance Tolerance:

$\pm 5\%$, $\pm 10\%$

(other tolerances available upon request)

Voltage Ratings:

160 to 630 Volts D-C

100 to 250 Volts A-C

Operating Temperature Range:

-55°C to +85°C (at full voltage)

Voltage Derating:

At +105°C, 50% of +85°C rating.

Dissipation Factor:

0.1% Maximum @ 1 KHz, +25°C

(contact us for additional details on specific capacitance and voltage ratings.)



Corona Start Voltage (typical):

160 VDC units: 250 Volts RMS

250 VDC units: 275 Volts RMS

400 VDC units: 300 Volts RMS

630 VDC units: 325 Volts RMS

Insulation Resistance:

At +25°C: 200,000 M Ω for C \leq 0.5 μ F

100,000 M Ω - μ F for C > 0.5 μ F

At +85°C: 10,000 M Ω for C \leq 0.5 μ F

5,000 M Ω - μ F for C > 0.5 μ F

Pulse Rise Time (dV/dt):

See standard ratings table. dV/dt rating is in Volts/ μ sec.

Encapsulation:

Conformal coating of orange, flame retardant epoxy. Meets UL94V-0 specifications.

Lead Wire:

Tinned copper-clad steel,
.032 (0.8) diameter, #20 AWG.

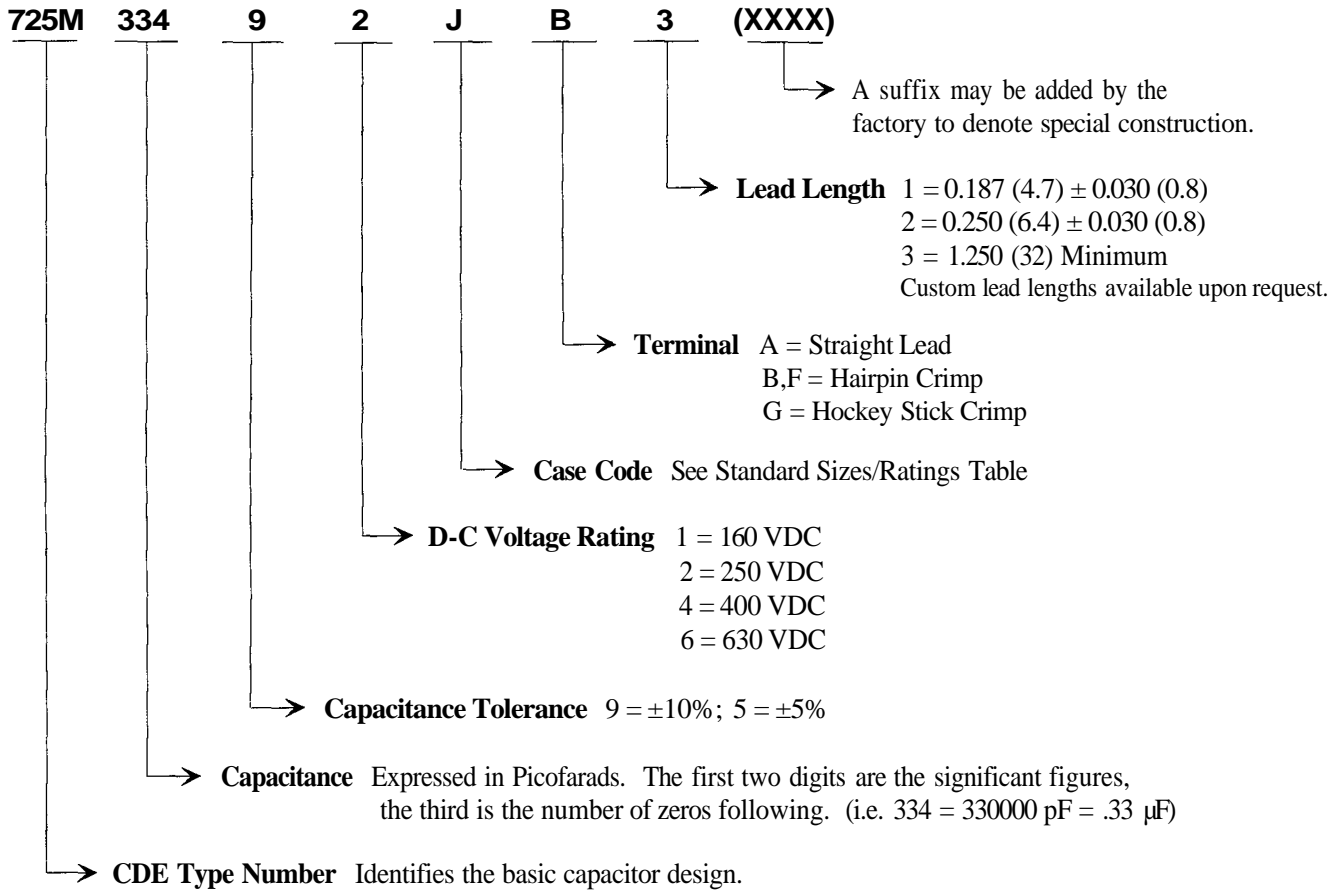
Dielectric/Construction:

Metallized Polypropylene film, single section design. Non-inductively wound.

Dimensions in inches, metric (mm) in parenthesis.

Type 725M, Orange Drop[®], Metallized Polypropylene Film Capacitors

Ordering/Part Number Information



Standard Marking Format

Sample Marking on unit

CDE725M250V
334K 9910

Description

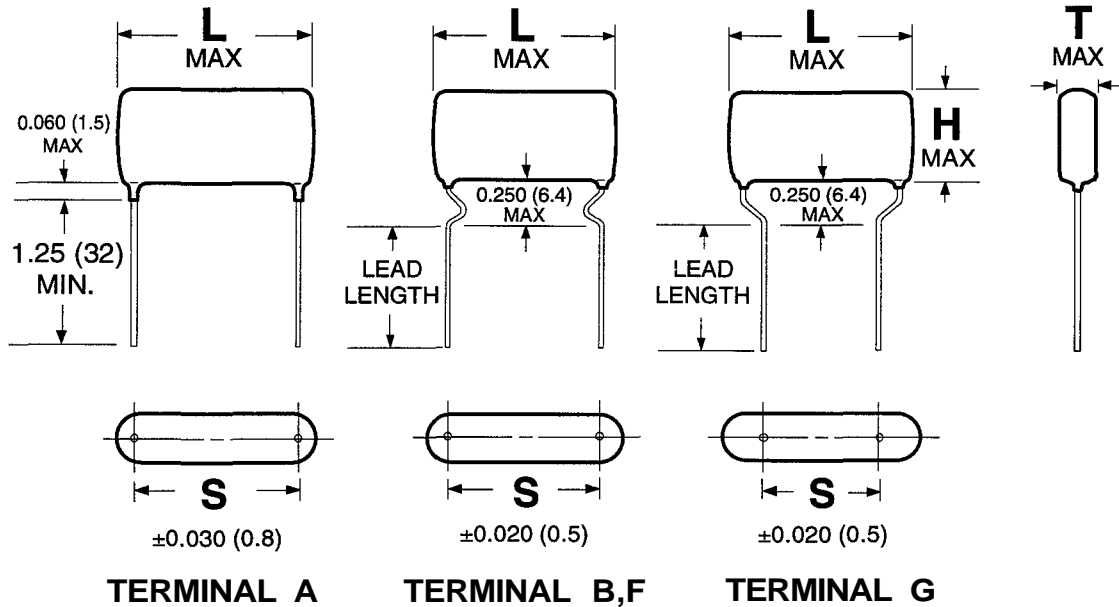
CDE - CDE Electronics identification
 725M - Type number
 250V - D-C Voltage rating, Volts
 334K - Capacitance and tolerance code
 9910 - Weekly date code
 (i.e. 10th week of 1999)

Tolerance codes per EIA Standards

J ±5%
 K ±10%

Type 725M, Orange Drop[®], Metallized Polypropylene Film Capacitors

Standard Lead Styles



Standard Lead Spacings

CASE CODE	S			
	Term. A	Term. B	Term. F	Term. G
N	0.394 (10.0)	0.394 (10.0)	0.295 (7.5)	0.197 (5.0)
J	0.590 (15.0)	0.590 (15.0)	0.394 (10.0)	0.295 (7.5)
R	0.886 (22.5)	0.886 (22.5)	0.590 (15.0)	0.394 (10.0)
L	1.083 (27.5)	1.083 (27.5)	0.886 (22.5)	0.590 (15.0)

Type 725M, Orange Drop®, Metallized Polypropylene Film Capacitors

Type 725M Standard Sizes/Ratings

Value (μ F)	Part Number ¹	L MAX	T MAX	H MAX	dV/dt Volts/ μ sec	Value (μ F)	Part Number ¹	L MAX	T MAX	H MAX	dV/dt Volts/ μ sec
160 VDC / 100 VAC*						250 VDC / 160 VAC*					
0.1	725M10491N	.52 (13.2)	.21 (5.3)	.39 (9.9)	55	0.056	725M56392N	.52 (13.2)	.21 (5.3)	.35 (8.9)	54
0.12	725M12491N	.52 (13.2)	.26 (6.6)	.43 (10.9)	64	0.062	725M62392N	.52 (13.2)	.21 (5.3)	.38 (9.7)	61
0.15	725M15491N	.52 (13.2)	.22 (5.9)	.49 (12.4)	73	0.068	725M68392N	.52 (13.2)	.22 (5.6)	.39 (9.9)	68
0.18	725M18491N	.52 (13.2)	.24 (6.1)	.51 (13.0)	79	0.075	725M75392N	.52 (13.2)	.21 (5.3)	.42 (10.7)	73
						0.082	725M82392N	.52 (13.2)	.22 (5.6)	.43 (10.9)	77
0.22	725M22491J	.73 (18.5)	.20 (5.1)	.46 (11.7)	30	0.09	725M90392N	.52 (13.2)	.23 (5.8)	.44 (11.2)	83
0.25	725M25491J	.73 (18.5)	.21 (5.3)	.48 (12.2)	33	0.1	725M10492N	.52 (13.2)	.24 (6.1)	.45 (11.4)	88
0.27	725M27491J	.73 (18.5)	.21 (5.3)	.48 (12.2)	35	0.12	725M12492N	.52 (13.2)	.26 (6.6)	.47 (11.9)	95
0.3	725M30491J	.73 (18.5)	.22 (5.6)	.49 (12.4)	37	0.15	725M15492N	.52 (13.2)	.29 (7.4)	.50 (12.7)	103
0.33	725M33491J	.73 (18.5)	.23 (5.8)	.50 (12.7)	38						
0.39	725M39491J	.73 (18.5)	.25 (6.4)	.52 (13.2)	41	0.18	725M18492J	.73 (18.5)	.21 (5.3)	.48 (12.2)	42
0.43	725M43491J	.73 (18.5)	.26 (6.6)	.54 (13.7)	42	0.22	725M22492J	.73 (18.5)	.23 (5.8)	.50 (12.7)	46
0.47	725M47491J	.73 (18.5)	.28 (7.1)	.55 (14.0)	43	0.25	725M25492J	.73 (18.5)	.25 (6.4)	.52 (13.2)	48
0.5	725M50491J	.73 (18.5)	.28 (7.1)	.56 (14.2)	44	0.27	725M27492J	.73 (18.5)	.26 (6.6)	.53 (13.5)	50
0.56	725M56491J	.73 (18.5)	.30 (7.6)	.57 (14.5)	45	0.3	725M30492J	.73 (18.5)	.27 (6.9)	.54 (13.7)	51
0.62	725M62491J	.73 (18.5)	.32 (8.1)	.59 (15.0)	46	0.33	725M33492J	.73 (18.5)	.28 (7.1)	.55 (14.0)	53
0.68	725M68491J	.73 (18.5)	.33 (8.4)	.60 (15.2)	47	0.39	725M39492J	.73 (18.5)	.31 (7.9)	.58 (14.7)	55
						0.43	725M43492J	.73 (18.5)	.32 (8.1)	.60 (15.2)	56
0.75	725M75491R	1.03 (26.2)	.27 (6.9)	.54 (13.7)	25	0.47	725M47492R	1.03 (26.2)	.26 (6.6)	.53 (13.5)	30
0.82	725M82491R	1.03 (26.2)	.28 (7.1)	.55 (14.0)	26	0.5	725M50492R	1.03 (26.2)	.27 (6.9)	.54 (13.7)	30
0.9	725M90491R	1.03 (26.2)	.29 (7.4)	.57 (14.5)	27	0.56	725M56492R	1.03 (26.2)	.28 (7.1)	.56 (14.2)	31
1.0	725M10591R	1.03 (26.2)	.31 (7.9)	.58 (14.7)	27	0.62	725M62492R	1.03 (26.2)	.30 (7.6)	.57 (14.5)	32
1.2	725M12591R	1.03 (26.2)	.34 (8.6)	.61 (15.5)	28	0.68	725M68492R	1.03 (26.2)	.29 (7.4)	.63 (16.0)	33
1.5	725M15591R	1.03 (26.2)	.38 (9.7)	.65 (16.5)	29	0.75	725M75492R	1.03 (26.2)	.31 (7.9)	.64 (16.3)	33
1.8	725M18591R	1.03 (26.2)	.42 (10.7)	.69 (17.5)	30	0.82	725M82492R	1.03 (26.2)	.32 (8.1)	.66 (16.8)	34
2.0	725M20591R	1.03 (26.2)	.44 (11.2)	.72 (18.3)	30	0.9	725M90492R	1.03 (26.2)	.34 (8.6)	.67 (17.0)	34
2.2	725M22591R	1.03 (26.2)	.44 (11.2)	.78 (19.8)	30	1.0	725M10592R	1.03 (26.2)	.36 (9.1)	.69 (17.5)	35
						1.2	725M12592R	1.03 (26.2)	.39 (9.9)	.73 (18.5)	36
2.5	725M25591L	1.23 (31.2)	.44 (11.2)	.71 (18.0)	24	1.5	725M15592L	1.23 (31.2)	.39 (9.9)	.73 (18.5)	28
2.7	725M27591L	1.23 (31.2)	.46 (11.7)	.73 (18.5)	24	1.8	725M18592L	1.23 (31.2)	.43 (10.9)	.77 (19.6)	29
3.0	725M30591L	1.23 (31.2)	.48 (12.2)	.76 (19.3)	24	2.0	725M20592L	1.23 (31.2)	.45 (11.4)	.79 (20.1)	29
3.3	725M33591L	1.23 (31.2)	.51 (13.0)	.78 (19.8)	24	2.2	725M22592L	1.23 (31.2)	.48 (12.2)	.82 (20.8)	29
3.6	725M36591L	1.23 (31.2)	.53 (13.5)	.81 (21.6)	24	2.5	725M25592L	1.23 (31.2)	.51 (13.0)	.85 (21.6)	29
3.9	725M39591L	1.23 (31.2)	.52 (13.2)	.87 (22.1)	24	2.7	725M27592L	1.23 (31.2)	.53 (13.5)	.88 (22.4)	29
4.3	725M43591L	1.23 (31.2)	.55 (14.0)	.90 (22.9)	25	3.0	725M30592L	1.23 (31.2)	.57 (14.5)	.91 (23.1)	30
4.7	725M47591L	1.23 (31.2)	.58 (14.7)	.92 (23.4)	25	3.3	725M33592L	1.23 (31.2)	.60 (15.2)	.94 (23.9)	30

* 60 Hz., RMS

¹ To complete part number for specific tolerance, terminal style and lead length please refer to Ordering/Part Number Information page.

Type 725M, Orange Drop[®], Metallized Polypropylene Film Capacitors

Type 725M Standard Sizes/Ratings

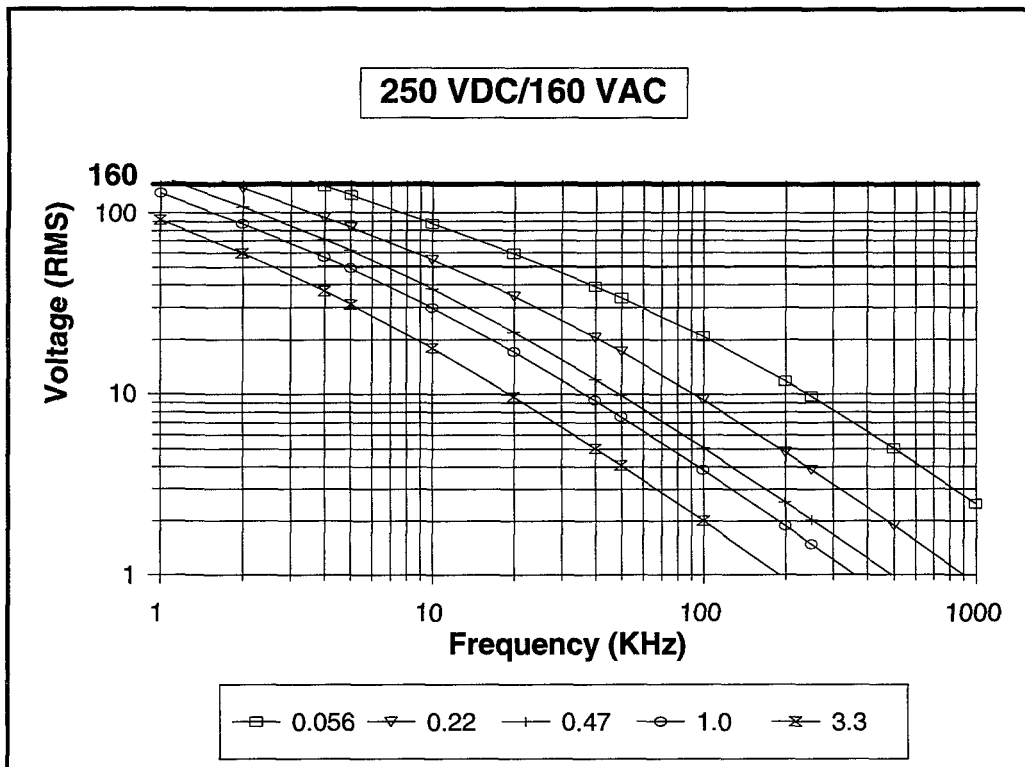
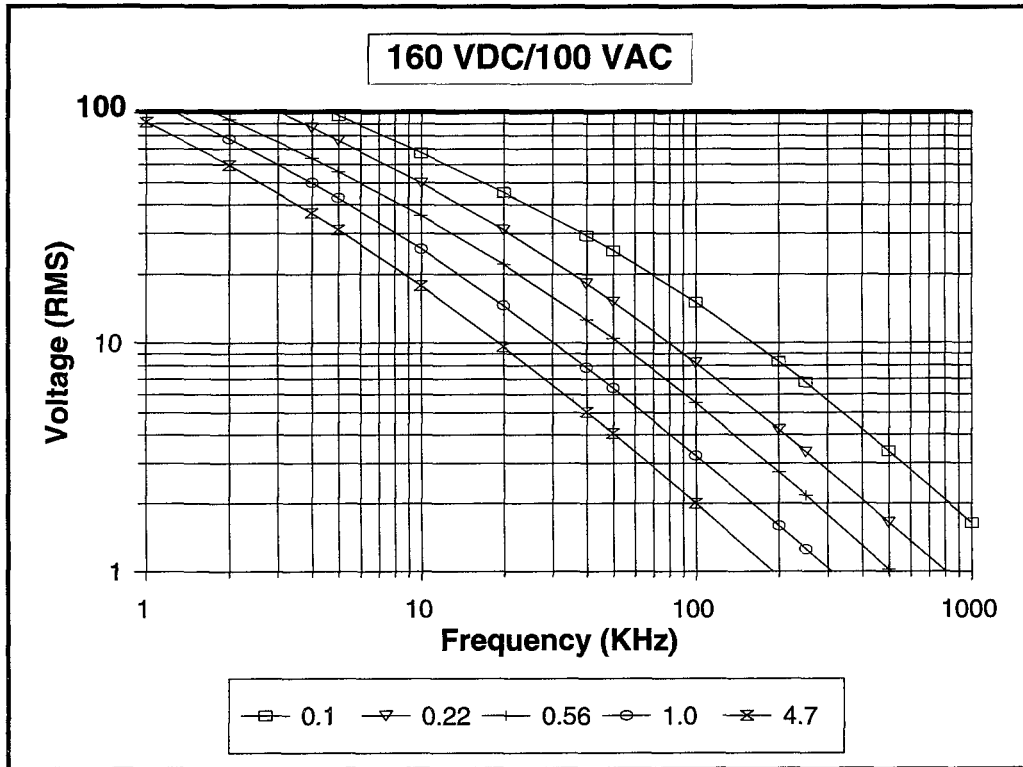
Value (μ F)	Part Number ¹	L MAX	T MAX	H MAX	dV/dt Volts/ μ sec	Value (μ F)	Part Number ¹	L MAX	T MAX	H MAX	dV/dt Volts/ μ sec
400 VDC / 220 VAC*						630 VDC / 250 VAC*					
0.027	725M27394N	.52 (13.2)	.21 (5.3)	.36 (9.1)	90	0.01	725M10396N	.52 (13.2)	.21 (5.3)	.35 (8.9)	161
0.033	725M33394N	.52 (13.2)	.21 (5.3)	.42 (10.7)	110	0.012	725M12396N	.52 (13.2)	.23 (5.8)	.37 (9.4)	196
0.039	725M39394N	.52 (13.2)	.23 (5.8)	.43 (10.9)	124	0.015	725M15396N	.52 (13.2)	.23 (5.8)	.43 (10.9)	232
0.043	725M43394N	.52 (13.2)	.24 (6.1)	.44 (11.2)	132	0.018	725M18396N	.52 (13.2)	.25 (6.4)	.45 (11.4)	256
0.047	725M47394N	.52 (13.2)	.24 (6.1)	.45 (11.4)	138	0.022	725M22396N	.52 (13.2)	.27 (6.9)	.48 (12.2)	279
0.05	725M50394N	.52 (13.2)	.25 (6.4)	.46 (11.7)	142	0.025	725M25396N	.52 (13.2)	.29 (7.4)	.49 (12.4)	291
0.056	725M56394N	.52 (13.2)	.27 (6.9)	.47 (11.9)	149	0.027	725M27396N	.52 (13.2)	.27 (6.9)	.55 (14.0)	297
0.062	725M62394N	.52 (13.2)	.28 (7.1)	.49 (12.4)	155	0.033	725M33396N	.52 (13.2)	.30 (7.6)	.58 (14.7)	312
0.068	725M68394N	.52 (13.2)	.27 (6.9)	.54 (13.7)	159	0.039	725M39396N	.52 (13.2)	.33 (8.4)	.60 (15.2)	322
0.075	725M75394N	.52 (13.2)	.28 (7.1)	.55 (14.0)	164	0.043	725M43396N	.52 (13.2)	.35 (8.9)	.62 (15.7)	328
0.082	725M82394N	.52 (13.2)	.29 (7.4)	.57 (14.5)	166	0.047	725M47396N	.52 (13.2)	.36 (9.1)	.64 (16.3)	332
0.09	725M90394N	.52 (13.2)	.31 (7.9)	.58 (14.7)	171	0.05	725M50396N	.52 (13.2)	.37 (9.4)	.65 (16.1)	335
						0.056	725M56396N	.52 (13.2)	.40 (10.2)	.67 (17.0)	340
						0.062	725M62396N	.52 (13.2)	.42 (10.7)	.69 (17.5)	344
0.1	725M10494J	.73 (18.5)	.22 (5.6)	.49 (12.4)	61	0.068	725M68396J	.73 (18.5)	.27 (6.9)	.54 (13.7)	115
0.12	725M12494J	.73 (18.5)	.24 (6.1)	.51 (13.0)	66	0.075	725M75396J	.73 (18.5)	.28 (7.1)	.56 (14.2)	118
0.15	725M15494J	.73 (18.5)	.27 (6.9)	.54 (13.7)	72	0.082	725M82396J	.73 (18.5)	.30 (7.6)	.57 (14.5)	120
0.18	725M18494J	.73 (18.5)	.29 (7.4)	.56 (14.2)	75	0.09	725M90396J	.73 (18.5)	.31 (7.9)	.58 (14.7)	123
0.22	725M22494J	.73 (18.5)	.32 (8.1)	.60 (15.2)	78	0.1	725M10496J	.73 (18.5)	.33 (8.4)	.60 (15.2)	125
0.25	725M25494J	.73 (18.5)	.34 (8.6)	.62 (15.7)	80	0.12	725M12496J	.73 (18.5)	.36 (9.1)	.63 (16.0)	129
0.27	725M27494J	.73 (18.5)	.36 (9.1)	.63 (16.0)	81	0.15	725M15496J	.73 (18.5)	.40 (10.2)	.68 (17.3)	133
0.3	725M30494J	.73 (18.5)	.38 (9.7)	.65 (16.5)	82						
0.33	725M33494R	1.03 (26.2)	.30 (7.6)	.57 (14.5)	43	0.18	725M18496R	1.03 (26.2)	.33 (8.4)	.60 (15.2)	68
0.39	725M39494R	1.03 (26.2)	.33 (8.4)	.60 (15.2)	45	0.22	725M22496R	1.03 (26.2)	.34 (8.6)	.67 (17.0)	70
0.43	725M43494R	1.03 (26.2)	.34 (8.6)	.62 (15.7)	46	0.25	725M25496R	1.03 (26.2)	.36 (9.1)	.70 (17.8)	72
0.47	725M47494R	1.03 (26.2)	.36 (9.1)	.63 (16.0)	46	0.27	725M27496R	1.03 (26.2)	.38 (9.7)	.71 (18.0)	72
0.5	725M50494R	1.03 (26.2)	.37 (9.4)	.64 (16.3)	47	0.3	725M30496R	1.03 (26.2)	.40 (10.2)	.74 (18.8)	73
0.56	725M56494R	1.03 (26.2)	.39 (9.9)	.67 (17.0)	48	0.33	725M33496R	1.03 (26.2)	.42 (10.7)	.76 (19.3)	74
0.62	725M62494R	1.03 (26.2)	.41 (10.4)	.69 (17.5)	48	0.39	725M39496R	1.03 (26.2)	.46 (11.7)	.80 (20.3)	75
0.68	725M68494R	1.03 (26.2)	.41 (10.4)	.75 (19.1)	48	0.43	725M43496R	1.03 (26.2)	.48 (12.2)	.82 (20.8)	75
0.75	725M75494R	1.03 (26.2)	.43 (10.9)	.77 (19.6)	49	0.47	725M47496R	1.03 (26.2)	.51 (13.0)	.85 (21.6)	76
0.82	725M82494R	1.03 (26.2)	.45 (11.4)	.79 (20.1)	49	0.5	725M50496R	1.03 (26.2)	.52 (13.2)	.87 (22.1)	76
0.9	725M90494R	1.03 (26.2)	.47 (11.9)	.81 (20.6)	50						
1.0	725M10594I	1.23 (31.2)	.44 (11.2)	.78 (19.8)	38	0.56	725M56496L	1.23 (31.2)	.48 (12.2)	.82 (20.8)	58
1.2	725M12594L	1.23 (31.2)	.48 (12.2)	.82 (20.8)	39	0.62	725M62496L	1.23 (31.2)	.51 (13.0)	.85 (21.6)	58
1.5	725M15594L	1.23 (31.2)	.54 (13.7)	.89 (22.6)	39	0.68	725M68496L	1.23 (31.2)	.54 (13.7)	.88 (22.4)	59
						0.75	725M75496L	1.23 (31.2)	.57 (14.5)	.91 (23.1)	59

* 60 Hz., RMS

¹ To complete part number for specific tolerance, terminal style and lead length please refer to Ordering/Part Number Information page

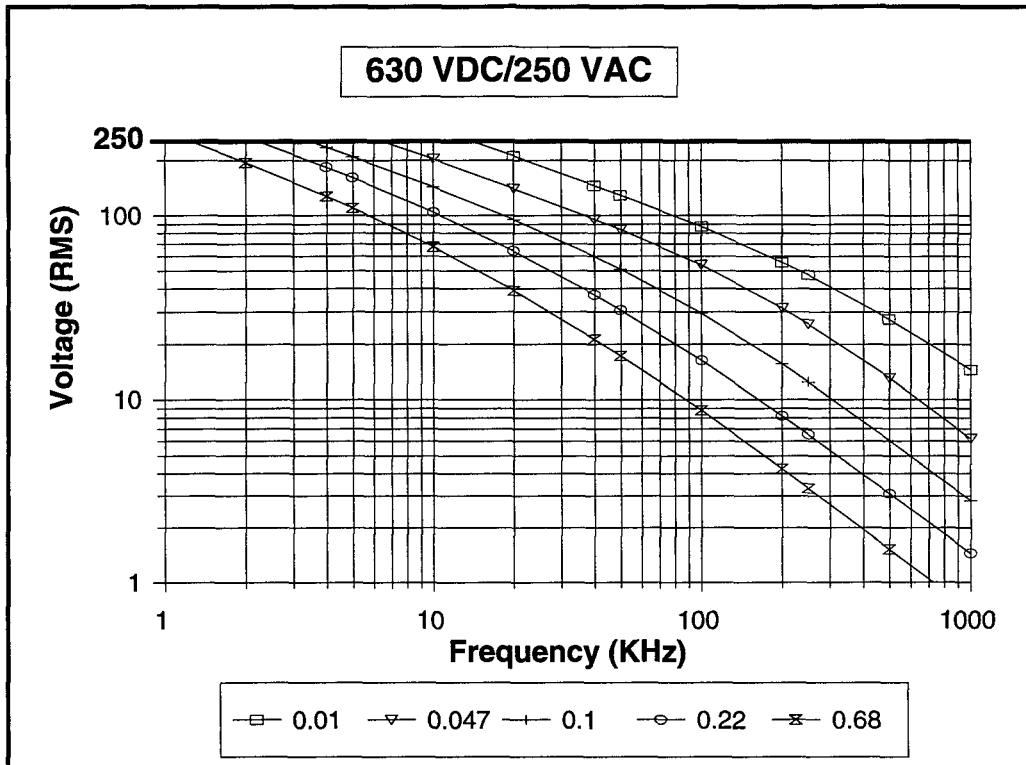
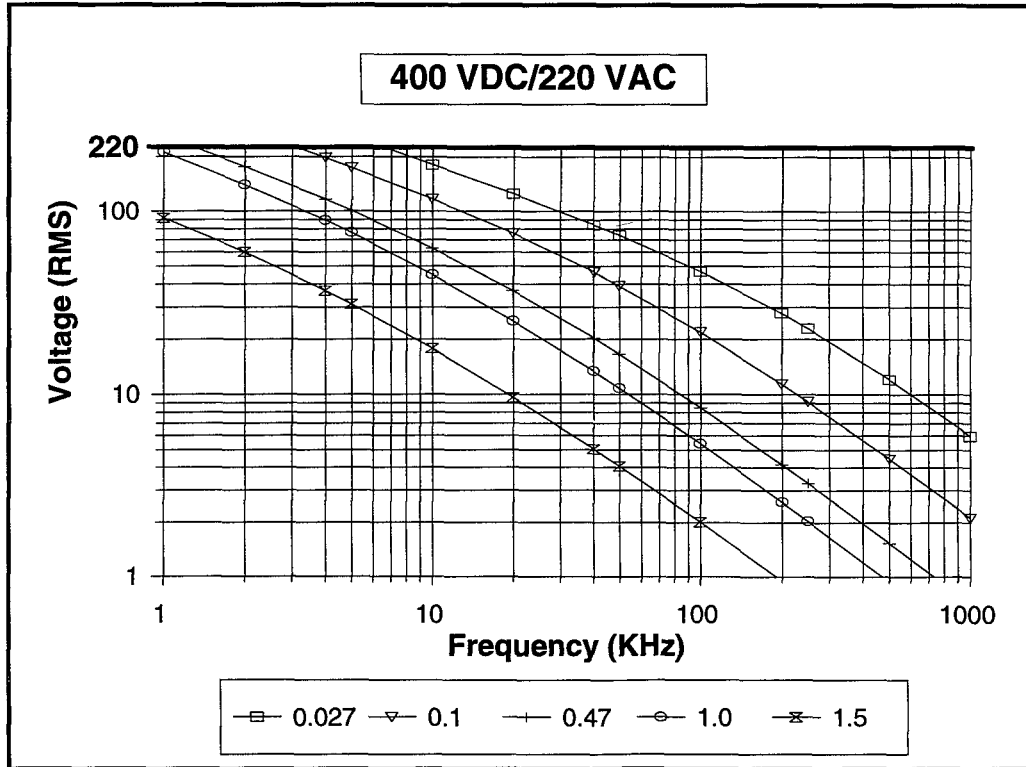
Type 725M, Orange Drop[®], Metallized Polypropylene Film Capacitors

RMS Voltage vs. Frequency @ +85°C, in still air



Type 725M, Orange Drop[®], Metallized Polypropylene Film Capacitors

RMS Voltage vs. Frequency @ +85°C, in still air



Type 725M, Orange Drop® , Metallized Polypropylene Film Capacitors

General Specifications

The Type 725M Orange Drop® is designed and manufactured for operation in a wide range of demanding environments and applications. Type 725M capacitors are wound from the most reliable metallized polypropylene film available and are protected by a rugged conformal coating of orange epoxy. They may be operated up to +105°C with proper derating.

The 725M series is an ideal choice for a variety of commercial and industrial electronic applications, from power supplies and amplifiers, to inverters and lighting ballasts. The 725M series is constructed of the highest quality polypropylene film with a vacuum deposited metal electrode. Metallized film offers specific clearing/self-healing characteristics that remove a fault or short in the dielectric film by vaporizing the metal electrode surrounding the defect and isolating the area.

Operating Temperature Range:

The standard operating temperature range for polypropylene film is -55°C to +85°C. The 725M may be operated at full voltage within this temperature range.

The 725M may be operated up to +105°C provided the DC working voltage is reduced to 50% of the +85°C rating (full rating).

For more specific details regarding operation above +85°C please contact our application engineering department.

The maximum operating temperature for the 725M series is +105°C.

Dielectric Withstanding Voltage:

Units shall withstand a DC potential of 150% of rated voltage applied between terminals for not more than 2 minutes.

AC Voltage Applications:

The A-C component of the 725M's voltage rating has been specified to assure that corona will not be encountered when the capacitor is operated within the noted specifications. We encourage you to contact us if you have any concerns about operating voltage, temperature limits, etc.

Lead Bend Test:

After 3 consecutive 180° bends. No damage.

DC Voltage Life Test:

500 hours at +85°C at 125% of rated voltage. After test; capacitance shall not have changed by more than ±5% of initial value, insulation resistance shall not have decreased by more than 50% of initial requirement and dissipation factor shall not have increased to more than 0.1%. In addition, there should be no open or short circuits, and no sign of visible damage.

AC Voltage Life Test:

Minimum of 500 hours at +85°C at 60 Hz. AC test voltage applied at 110% of AC rating. After test, capacitance shall not have changed by more than 3%, insulation resistance shall not have decreased by more than 50% of initial requirement, and dissipation factor shall not have changed by more than 0.03%. Measurements made at 1 KHz.

Additional Notes:

While it is not possible to list every detail of testing that we perform or every combination of capacitance value, tolerance, etc. that is available, we strongly encourage you to please contact us with your specific requirements. Thank you.

Notice and Disclaimer: All product drawings, descriptions, specifications, statements, information and data (collectively, the "Information") in this datasheet or other publication are subject to change. The customer is responsible for checking, confirming and verifying the extent to which the Information contained in this datasheet or other publication is applicable to an order at the time the order is placed. All Information given herein is believed to be accurate and reliable, but it is presented without any guarantee, warranty, representation or responsibility of any kind, expressed or implied. Statements of suitability for certain applications are based on the knowledge that the Cornell Dubilier company providing such statements ("Cornell Dubilier") has of operating conditions that such Cornell Dubilier company regards as typical for such applications, but are not intended to constitute any guarantee, warranty or representation regarding any such matter – and Cornell Dubilier specifically and expressly disclaims any guarantee, warranty or representation concerning the suitability for a specific customer application, use, storage, transportation, or operating environment. The Information is intended for use only by customers who have the requisite experience and capability to determine the correct products for their application. Any technical advice inferred from this Information or otherwise provided by Cornell Dubilier with reference to the use of any Cornell Dubilier products is given gratis (unless otherwise specified by Cornell Dubilier), and Cornell Dubilier assumes no obligation or liability for the advice given or results obtained. Although Cornell Dubilier strives to apply the most stringent quality and safety standards regarding the design and manufacturing of its products, in light of the current state of the art, isolated component failures may still occur. Accordingly, customer applications which require a high degree of reliability or safety should employ suitable designs or other safeguards (such as installation of protective circuitry or redundancies or other appropriate protective measures) in order to ensure that the failure of an electrical component does not result in a risk of personal injury or property damage. Although all product-related warnings, cautions and notes must be observed, the customer should not assume that all safety measures are indicated in such warnings, cautions and notes, or that other safety measures may not be required.



Компания «ЭлектроПласт» предлагает заключение долгосрочных отношений при поставках импортных электронных компонентов на взаимовыгодных условиях!

Наши преимущества:

- Оперативные поставки широкого спектра электронных компонентов отечественного и импортного производства напрямую от производителей и с крупнейших мировых складов;
- Поставка более 17-ти миллионов наименований электронных компонентов;
- Поставка сложных, дефицитных, либо снятых с производства позиций;
- Оперативные сроки поставки под заказ (от 5 рабочих дней);
- Экспресс доставка в любую точку России;
- Техническая поддержка проекта, помощь в подборе аналогов, поставка прототипов;
- Система менеджмента качества сертифицирована по Международному стандарту ISO 9001;
- Лицензия ФСБ на осуществление работ с использованием сведений, составляющих государственную тайну;
- Поставка специализированных компонентов (Xilinx, Altera, Analog Devices, Intersil, Interpoint, Microsemi, Aeroflex, Peregrine, Syfer, Eurofarad, Texas Instrument, Miteq, Cobham, E2V, MA-COM, Hittite, Mini-Circuits, General Dynamics и др.);

Помимо этого, одним из направлений компании «ЭлектроПласт» является направление «Источники питания». Мы предлагаем Вам помощь Конструкторского отдела:

- Подбор оптимального решения, техническое обоснование при выборе компонента;
- Подбор аналогов;
- Консультации по применению компонента;
- Поставка образцов и прототипов;
- Техническая поддержка проекта;
- Защита от снятия компонента с производства.



Как с нами связаться

Телефон: 8 (812) 309 58 32 (многоканальный)

Факс: 8 (812) 320-02-42

Электронная почта: org@eplast1.ru

Адрес: 198099, г. Санкт-Петербург, ул. Калинина, дом 2, корпус 4, литера А.