

PICO® 259-UL913 Series Intrinsically Safe Fuse



Agency Approvals

| Agency | Agency File Number | Ampere Range |
|--------|--------------------|--------------|
| | Baseefa02ATEX0071U | 0.62A - 5A |
| | E10480 E358130 | 0.62A - 5A |
| | IECEX BAS 10.0098U | 0.62A - 5A |

Electrical Characteristics for Series

| % of Ampere Rating | Opening Time |
|--------------------|--------------------|
| 100% | 4 Hours, Minimum |
| 200% | 5 Seconds, Maximum |

Electrical Specifications by Items

| Ampere Rating (A) | Amp Code | Interrupting Rating | Nominal Melting I ² t (A ² Sec.) | Minimum Cold Resistance at -20°C (Ohms) | Minimum Cold Resistance at -40°C (Ohms) | Nominal Cold Resistance at 25°C (Ohms) | Agency Approvals | | | |
|-------------------|----------|---------------------------------|--|---|---|--|------------------|---|---|--|
| | | | | | | | | | | |
| 0.062 | .062 | 50A @ 125 VAC 300A @ 125 VDC | 0.00011 | 4.89 | 4.39 | 7.00 | x | x | x | |
| 0.125 | .125 | | 0.0012 | 1.35 | 1.26 | 1.70 | x | x | x | |
| 0.250 | .250 | | 0.0095 | 0.51 | 0.48 | 0.67 | x | x | x | |
| 0.375 | .375 | | 0.025 | 0.32 | 0.29 | 0.395 | x | x | x | |
| 0.500 | .500 | | 0.0598 | 0.24 | 0.22 | 0.302 | x | x | x | |
| 0.750 | .750 | | 0.153 | 0.14 | 0.12 | 0.175 | x | x | x | |
| 1.00 | 001. | | 0.256 | 0.10 | 0.07 | 0.128 | x | x | x | |
| 3.00 | 003. | | 1.27 | 0.03 | 0.01 | 0.03 | x | x | x | |
| 5.00 | 005. | 50A @ 125 VAC 300A @ 63 VDC | 4.14 | 0.01 | 0.005 | 0.0158 | x | x | x | |

Schedule of limitations:

- 1) The fuse must be mounted in such a way that creepage and clearance distances aren't impaired in any way.
- 2) The fuse is suitable for use in intrinsically safe equipment for voltages not exceeding 190V peak.
- 3) Maximum surface temperature rise at 170% rated current: ≤750mA=40°C, 1A=55°C, 3A=118°C and 5A=135°C.

Description

The 259-UL913 Series offers a range of encapsulated fuses certified under the UL 913, the standard for intrinsically safe electrical equipment, to operate in hazardous locations. Ideal for use in the oil, gas, mine, chemical process, and pharmaceutical industries, the 259-UL913 fuse was designed to limit the energy and temperature generated during its operation. In addition to UL913, these fuses meet ATEX and IECEx requirements. The fuse design and its encapsulant are suitable for use in intrinsically safe apparatus and associated apparatus for voltage not exceeding 125V rms (190V peak).

Features

- Encapsulated and sealed (1mm minimum)
- Global hazardous location certifications
- 0.62A - 5A range options
- Designed to operate within hazardous environments

Applications

- Testing, measuring or processing electronic and electrical equipment

Reference Standards

| Agency | Standards |
|--------|---------------------------|
| ATEX | EN 60079-0, EN 60079-11 |
| IECEX | IEC 60079-0, IEC 60079-11 |

Additional Information



Datasheet



Resources



Samples

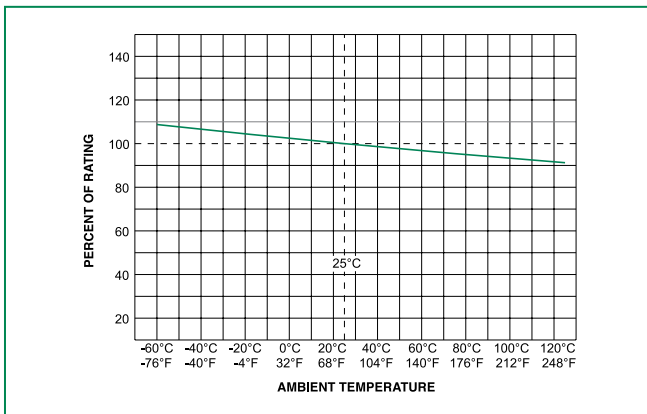
Product Characteristics

| Operating Temperature | |
|-----------------------|---------------------|
| Current Rating | Ambient Temperature |
| ≤ 0.750 A | - 40°C to +81°C |
| 1 A | - 40°C to +73°C |
| 3 A | - 40°C to +74°C |
| 5 A | - 40°C to +45°C |

- Notes:
 1. Any use of the 259-UL913 Series fuse outside of the ambient temperature ranges specified in the table is subject to additional investigation.
 2. Specified ambient temperature range is for intrinsic safety certification.

| | |
|--|--|
| Materials | Body : Polyamide Terminals - Tin Plated Copper Alloy Maximum operating temperature of Materials is 130°C |
| Operating Temperature | For operating temperature see table above (Consider re-rating) |
| Thermal Shock | Withstands 5 cycles of - 55°C to 125°C |
| Vibration | Per MIL-STD-202, Method 201 |
| Insulation Resistance (After Opening) | Greater than 10,000 ohms (at 250V DC) |

Temperature Re-rating Curve



- Note:
 1. Re-rating depicted in this curve is in addition to the standard derating of 25% for continuous operation.

Soldering Parameters

Recommended Process Parameters:

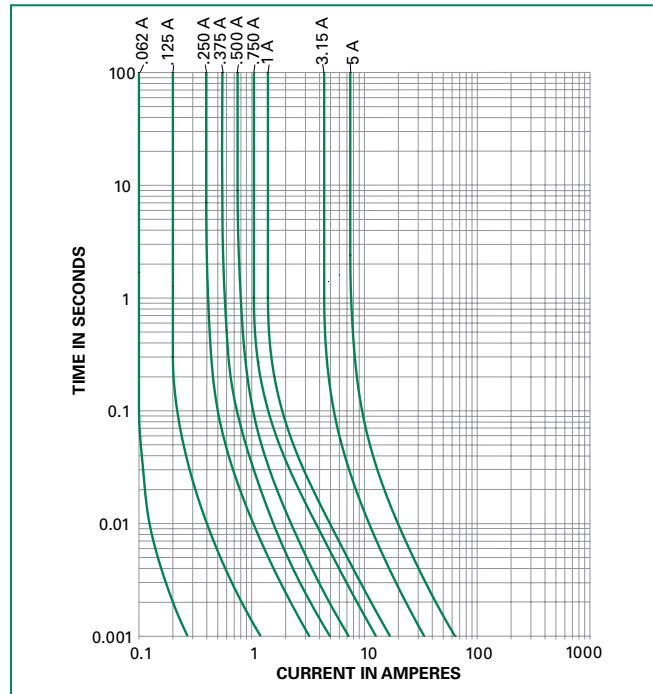
| Wave Parameter | Lead-Free Recommendation |
|---|-----------------------------------|
| Preheat: (Depends on Flux Activation Temperature) | (Typical Industry Recommendation) |
| Temperature Minimum: | 100°C |
| Temperature Maximum: | 150°C |
| Preheat Time: | 60-180 seconds |
| Solder Pot Temperature: | 260°C Maximum |
| Solder Dwell Time: | 2-5 seconds |

Recommended Hand Soldering Parameters:

Solder Iron Temperature: 350°C +/- 5°C
 Heating Time: 5 seconds max.

Note: These devices are not recommended for IR or Convection Reflow process

Average Time Current Curves



Part Numbering System

0259.062M X913

SERIES

AMP Code

The dot is positioned before the Packaging Suffix with whole ratings and within the numbering sequence for fractional ratings. Refer to Amp Code column in the Electrical Specifications table.

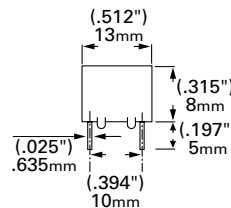
PACKAGING Code

M = Bulk pack, 1000 pcs
 T = Bulk pack, 10 pcs

Example:

1 amp product is
 0259**001**.MX913
 (.062 amp product shown).

Dimensions



Packaging

| Packaging Option | Packaging Specification | Quantity | Quantity & Packaging Code |
|------------------|-------------------------|----------|---|
| Bulk | N/A | 1000 | M = Bulk 1000 pieces, T = Bulk 10 pieces |
| Bulk | N/A | 10 | Please refer to available quantities above in "Part Numbering System" |



Компания «ЭлектроПласт» предлагает заключение долгосрочных отношений при поставках импортных электронных компонентов на взаимовыгодных условиях!

Наши преимущества:

- Оперативные поставки широкого спектра электронных компонентов отечественного и импортного производства напрямую от производителей и с крупнейших мировых складов;
- Поставка более 17-ти миллионов наименований электронных компонентов;
- Поставка сложных, дефицитных, либо снятых с производства позиций;
- Оперативные сроки поставки под заказ (от 5 рабочих дней);
- Экспресс доставка в любую точку России;
- Техническая поддержка проекта, помощь в подборе аналогов, поставка прототипов;
- Система менеджмента качества сертифицирована по Международному стандарту ISO 9001;
- Лицензия ФСБ на осуществление работ с использованием сведений, составляющих государственную тайну;
- Поставка специализированных компонентов (Xilinx, Altera, Analog Devices, Intersil, Interpoint, Microsemi, Aeroflex, Peregrine, Syfer, Eurofarad, Texas Instrument, Miteq, Cobham, E2V, MA-COM, Hittite, Mini-Circuits, General Dynamics и др.);

Помимо этого, одним из направлений компании «ЭлектроПласт» является направление «Источники питания». Мы предлагаем Вам помощь Конструкторского отдела:

- Подбор оптимального решения, техническое обоснование при выборе компонента;
- Подбор аналогов;
- Консультации по применению компонента;
- Поставка образцов и прототипов;
- Техническая поддержка проекта;
- Защита от снятия компонента с производства.



Как с нами связаться

Телефон: 8 (812) 309 58 32 (многоканальный)

Факс: 8 (812) 320-02-42

Электронная почта: org@eplast1.ru

Адрес: 198099, г. Санкт-Петербург, ул. Калинина, дом 2, корпус 4, литера А.