


LPS60-M Series

60 Watts

Medical

Total Power: 60 - 80 Watts
Input Voltage: 85 - 264 VAC
120 - 300VDC
of Outputs: Single



Special Features

- Medical safety approvals
- Universal input
- 3" x 5" footprint
- Remote sense
- Built in EMI filter
- Low output ripple
- Adjustable output voltage
- Overload protection
- 110 KHz switching frequency
- LPX60 enclosure kit available

Safety

VDE 0750/EN60950 (IEC601)
21310-3336-0015
UL UL2601
E182560
CSA CSA 22.2 No.601.1
LR109492
CE Mark (LVD)

Electrical Specifications

Input

Input range	85 - 264 VAC (wide range) 120 - 300VDC
Frequency	47-440 Hz
Inrush current	<18A peak @ 115VAC, <36A peak @230 VAC, cold start @ 25°C
Input current	1.5A max. (RMS) @ 115 VAC
Efficiency	70% typical at full load
EMI filter	FCC Class A conducted; CISPR22 Class A conducted; EN55022 Class A conducted; VDE0878 PT3 Class A conducted
Safety ground leakage current	<75µA @ 50/60Hz; 264VAC input

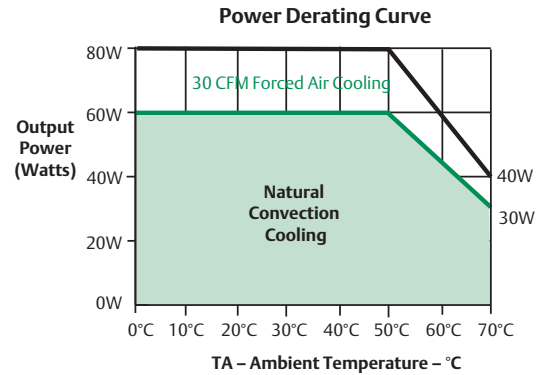
Output

Maximum power	60W for convection; 80W with 30CFM forced air
Adjustment range	-5, +10% minimum
Hold-up time	20ms @ 60W load, 115VAC nominal line
Overload protection	Short circuit protection on all outputs. Case overload protected @ 110-145% above peak rating
Overvoltage protection	5V output; 5.7 - 6.7VDC. Other outputs 10% to 25% above nominal output
Remote sense	Compensates for 0.5V lead drop min. Will operate without remote sense connected. Reverse connection protected.

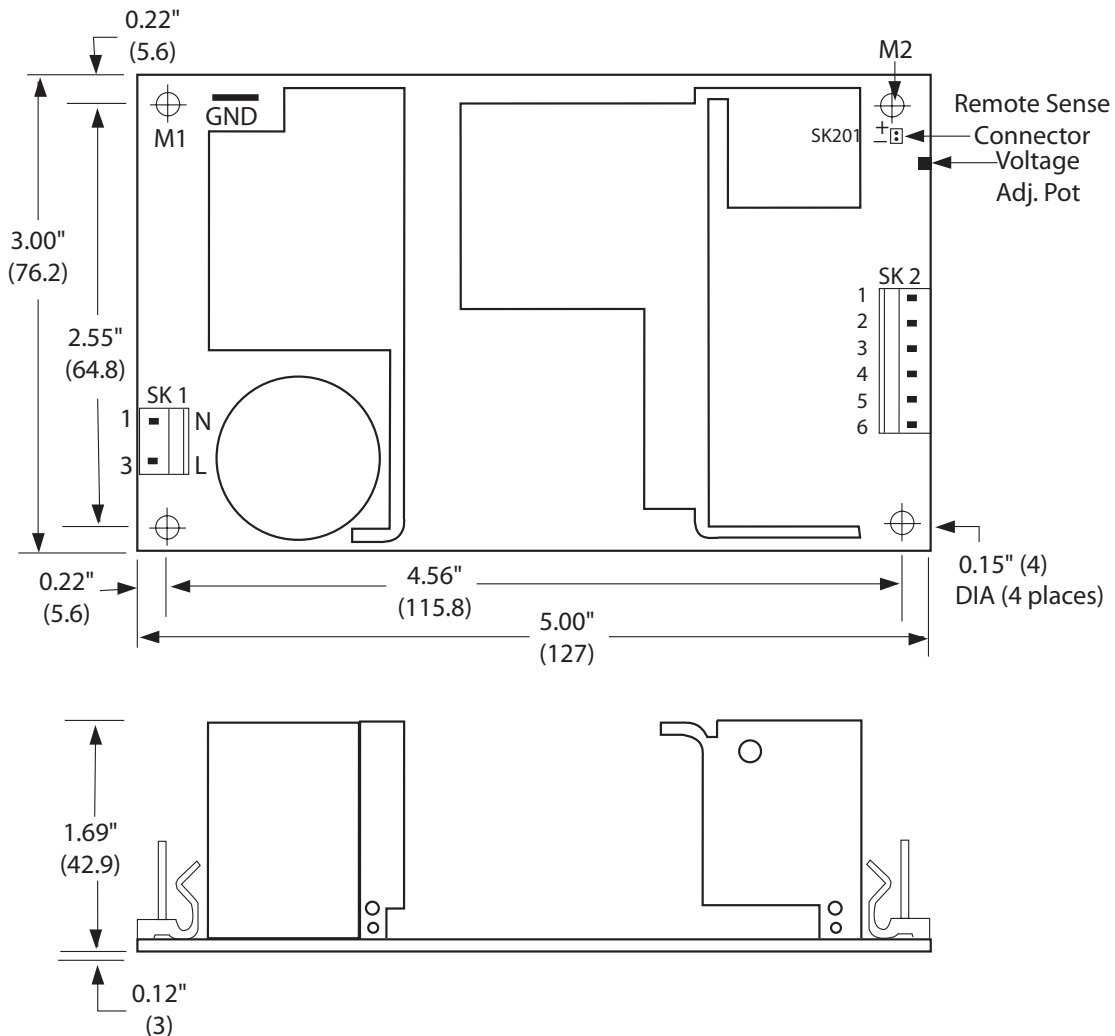


Environmental Specifications

Operating temperature:	0° to 50°C ambient derate each output as 2.5% per degree from 50° to 70°C, -20°C startup
Storage temperature:	-40°C to +85°C
Electromagnetic susceptibility:	designed to meet IEC801, -2, -3, -4, -5, -6, Level 3
Humidity:	Operating; non-condensing 5% to 95% RH
Vibration:	Three orthogonal axes, sweep at 1cot/min, 5 min. dwell at four major resonances 0.75G peak 5Hz to 500Hz, operational
Temperature coefficient	±0.04% per °C
MTBF demonstrated	>550,000 hours at full load and 25°C ambient conditions



Mechanical Drawing



Ordering Information

Model Number	Output Voltage	Minimum Load	Maximum Load with Convection Cooling	Maximum Load with 30CFM forced Air	Peak Load ¹	Regulation ²	Ripple P/P (PARD) ³
LPS63-M	12V	0A	5A	6.7A	7.5A	±2%	120mV
LPS64-M	15V	0A	4A	5.3A	6A	±2%	150mV
LPS65-M	24V	0A	2.5A	3.3A	3.8A	±2%	240mV

1. Peak current lasting <30 seconds with a maximum 10% duty cycle.
2. At 25°C including initial tolerance, line voltage, load currents and output voltages adjusted to factory settings.
3. Peak-to-peak with 20 MHz bandwidth and 10µF (tantalum capacitor) in parallel with a 0.1µF capacitor at rated line voltage and load ranges.

Pin Assignments

Connector	LPS62-M	LPS63-M	LPS65-M
SK1-1	Neutral	Neutral	Neutral
SK1-3	Line	Line	Line
SK2-1	+12V	+15V	+24
SK2-2	+12V	+15V	+24
SK2-3	+12V	+15V	+24
SK2-4	Common	Common	Common
SK2-5	Common	Common	Common
SK2-6	Common	Common	Common
SK201-1	+Sense	+Sense	+Sense
SK201-2	-Sense	-Sense	-Sense

Mating Connectors

AC Input: Molex 09-50-8031 (USA) **Not required for (-T) option**
09-91-0300 (UK)
PINS: 08-58-0111

DC Outputs: Molex 09-50-8061 (USA) **Not required for (-T) option**
09-91-0600 (UK)
PINS: 08-52-0113

Remote Sense: Molex 22-01-2025
PINS: 08-52-0113

Astec Connector Kit #70-841-006, includes all of the above

1. Specifications subject to change without notice.
2. All dimensions in inches (mm), tolerance is ±0.02" (±0.5mm)
3. Mounting holes M1 and M2 should be grounded for EMI purposes.
4. Mounting hole M1 is safety ground connection.
5. Specifications are for convection rating at factory settings at 115 VAC input, 25°C unless otherwise stated.
6. Warranty: 2 year
7. Weight: 0.75lbs/0.34kg

Americas

5810 Van Allen Way
Carlsbad, CA 92008
USA
Telephone: +1 760 930 4600
Facsimile: +1 760 930 0698

Europe (UK)

Waterfront Business Park
Merry Hill, Dudley
West Midlands, DY5 1LX
United Kingdom
Telephone: +44 (0) 1384 842 211
Facsimile: +44 (0) 1384 843 355

Asia (HK)

16th - 17th Floors, Lu Plaza
2 Wing Yip Street, Kwun Tong
Kowloon, Hong Kong
Telephone: +852 2176 3333
Facsimile: +852 2176 3888

For global contact, visit:

www.astecpower.com

www.artesyn.com

technicalsupport@astec.com

technicalsupport@artesyn.com

While every precaution has been taken to ensure accuracy and completeness in this literature, Emerson Network Power assumes no responsibility, and disclaims all liability for damages resulting from use of this information or for any errors or omissions.

Emerson Network Power.

The global leader in enabling
business-critical continuity.

- AC Power
- Connectivity
- DC Power
- Embedded Power**
- Inbound Power
- Integrated Cabinet Solutions
- Outside Plant
- Precision Cooling
- Site Monitoring and Services

EmersonNetworkPower.com



Компания «ЭлектроПласт» предлагает заключение долгосрочных отношений при поставках импортных электронных компонентов на взаимовыгодных условиях!

Наши преимущества:

- Оперативные поставки широкого спектра электронных компонентов отечественного и импортного производства напрямую от производителей и с крупнейших мировых складов;
- Поставка более 17-ти миллионов наименований электронных компонентов;
- Поставка сложных, дефицитных, либо снятых с производства позиций;
- Оперативные сроки поставки под заказ (от 5 рабочих дней);
- Экспресс доставка в любую точку России;
- Техническая поддержка проекта, помощь в подборе аналогов, поставка прототипов;
- Система менеджмента качества сертифицирована по Международному стандарту ISO 9001;
- Лицензия ФСБ на осуществление работ с использованием сведений, составляющих государственную тайну;
- Поставка специализированных компонентов (Xilinx, Altera, Analog Devices, Intersil, Interpoint, Microsemi, Aeroflex, Peregrine, Syfer, Eurofarad, Texas Instrument, Miteq, Cobham, E2V, MA-COM, Hittite, Mini-Circuits, General Dynamics и др.);

Помимо этого, одним из направлений компании «ЭлектроПласт» является направление «Источники питания». Мы предлагаем Вам помощь Конструкторского отдела:

- Подбор оптимального решения, техническое обоснование при выборе компонента;
- Подбор аналогов;
- Консультации по применению компонента;
- Поставка образцов и прототипов;
- Техническая поддержка проекта;
- Защита от снятия компонента с производства.



Как с нами связаться

Телефон: 8 (812) 309 58 32 (многоканальный)

Факс: 8 (812) 320-02-42

Электронная почта: org@eplast1.ru

Адрес: 198099, г. Санкт-Петербург, ул. Калинина, дом 2, корпус 4, литера А.