

**ADVANTECH**

*Enabling an Intelligent Planet*


**E6465 2GB Fanless**

**GFX: GFX-AE6465L16-5C**

**MPN: 1A1-E000310ADP**

**Embedded PCIe Graphics**

**1 x DL DVI-D, 1 x HDMI, 1 x VGA**



# CONTENTS

1.	Feature .....	3
2.	Functional Overview .....	4
2.1.	Memory Interface .....	4
2.2.	Acceleration Features .....	4
2.3.	Display System .....	5
2.4.	DVI/HDMI Features .....	5
2.5.	DisplayPort Features .....	5
2.5.1	DisplaPort 1.1a Features .....	5
2.5.2	DisplayPort 1.2 Features.....	6
2.6.	CRT DAC .....	7
2.7.	Bus Support Features.....	7
3.	PIN Assignment and Description.....	8
4.	Board Configuration .....	12
4.1.	Board Dimension.....	12
4.2.	Display Interface.....	12
5.	Thermal Mechanism .....	13

## 1. Feature

Model Name	<b>GFX-AE6465L16-5C</b>
Graphic Engine	AMD Radeon E6465
Process Node	40 nm
Engine Clock (max)	600 MHz
Graphic Memory	64-bit, 2GB, GDDR5
Memory Clock (max)	800 MHz / 3.2 Gbps
Bus Interface	PCI Express® 2.1 (x16)
Shader Processing Units	160 shaders
Floating Point Performance	192 GFLOPs
DirectX® Capability	DirectX® 11
Shader Model	Shader Model 5.0
OpenGL™	OpenGL 4.5
OpenCL™	OpenCL 1.1
Unified Video Decoder (UVD)	UVD3 for H.264, VC-1, MPEG-2 MPEG-4 part 2 decode
Display Interface	1 x DL DVI-D, 1 x HDMI, 1 x VGA
Multi display	X2
Operating Temperature	base on chassis air flow
Power Consumption	22 W
Dimension	168 x 69 mm (PCB) 168 x 108 mm (PCB with Cooler)

## 2. Functional Overview

### 2.1. Memory Interface

AMD Radeon E6465 has two DRAM sequencers. Each DRAM channel is 32-bit wide. Two 256 Mb × 32 GDDR5 memory chips are embedded on the ASIC for a total of 2GB Memory.

### 2.2. Acceleration Features

- Fully DirectX® 11 compliant, including full-speed 32-bit floating point per component operation:
- Shader Model 5.0 geometry and pixel support in a unified shader architecture.
- Support for OpenGL 4.5.
- Support for OpenCL™ 1.1
- Anti-aliasing filtering:
  - 2×/4× MSAA (multi-sample anti-aliasing) modes are supported.
  - Multi-sample algorithm with gamma correction, programmable sample patterns, and centroid sampling.
  - Temporal anti-aliasing.
  - Adaptive anti-aliasing mode.
  - Lossless color compression (up to 8:1).
- Anisotropic filtering:
  - Continuous anisotropic with 1× through 16× taps.
  - Up to 128-tap texture filtering.
  - Anisotropic biasing to allow trading quality for performance.
  - Improved quality mode due to improved subpixel precision and higher precision LOD computations.
  - Advanced texture compression (3Dc+™).
  - High quality 4:1 compression for normal and luminance maps.
  - Single- or two-channel data format compatibility.
- Hardware support to overcome small-batch issues in CPU limited applications.
- 3D resources virtualized to a 32-bit addressing space, for support of large numbers of render targets and textures.

- Up to 16k × 16k textures, including 128-bit/pixel texture are supported.
- Programmable arbitration logic maximizes memory efficiency and is software upgradeable.
- Fully associative texture, color, and z-cache design.
- Hierarchical z- and stencil-buffers with early z-test.
- Lossless z-buffer compression for both z and stencil.
- Fast z-buffer clear.
- Fast color-buffer clear.
- Z-cache optimized for real-time shadow rendering.
- Z- and color-compression resources virtualized to a 32-bit addressing space, for support of multiple render targets and textures simultaneously.

### 2.3. Display System

The display system supports VGA, VESA super VGA, and accelerator mode graphics display on four independent display controllers.

The full features of the display system are outlined in the following sections.

### 2.4. DVI/HDMI Features

- Advanced DVI capability supporting 10-bit HDR (high dynamic range) output.
- Supports industry-standard CEA-861B video modes including 480p, 720p, 1080i, and 1080p. For a full list of currently supported modes, contact your local AMD support person.
- Maximum pixel rates for 24-bpp outputs are:
  - DVI—162 MP/s (megapixels per second) for single-link DVI.
  - DVI—268.5 MP/s for dual-link DVI.
  - HDMI—148.5 MP/s.
- Fully compliant with the DVI electrical specification.

### 2.5. DisplayPort Features

#### 2.5.1 DisplayPort 1.1a Features

- Supports all the mandatory features of the DisplayPort Version 1.1a Specification and the following optional features on all links:
  - 30-bit support.

- YCbCr 444 up to 30-bpp and 422 up to 20-bpp support.
- HDCP support.
- DisplayPort extension for test-automation features, including test-pattern generation.
- DisplayPort audio.
- Each DisplayPort link can support three options for the number of lanes and two options for link-data rate as follows:
  - Four, two, or one lane(s).
  - 2.7- or 1.62-GHz link-data rate per lane.
- Supports all video modes supported by the display controller that do not over subscribe the link bandwidth.
  - The following table shows the maximum pixel rates for four, two, or one lane(s) at 2.7-GHz link rate.

	<b>18 bpp</b>	<b>24 bpp</b>	<b>30 bpp</b>
<b>One Lane</b>	119 MP/s	89 MP/s	71 MP/s
<b>Two Lanes</b>	239 MP/s	179 MP/s	143 MP/s
<b>Four Lanes</b>	478 MP/s	359 MP/s	287 MP/s

### 2.5.2 DisplayPort 1.2 Features

- Supports all the mandatory features of the DisplayPort Version 1.2 Specification and the following optional features on links A, B, and C
  - ACM packet-type support.
  - ISRC packet-type support.
- Each DisplayPort 1.2 link can transport up to six video streams; one from each display engine.
- Each DisplayPort link can support three options for the number of lanes and three options for link-data rate as follows:
  - Four, two, or one lane(s).
  - 5.4-, 2.7-, or 1.62-GHz link-data rate per lane.
- Supports all video modes supported by the display controller that do not oversubscribe the link bandwidth.
  - The following table shows the maximum pixel rates for four, two, or one lane(s) at 5.4-GHz link rate.

	<b>18 bpp</b>	<b>24 bpp</b>	<b>30 bpp</b>
<b>One Lane</b>	239 MP/s	179 MP/s	143 MP/s
<b>Two Lanes</b>	478 MP/s	359 MP/s	287 MP/s

<b>Four Lanes</b>	957 MP/s	718 MP/s	574 MP/s
-------------------	----------	----------	----------

### 2.6. CRT DAC

- One integrated triple 10-bit DAC with built-in reference circuit, which takes output from either one of the internal display controllers (primary or secondary).
- Single RGB-CRT output.
- Support for the stereo-sync signal to drive a 3D display.
- Maximum pixel frequency of 400 MHz.
- Individual power-down feature for each of the three guns.
- Compliant with the VSIS electrical specification.
- Integrated with a built-in bandgap reference circuitry.
- Optional dynamic monitor detection for hot-plug/unplug capability. This feature affects the DAC-voltage ranges. Please check with AMD for details before enabling.
- Integrated static monitor-detection circuit.

### 2.7. Bus Support Features

- Fully compliant with the PCI Express® Base Specification Revision 2.1.
- Supports ×1, ×2, ×4, ×8, and ×16 lane widths.
- Supports 2.5 GT/s and 5.0 GT/s link-data rates.
- Supports ×16 lane reversal where the receivers on lanes 0 to 15 on the graphics endpoint are mapped to the transmitters on lanes 15 down to 0 on the root complex.
- Supports ×16 lane reversal where the transmitters on lanes 0 to 15 on the graphics endpoint are mapped to the receivers on lanes 15 down to 0 on the root complex (requires corresponding support on the root complex).
- Supports full-swing and low-swing transmitter output levels.

### **3. PIN Assignment and Description**

<b>Pin</b>	<b>Side B Connector</b>		<b>Side A Connector</b>	
<b>#</b>	<b>Name</b>	<b>Description</b>	<b>Name</b>	<b>Description</b>
<b>1</b>	+12v	+12 volt power	PRSNT#1	Hot plug presence detect
<b>2</b>	+12v	+12 volt power	+12v	+12 volt power
<b>3</b>	RSVD	Reserved	+12v	+12 volt power
<b>4</b>	GND	Ground	GND	Ground
<b>5</b>	SMCLK	SMBus clock	JTAG2	TCK
<b>6</b>	SMDAT	SMBus data	JTAG3	TDI
<b>7</b>	GND	Ground	JTAG4	TDO
<b>8</b>	+3.3v	+3.3 volt power	JTAG5	TMS
<b>9</b>	JTAG1	+TRST#	+3.3v	+3.3 volt power
<b>10</b>	3.3Vaux	3.3v volt power	+3.3v	+3.3 volt power
<b>11</b>	WAKE#	Link Reactivation	PWRGD	Power Good
<b>Mechanical Key</b>				
<b>12</b>	RSVD	Reserved	GND	Ground
<b>13</b>	GND	Ground	REFCLK+	Reference Clock Differential pair
<b>14</b>	HSOp(0)	Transmitter Lane 0, Differential pair	REFCLK-	
<b>15</b>	HSOn(0)		GND	Ground
<b>16</b>	GND	Ground	HSIp(0)	Receiver Lane 0, Differential pair
<b>17</b>	PRSNT#2	Hotplug detect	HSIn(0)	
<b>18</b>	GND	Ground	GND	Ground
<b>19</b>	HSOp(1)	Transmitter Lane 1, Differential pair	RSVD	Reserved
<b>20</b>	HSOn(1)		GND	Ground
<b>21</b>	GND	Ground	HSIp(1)	Receiver Lane 1,



## Embedded PCIe Graphics

Pin	Side B Connector		Side A Connector	
	Name	Description	Name	Description
22	GND	Ground	HSIn(1)	Differential pair
23	HSOp(2)	Transmitter Lane 2,	GND	Ground
24	HSOn(2)	Differential pair	GND	Ground
25	GND	Ground	HSIp(2)	Receiver Lane 2, Differential pair
26	GND	Ground	HSIn(2)	
27	HSOp(3)	Transmitter Lane 3,	GND	Ground
28	HSOn(3)	Differential pair	GND	Ground
29	GND	Ground	HSIp(3)	Receiver Lane 3, Differential pair
30	RSVD	Reserved	HSIn(3)	
31	PRSNT#2	Hot plug detect	GND	Ground
32	GND	Ground	RSVD	Reserved
33	HSOp(4)	Transmitter Lane 4,	RSVD	Reserved
34	HSOn(4)	Differential pair	GND	Ground
35	GND	Ground	HSIp(4)	Receiver Lane 4, Differential pair
36	GND	Ground	HSIn(4)	
37	HSOp(5)	Transmitter Lane 5,	GND	Ground
38	HSOn(5)	Differential pair	GND	Ground
39	GND	Ground	HSIp(5)	Receiver Lane 5, Differential pair
40	GND	Ground	HSIn(5)	
41	HSOp(6)	Transmitter Lane 6,	GND	Ground
42	HSOn(6)	Differential pair	GND	Ground
43	GND	Ground	HSIp(6)	Receiver Lane 6, Differential pair
44	GND	Ground	HSIn(6)	
45	HSOp(7)	Transmitter Lane 7,	GND	Ground
46	HSOn(7)	Differential pair	GND	Ground
47	GND	Ground	HSIp(7)	Receiver Lane 7, Differential pair
48	PRSNT#2	Hot plug detect	HSIn(7)	

## Embedded PCIe Graphics

Pin		Side B Connector		Side A Connector	
#	Name	Description	Name	Description	
49	GND	Ground	GND	Ground	
50	HSOp(8)	Transmitter Lane 8,	RSVD	Reserved	
51	HSON(8)	Differential pair	GND	Ground	
52	GND	Ground	HSIp(8)	Receiver Lane 8, Differential pair	
53	GND	Ground	HSIn(8)		
54	HSOp(9)	Transmitter Lane 9,	GND	Ground	
55	HSON(9)	Differential pair	GND	Ground	
56	GND	Ground	HSIp(9)	Receiver Lane 9, Differential pair	
57	GND	Ground	HSIn(9)		
58	HSOp(10)	Transmitter Lane 10,	GND	Ground	
59	HSON(10)	Differential pair	GND	Ground	
60	GND	Ground	HSIp(10)	Receiver Lane 10, Differential pair	
61	GND	Ground	HSIn(10)		
62	HSOp(11)	Transmitter Lane 11,	GND	Ground	
63	HSON(11)	Differential pair	GND	Ground	
64	GND	Ground	HSIp(11)	Receiver Lane 11, Differential pair	
65	GND	Ground	HSIn(11)		
66	HSOp(12)	Transmitter Lane 12,	GND	Ground	
67	HSON(12)	Differential pair	GND	Ground	
68	GND	Ground	HSIp(12)	Receiver Lane 12, Differential pair	
69	GND	Ground	HSIn(12)		
70	HSOp(13)	Transmitter Lane 13,	GND	Ground	
71	HSON(13)	Differential pair	GND	Ground	
72	GND	Ground	HSIp(13)	Receiver Lane 13, Differential pair	
73	GND	Ground	HSIn(13)		
74	HSOp(14)	Transmitter Lane 14,	GND	Ground	
75	HSON(14)	Differential pair	GND	Ground	


## Embedded PCIe Graphics

Pin	Side B Connector		Side A Connector	
#	Name	Description	Name	Description
76	GND	Ground	HSIp(14)	Receiver Lane 14, Differential pair
77	GND	Ground	HSIn(14)	
78	HSOp(15)	Transmitter Lane 15, Differential pair	GND	Ground
79	HSOn(15)		GND	Ground
80	GND	Ground	HSIp(15)	Receiver Lane 15, Differential pair
81	PRSNT#2	Hot plug present detect	HSIn(15)	
82	RSVD#2	Hot Plug Detect	GND	Ground

## 4. Board Configuration

### 4.1. Board Dimension

(Unit : mm)

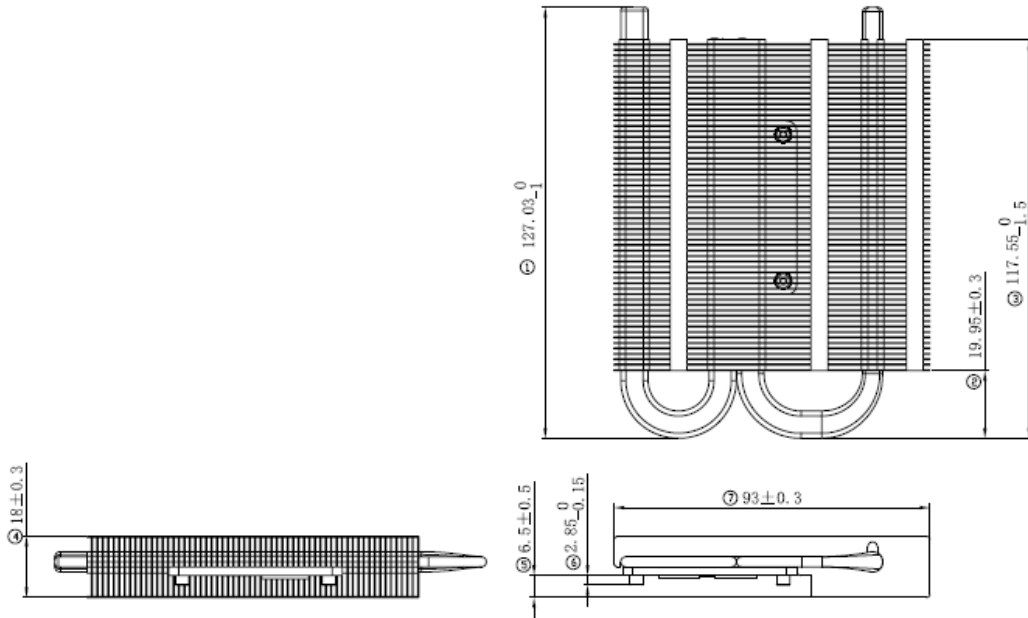


### 4.2 Display Interface



## 5. Thermal Mechanism

(Unit : mm)



## Change log list

<b>Rev.</b>	<b>Data</b>	<b>History</b>
1.0	2016/6/30	ER91FLA-PJ3P datasheet



Компания «ЭлектроПласт» предлагает заключение долгосрочных отношений при поставках импортных электронных компонентов на взаимовыгодных условиях!

Наши преимущества:

- Оперативные поставки широкого спектра электронных компонентов отечественного и импортного производства напрямую от производителей и с крупнейших мировых складов;
- Поставка более 17-ти миллионов наименований электронных компонентов;
- Поставка сложных, дефицитных, либо снятых с производства позиций;
- Оперативные сроки поставки под заказ (от 5 рабочих дней);
- Экспресс доставка в любую точку России;
- Техническая поддержка проекта, помощь в подборе аналогов, поставка прототипов;
- Система менеджмента качества сертифицирована по Международному стандарту ISO 9001;
- Лицензия ФСБ на осуществление работ с использованием сведений, составляющих государственную тайну;
- Поставка специализированных компонентов (Xilinx, Altera, Analog Devices, Intersil, Interpoint, Microsemi, Aeroflex, Peregrine, Syfer, Eurofarad, Texas Instrument, Miteq, Cobham, E2V, MA-COM, Hittite, Mini-Circuits, General Dynamics и др.);

Помимо этого, одним из направлений компании «ЭлектроПласт» является направление «Источники питания». Мы предлагаем Вам помощь Конструкторского отдела:

- Подбор оптимального решения, техническое обоснование при выборе компонента;
- Подбор аналогов;
- Консультации по применению компонента;
- Поставка образцов и прототипов;
- Техническая поддержка проекта;
- Защита от снятия компонента с производства.



#### Как с нами связаться

**Телефон:** 8 (812) 309 58 32 (многоканальный)

**Факс:** 8 (812) 320-02-42

**Электронная почта:** [org@eplast1.ru](mailto:org@eplast1.ru)

**Адрес:** 198099, г. Санкт-Петербург, ул. Калинина, дом 2, корпус 4, литера А.