

The Anderson Power Products "A" Series Euro Battery Connector (EBC) uses the DIN43589-1 form factor which has been specially configured for North American fast battery charging systems.

Unlike other DIN43589-1 connectors, our "A" Series offers contact and crimp tooling selections developed for both American Wire Gauge and Metric cable. We also offer a broader range of auxiliary wire contacts for communication control applications.

The connector design incorporates an advanced, cost effective contact carrier for ease of assembly and fewer components. All materials are selected to ensure years of reliable service under adverse battery environments.

### Features

- **Impact resistant plastic housing**  
*PA6 (Nylon) housings provide superior impact resistance to stand up to rough usage*
- **Up to four auxiliary contacts**  
*Can be used for battery monitoring and charger communications. Auxiliary contact sizes available from 10AWG to 18AWG.*
- **Low mating forces**  
*Connectors can be mated and unmated without the necessity of added hardware*
- **Hexagonal voltage key for 24V, 36V, 48V, 72V, 80V, or 96V**  
*Key prevents mating of different operating voltages*



*Note: Will not mate with "E" Series Housings*

### SPECIFICATIONS

Electrical		Mechanical	
Current Rating (Amperes) *	140	Life	
Voltage Rating	600	a. No Load (mating cycles)	>5000
Wire Range		b. Under Load (Hot Plug 5 mating cycles @96V)	200A
- Power Contacts - AWG (mm <sup>2</sup> )	#8 to #2 (10 / 35)	Mating / Unmating Force (lbf)	12
- Auxiliary Contacts - AWG (mm <sup>2</sup> )	#18 to #14 (1.5 / 2.5)	(N)	53
Dielectric Withstanding Voltage (AC)	2,200	Degree of Protection	IP23
Average Contact Resistance (micro-ohms)	65	Acid Resistance	1.10g / cm <sup>3</sup>
Operating Temperature (°C)	-25° to 105°	Contact Retention (lbf)	100
(°F)	-13° to 221°	(N)	445
* Current derating curves must be observed as current capacity will vary dependent on wire cross section and ambient temperature. Maximum current carrying capacity is measured at 40°C / 104°F using the maximum wire cross section permissible, crimped to contacts using APP recommended tooling.		<b>Materials</b>	
		Housing	PA6 (Nylon) glass filled
		Contacts	Copper alloy, silver plate
		Hardware	Steel, zinc chromate plate

### ORDERING INFORMATION

#### Connector Part Number Selection

Series	Gender	Main Contact	Handle	Coding Key	Auxiliary Contacts	Packaging
A80	5	25	-	1	0	B
5	Socket					9 Individual
00	None - Order Separately				0 None	8 Bulk
10	#8 AWG / 10 mm <sup>2</sup>				A (2) Lower Auxiliary Contacts	
16	#6 AWG / 16 mm <sup>2</sup>				B (2) Upper Auxiliary Contacts	
25	#4 AWG / 25 mm <sup>2</sup>				C (2) Lower Auxiliary Contacts &	
35	#2 AWG / 35 mm <sup>2</sup>				(2) Upper Auxiliary Contacts	
0	No			0	Grey, Wet Cell	
1	Black			2	Green, Dry Cell	
2	Red			3	Yellow, Universal	

#### Accessories

Part Number	Description
80-89	Handle kit

HEADQUARTERS: Anderson Power Products®, 13 Pratts Junction Road, Sterling, MA 01564-2305 USA T:978-422-3600 F:978-422-3700

EUROPE: Anderson Power Products® Ltd., Unit 3, Europa Court, Europa Boulevard, Westbrook, Warrington, Cheshire, WA5 7TN United Kingdom T: +44 (0) 1925 428390 F: +44 (0) 1925 428399

ASIA / PACIFIC: IDEAL Anderson Asia Pacific Ltd., Unit 922-928 Topsail Plaza, 11 On Sum Street, Shatin N.T., Hong Kong T: +(852) 2636 0836 F: +(852) 2635 9036

CHINA: IDEAL Anderson Technologies (Shenzhen) Ltd., Block A8 Tantou Western Industrial Park, Songgang Baoan District, Shenzhen, P.R. China 518105 T: +(86) 755 2768 2118 F: +(86) 755 2768 2218

TAIWAN: IDEAL Anderson Asia Pacific Ltd., Taiwan Branch, 4F.-2, No.116, Dadun 20th St., Situn District, Taichung City 407, Taiwan (R.O.C.) T: +(886) 4 2310 6451 F: +(886) 4 2310 6460

[www.andersonpower.com](http://www.andersonpower.com)

## ORDERING INFORMATION

### Tooling

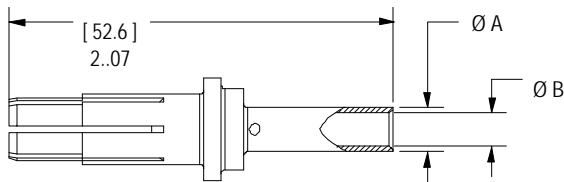
Part Number	Description
1387G3	Hydraulic tool for power contacts
E160-36	Extraction tool

*Note: For tooling die information, see tooling chart on website.*

## DIMENSIONS

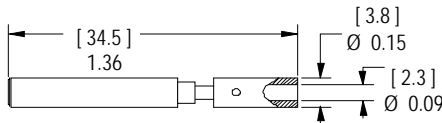
### Socket Contact

Part Number	- Wire -		- Ø A -		- Ø B -	
	AWG	mm <sup>2</sup>	in.	mm	in.	mm
80-1110	#8	10	0.24	6.1	0.18	4.6
80-1116	#6	16	0.33	8.4	0.24	6.1
80-1125	#4	25	0.43	10.9	0.31	7.9
80-1135	#2	35	0.49	12.4	0.35	8.9



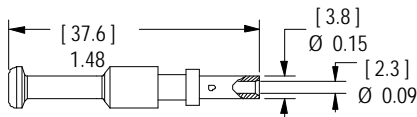
### Upper Auxiliary Contact

E80-33 upper auxiliary contact for #18 / 14 AWG or (1.5 / 2.5 mm<sup>2</sup> wire)

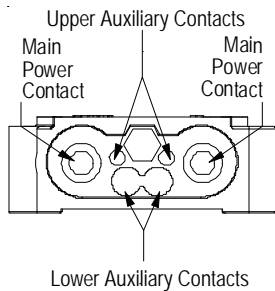


### Lower Auxiliary Contact

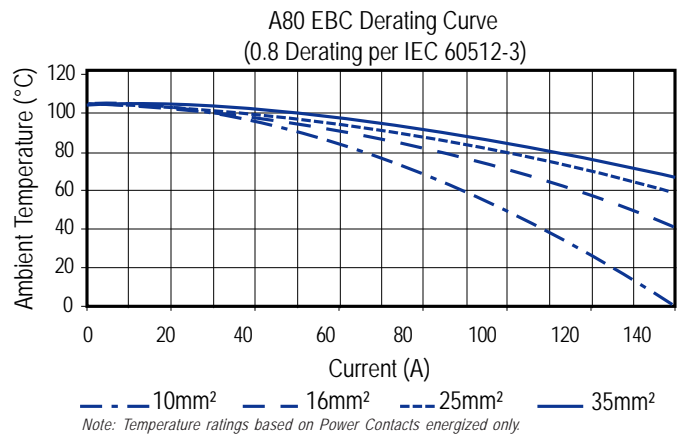
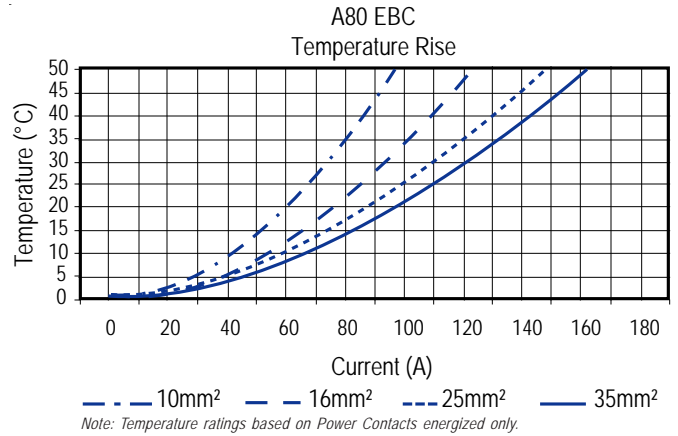
E80-31 lower auxiliary contact for #18 / 14 AWG or (1.5 / 2.5 mm<sup>2</sup> wire)



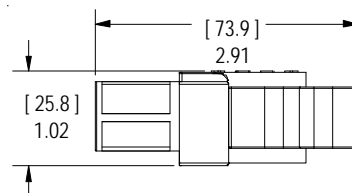
### Housing Front View



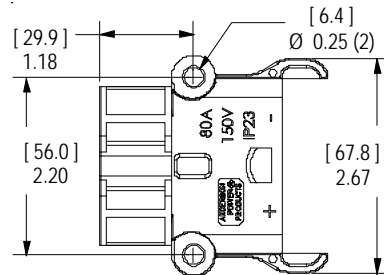
## TEMPERATURE CHARTS



### Housing Side View



### Housing Top View



All Data Subject To Change Without Notice

DS-A80EBCF REV03

# Mouser Electronics

Authorized Distributor

Click to View Pricing, Inventory, Delivery & Lifecycle Information:

## Anderson Power Products:

[A80510-0009](#) [A80510-0039](#) [A80510-1009](#) [A80510-1039](#) [A80516-0009](#) [A80516-0019](#) [A80516-1009](#) [A80525-0009](#)  
[A80525-1009](#) [A80516-13C9](#)



Компания «ЭлектроПласт» предлагает заключение долгосрочных отношений при поставках импортных электронных компонентов на взаимовыгодных условиях!

Наши преимущества:

- Оперативные поставки широкого спектра электронных компонентов отечественного и импортного производства напрямую от производителей и с крупнейших мировых складов;
- Поставка более 17-ти миллионов наименований электронных компонентов;
- Поставка сложных, дефицитных, либо снятых с производства позиций;
- Оперативные сроки поставки под заказ (от 5 рабочих дней);
- Экспресс доставка в любую точку России;
- Техническая поддержка проекта, помощь в подборе аналогов, поставка прототипов;
- Система менеджмента качества сертифицирована по Международному стандарту ISO 9001;
- Лицензия ФСБ на осуществление работ с использованием сведений, составляющих государственную тайну;
- Поставка специализированных компонентов (Xilinx, Altera, Analog Devices, Intersil, Interpoint, Microsemi, Aeroflex, Peregrine, Syfer, Eurofarad, Texas Instrument, Miteq, Cobham, E2V, MA-COM, Hittite, Mini-Circuits, General Dynamics и др.);

Помимо этого, одним из направлений компании «ЭлектроПласт» является направление «Источники питания». Мы предлагаем Вам помощь Конструкторского отдела:

- Подбор оптимального решения, техническое обоснование при выборе компонента;
- Подбор аналогов;
- Консультации по применению компонента;
- Поставка образцов и прототипов;
- Техническая поддержка проекта;
- Защита от снятия компонента с производства.



#### Как с нами связаться

**Телефон:** 8 (812) 309 58 32 (многоканальный)

**Факс:** 8 (812) 320-02-42

**Электронная почта:** [org@eplast1.ru](mailto:org@eplast1.ru)

**Адрес:** 198099, г. Санкт-Петербург, ул. Калинина, дом 2, корпус 4, литера А.