

Inductors for Power Supply Circuit

Wound/STD • magnetic shielded

VLM series

Type: VLM10555-2
 VLM10555-3
 VLM13580-D1

Issue date: September 2011

- All specifications are subject to change without notice.
 - Conformity to RoHS Directive: This means that, in conformity with EU Directive 2002/95/EC, lead, cadmium, mercury, hexavalent chromium, and specific bromine-based flame retardants, PBB and PBDE, have not been used, except for exempted applications.
-

Inductors for Power Supply Circuit Wound/STD • Magnetic Shielded

Conformity to RoHS Directive

VLM Series VLM10555-2

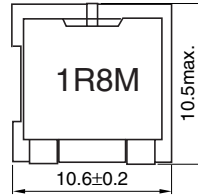
FEATURES

- Low loss and large current capability design.
- High magnetic shield construction should actualize high resolution for EMC protection.
- Magnetic coupling type core with low magnetic flux leakage and a three-terminal structure.
- Available for automatic mounting in tape and reel package.

APPLICATIONS

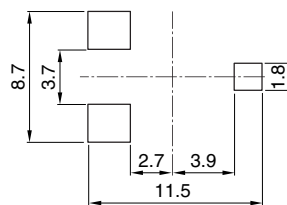
Note book type and mobile computers, amusement equipment, DVD players, VRMs, plasma displays, etc.

SHAPES AND DIMENSIONS



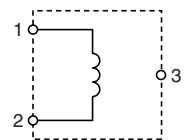
Dimensions in mm

RECOMMENDED PC BOARD PATTERN



Dimensions in mm

CIRCUIT DIAGRAM



ELECTRICAL CHARACTERISTICS

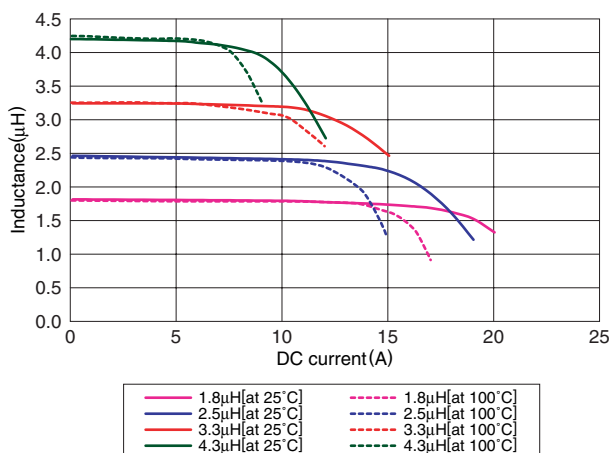
Part No.	Inductance (μH)	Inductance tolerance (%)	Test frequency (kHz)	DC resistance (mΩ)		Rated current(A)*		
				[±15%]	typ.	Based on inductance change max.(typ.)		Based on temperature rise typ.
						[at 25°C]	[at 100°C]	
VLM10555T-1R8M8R8-2	1.8	±20	100	5.6	5.6	18(20)	14(16)	8.8
VLM10555T-2R5M8R0-2	2.5	±20	100	6.7	6.7	15(17)	12(14)	8
VLM10555T-3R3M7R2-2	3.3	±20	100	8.3	8.3	12(14)	10(12)	7.2
VLM10555T-4R3M7R2-2	4.3	±20	100	8.3	8.3	9(11)	7(9)	7.2

* Rated current: Value obtained when current flows and the temperature has risen to 40°C or when DC current flows and the nominal value of inductance has fallen by 30%, whichever is smaller.

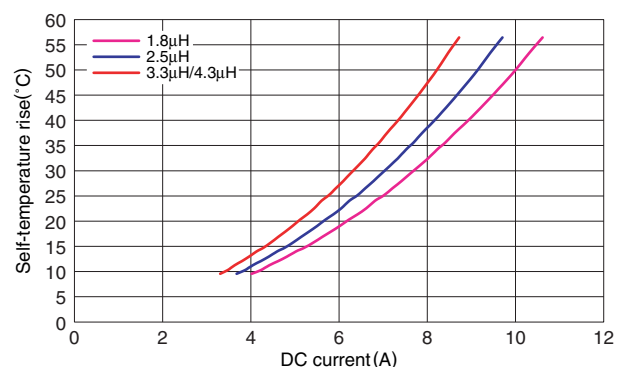
- Operating temperature range: -40 to +125°C (Including self-temperature rise)
- Test equipment WK 3260B PRECISION MAGNETICS ANALYZER, WK 3265B 25A DC BIAS UNIT, or equivalent

TYPICAL ELECTRICAL CHARACTERISTICS

INDUCTANCE CHANGE vs. DC SUPERPOSITION CHARACTERISTICS



TEMPERATURE RISE CHARACTERISTICS



• Conformity to RoHS Directive: This means that, in conformity with EU Directive 2002/95/EC, lead, cadmium, mercury, hexavalent chromium, and specific bromine-based flame retardants, PBB and PBDE, have not been used, except for exempted applications.

• All specifications are subject to change without notice.

Inductors for Power Supply Circuit Wound/STD • Magnetic Shielded

Conformity to RoHS Directive

VLM Series VLM10555-3

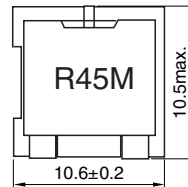
FEATURES

- Low loss and large current capability design.
- High magnetic shield construction should actualize high resolution for EMC protection.
- Magnetic coupling type core with low magnetic flux leakage and a three-terminal structure.
- Available for automatic mounting in tape and reel package.

APPLICATIONS

Note book type and mobile computers, amusement equipment, DVD players, VRMs, plasma displays, etc.

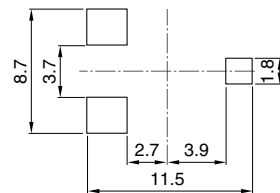
SHAPES AND DIMENSIONS



Dimensions in mm

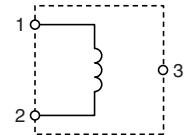


RECOMMENDED PC BOARD PATTERN



Dimensions in mm

CIRCUIT DIAGRAM



ELECTRICAL CHARACTERISTICS

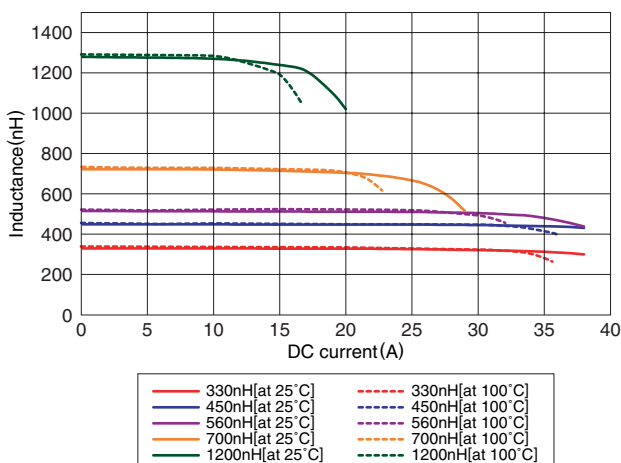
Part No.	Inductance (nH)	Inductance tolerance (%)	Test frequency (kHz)	DC resistance (mΩ)		Rated current(A)*		Based on temperature rise typ.
				max.	typ.	Based on inductance change max.	Based on inductance change max.	
VLM10555T-R33M180-3	330	±20	100	1.2	0.95	34	30	18
VLM10555T-R45M110-3	450	±20	100	2.6	2.2	40	34	11
VLM10555T-R56M120-3	560	±20	100	2.5	2.1	34	26	12
VLM10555T-R70M120-3	700	±20	100	2.5	2.1	26	21	12
VLM10555T-1R2M100-3	1200	±20	100	3.2	2.7	18	15	10

* Rated current: Value obtained when current flows and the temperature has risen to 40°C or when DC current flows and the nominal value of inductance has fallen by 30%, whichever is smaller.

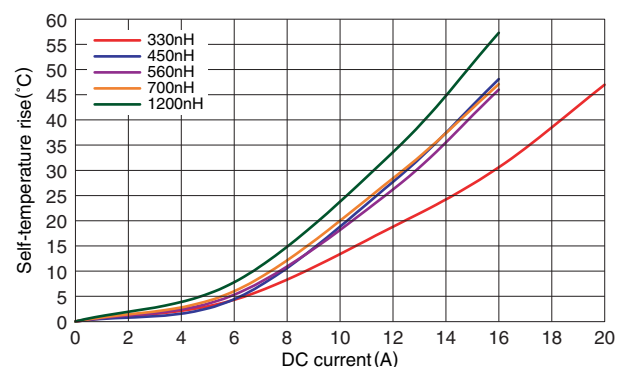
- Operating temperature range: -40 to +125°C (Including self-temperature rise)
- Test equipment WK 3260B PRECISION MAGNETICS ANALYZER, WK 3265B 25A DC BIAS UNIT, or equivalent

TYPICAL ELECTRICAL CHARACTERISTICS

INDUCTANCE CHANGE vs. DC SUPERPOSITION CHARACTERISTICS



TEMPERATURE RISE CHARACTERISTICS



• Conformity to RoHS Directive: This means that, in conformity with EU Directive 2002/95/EC, lead, cadmium, mercury, hexavalent chromium, and specific bromine-based flame retardants, PBB and PBDE, have not been used, except for exempted applications.

• All specifications are subject to change without notice.

Inductors for Power Supply Circuit Wound/STD • Magnetic Shielded

Conformity to RoHS Directive

VLM Series VLM13580-D1

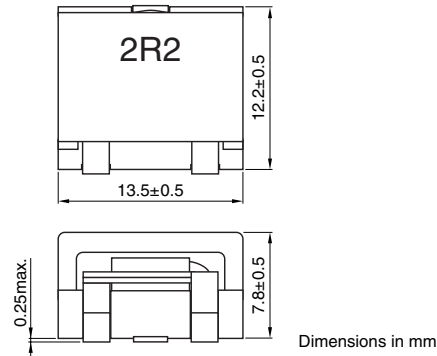
FEATURES

- Low loss and large current capability design.
- High magnetic shield construction should actualize high resolution for EMC protection.
- Magnetic coupling type core with low magnetic flux leakage and a three-terminal structure.
- Available for automatic mounting in tape and reel package.

APPLICATIONS

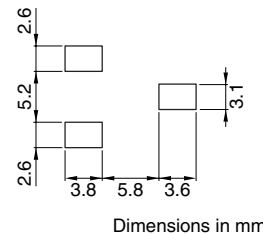
Mobile computers etc.

SHAPES AND DIMENSIONS



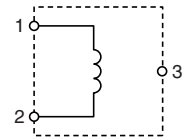
Dimensions in mm

RECOMMENDED PC BOARD PATTERN



Dimensions in mm

CIRCUIT DIAGRAM



ELECTRICAL CHARACTERISTICS

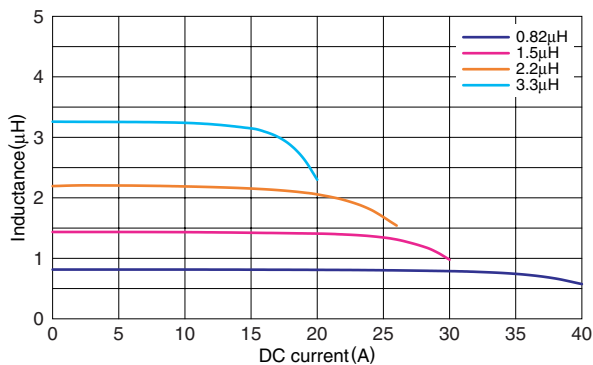
Part No.	Inductance (μH)	Inductance tolerance (%)	Test frequency (kHz)	DC resistance (mΩ)		Rated current(A)*		
				[±15%] max.	typ.	Based on inductance change max.	Based on temperature rise typ.	Based on temperature rise
							Self-temperature rise 20°C	Self-temperature rise 40°C
VLM13580T-R82M-D1	0.82	±20	100	2	1.7	36	12.6	18.5
VLM13580T-1R5M-D1	1.5	±20	100	2.5	2.1	26	11.7	17.2
VLM13580T-2R2M-D1	2.2	±20	100	3.9	3.3	20	10.5	14.8
VLM13580T-3R3M-D1	3.3	±20	100	4.5	3.8	18	8.4	11.7

* Rated current: Value obtained when current flows and the temperature has risen to 20°C or 40°C or when DC current flows and the initial value of inductance has fallen by 30%, whichever is smaller.

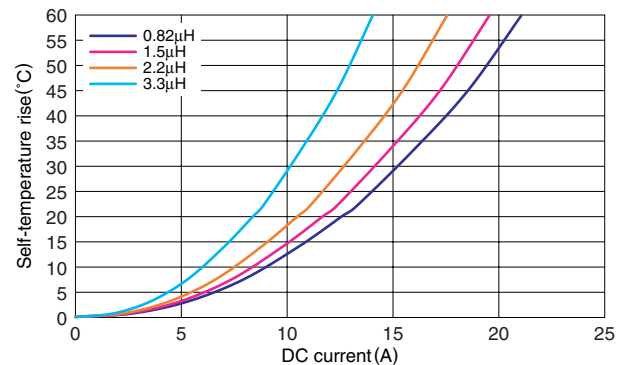
- Operating temperature range: -40 to +150°C (Including self-temperature rise)
- Test equipment WK 3260B PRECISION MAGNETICS ANALYZER, WK 3265B 25A DC BIAS UNIT, or equivalent

TYPICAL ELECTRICAL CHARACTERISTICS

INDUCTANCE CHANGE vs. DC SUPERPOSITION CHARACTERISTICS



TEMPERATURE RISE CHARACTERISTICS



• Conformity to RoHS Directive: This means that, in conformity with EU Directive 2002/95/EC, lead, cadmium, mercury, hexavalent chromium, and specific bromine-based flame retardants, PBB and PBDE, have not been used, except for exempted applications.

• All specifications are subject to change without notice.



Компания «ЭлектроПласт» предлагает заключение долгосрочных отношений при поставках импортных электронных компонентов на взаимовыгодных условиях!

Наши преимущества:

- Оперативные поставки широкого спектра электронных компонентов отечественного и импортного производства напрямую от производителей и с крупнейших мировых складов;
- Поставка более 17-ти миллионов наименований электронных компонентов;
- Поставка сложных, дефицитных, либо снятых с производства позиций;
- Оперативные сроки поставки под заказ (от 5 рабочих дней);
- Экспресс доставка в любую точку России;
- Техническая поддержка проекта, помощь в подборе аналогов, поставка прототипов;
- Система менеджмента качества сертифицирована по Международному стандарту ISO 9001;
- Лицензия ФСБ на осуществление работ с использованием сведений, составляющих государственную тайну;
- Поставка специализированных компонентов (Xilinx, Altera, Analog Devices, Intersil, Interpoint, Microsemi, Aeroflex, Peregrine, Syfer, Eurofarad, Texas Instrument, Miteq, Cobham, E2V, MA-COM, Hittite, Mini-Circuits, General Dynamics и др.);

Помимо этого, одним из направлений компании «ЭлектроПласт» является направление «Источники питания». Мы предлагаем Вам помощь Конструкторского отдела:

- Подбор оптимального решения, техническое обоснование при выборе компонента;
- Подбор аналогов;
- Консультации по применению компонента;
- Поставка образцов и прототипов;
- Техническая поддержка проекта;
- Защита от снятия компонента с производства.



Как с нами связаться

Телефон: 8 (812) 309 58 32 (многоканальный)

Факс: 8 (812) 320-02-42

Электронная почта: org@eplast1.ru

Адрес: 198099, г. Санкт-Петербург, ул. Калинина, дом 2, корпус 4, литера А.