

Main

Range of product	OsiSense XC
Series name	Special format
Product or component type	Microswitch
Device short name	XEP4
Detector design	Subminiature, DIN 41635 B format, sealed
Head type	Plunger head
Lever material	Glass reinforced polyamide roller Stainless steel
Lever fixing position	A
Movement of operating head	Linear
Type of operator	Roller lever
Type of approach	Lateral approach
Electrical connection	Pre-cabled
Cable length	1.64 ft (0.5 m)
Cable composition	3 x 0.5 mm ²
Contacts type and composition	1 C/O standard
Contact operation	Snap action
Contacts material	AgCdO

Complementary

Body material	Polyester
Maximum force for tripping	0.83 N lever fixing position in A 1.67 N lever fixing position in B
Minimum release force	0.27 N lever fixing position in A 0.53 N lever fixing position in B
Maximum permissible end of travel force	3.33 N lever fixing position in A 6.67 N lever fixing position in B
Tripping point	0.57 in (14.5 mm) lever fixing position in B 0.61 in (15.5 mm) lever fixing position in A
Maximum differential travel	0.01 in (0.2 mm) lever fixing position in B 0.02 in (0.39 mm) lever fixing position in A
Minimum over travel	0.04 in (0.9 mm) lever fixing position in B 0.07 in (1.8 mm) lever fixing position in A
Inter contact distance	0.02 in (0.4 mm)
Contact code designation	B300; AC-15(U _e = 240 V, I _e = 1.5 A) conforming to EN/IEC 60947-5-1 appendix A R300; DC-13(U _e = 250 V, I _e = 0.1 A) conforming to EN/IEC 60947-5-1 appendix A
[I _{th}] conventional free air thermal current	7.5 A at 250 V 50/60 Hz
Mechanical durability	2000000 cycles
Width	0.28 in (7 mm)
Height	0.59 in (15 mm)
Depth	0.79 in (20 mm)
Product weight	0.53 oz (14.9 g)
Terminals description ISO n°1	(1-2-4)OC

Environment

IP degree of protection	IP67
ambient air temperature for operation	-40...221 °F (-40...105 °C)
marking	CE

The information provided in this documentation contains general descriptions and/or technical characteristics of the products contained herein. This documentation is not intended as a substitute for and is not to be used for determining suitability or reliability of these products for specific user applications. It is the duty of any such user or integrator to perform the appropriate and complete risk analysis, evaluation and testing of the products with respect to the relevant specific application or use thereof. Neither Schneider Electric Industries SAS nor any of its affiliates or subsidiaries shall be responsible or liable for misuse of the information contained herein.

standards

CURus
EN 60947-5-1
EN 61058
IEC 60947-5-1
UL 1054

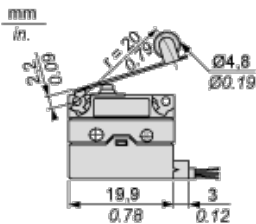
Offer Sustainability

Green Premium product	Green Premium product
Compliant - since 0544 - Schneider Electric declaration of conformity	Compliant - since 0544 - Schneider Electric declaration of conformity
Reference not containing SVHC above the threshold	Reference not containing SVHC above the threshold
Need no specific recycling operations	Need no specific recycling operations
WARNING: This product can expose you to chemicals including:	WARNING: This product can expose you to chemicals including:
Diisononyl phthalate (DINP), which is known to the State of California to cause cancer, and	Diisononyl phthalate (DINP), which is known to the State of California to cause cancer, and
Di-isodecyl phthalate (DIDP), which is known to the State of California to cause birth defects or other reproductive harm.	Di-isodecyl phthalate (DIDP), which is known to the State of California to cause birth defects or other reproductive harm.
For more information go to www.p65warnings.ca.gov	For more information go to www.p65warnings.ca.gov

Contractual warranty

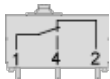
Warranty period	18 months
-----------------	-----------

Dimensions



Wiring Diagram

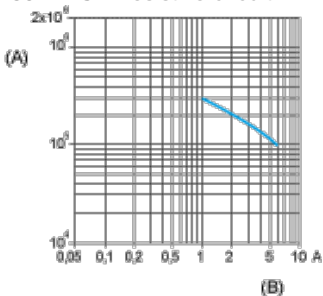
Single-pole CO Snap Action



- 1 : Black
- 2 : Grey
- 4 : Blue

Operating Curves

250 V AC : Resistive circuit



- (A) Number of cycles
- (B) Current



Компания «ЭлектроПласт» предлагает заключение долгосрочных отношений при поставках импортных электронных компонентов на взаимовыгодных условиях!

Наши преимущества:

- Оперативные поставки широкого спектра электронных компонентов отечественного и импортного производства напрямую от производителей и с крупнейших мировых складов;
- Поставка более 17-ти миллионов наименований электронных компонентов;
- Поставка сложных, дефицитных, либо снятых с производства позиций;
- Оперативные сроки поставки под заказ (от 5 рабочих дней);
- Экспресс доставка в любую точку России;
- Техническая поддержка проекта, помощь в подборе аналогов, поставка прототипов;
- Система менеджмента качества сертифицирована по Международному стандарту ISO 9001;
- Лицензия ФСБ на осуществление работ с использованием сведений, составляющих государственную тайну;
- Поставка специализированных компонентов (Xilinx, Altera, Analog Devices, Intersil, Interpoint, Microsemi, Aeroflex, Peregrine, Syfer, Eurofarad, Texas Instrument, Miteq, Cobham, E2V, MA-COM, Hittite, Mini-Circuits, General Dynamics и др.);

Помимо этого, одним из направлений компании «ЭлектроПласт» является направление «Источники питания». Мы предлагаем Вам помощь Конструкторского отдела:

- Подбор оптимального решения, техническое обоснование при выборе компонента;
- Подбор аналогов;
- Консультации по применению компонента;
- Поставка образцов и прототипов;
- Техническая поддержка проекта;
- Защита от снятия компонента с производства.



Как с нами связаться

Телефон: 8 (812) 309 58 32 (многоканальный)

Факс: 8 (812) 320-02-42

Электронная почта: org@eplast1.ru

Адрес: 198099, г. Санкт-Петербург, ул. Калинина, дом 2, корпус 4, литера А.