FEATURES SELECTION GUIDE

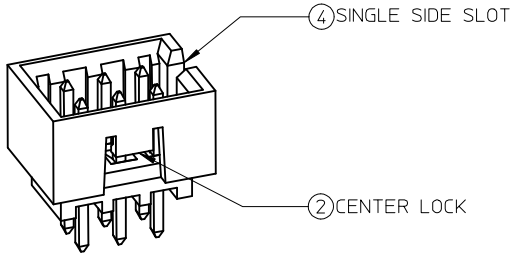

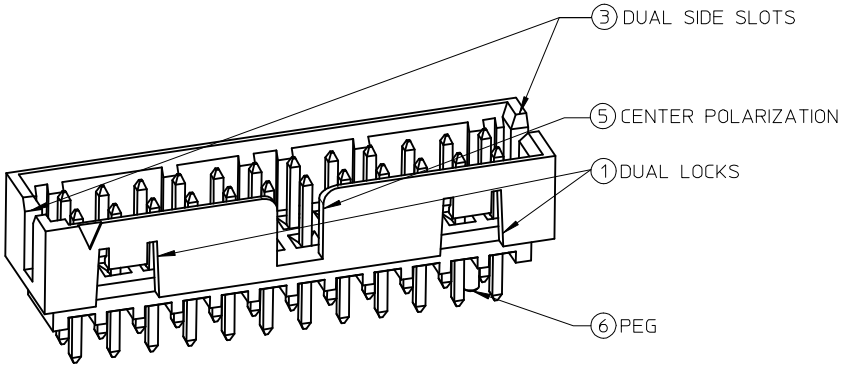

CIRCUIT SIZE	FEATURES						SHEET NO
	FRICTION LOCKS		SIDE SLOTS				
	1 DUAL	2 CENTER	3 DUAL	4 SINGLE	5 CENTER POLARIZATION	6 PEG	
4	N.A	N.A	YES	N.A	N.A	N.A	2 - 3
	N.A	YES	YES	N.A	N.A	N.A	
	N.A	YES	N.A	YES	N.A	N.A	
6	N.A	N.A	YES	N.A	N.A	N.A	4 - 5
	N.A	N.A	YES	N.A	N.A	YES	
	N.A	YES	YES	N.A	N.A	N.A	
	N.A	YES	YES	N.A	N.A	YES	
	N.A	YES	N.A	YES	N.A	N.A	
	N.A	YES	N.A	YES	N.A	YES	
	N.A	N.A	YES	N.A	YES	N.A	
8 TO 12	N.A	N.A	YES	N.A	YES	N.A	6 - 8
	N.A	N.A	YES	N.A	YES	YES	
	N.A	YES	YES	N.A	N.A	N.A	
	N.A	YES	YES	N.A	N.A	YES	
	N.A	YES	N.A	YES	N.A	N.A	
	N.A	YES	N.A	YES	N.A	YES	
14 TO 50	YES	N.A	YES	N.A	YES	N.A	9 - 13
	YES	N.A	YES	N.A	YES	YES	

RELEASED
EC NO: S2015-1188
DRWN:GMENARLY 2015/04/15
CHKD:CGOH 2015/06/29
APPR:KHLIM 2015/06/29
REV A
DESCRIPTION

QUALITY SYMBOLS
FA=0
FC=0
FP=0

GENERAL TOLERANCES (UNLESS SPECIFIED)

	mm	INCH
4 PLACES	± ---	± ---
3 PLACES	± ---	± ---
2 PLACES	± 0.20	± ---
1 PLACE	± ---	± ---
0 PLACE	± ---	± ---

ANGULAR ± 3 °

DRAFT WHERE APPLICABLE MUST REMAIN WITHIN DIMENSIONS

DIMENSION STYLE: MM ONLY
SCALE: NTS
DESIGN UNITS: METRIC
THIRD ANGLE PROJECTION

DRAWN BY: GMENARLY DATE: 2015/04/15
CHECKED BY: DATE:
APPROVED BY: KHLIM DATE: 2015/06/29

TITLE: MILLIGRID 2MM PITCH, THROUGH HOLE VERTICAL SHROUDED HEADER

molex

MATERIAL NO.: SEE TABLE
DOCUMENT NO.: SD-87831-0001
SHEET NO.: 1 OF 13
SIZE: A3

THIS DRAWING CONTAINS INFORMATION THAT IS PROPRIETARY TO MOLEX INCORPORATED AND SHOULD NOT BE USED WITHOUT WRITTEN PERMISSION

4 CIRCUITS

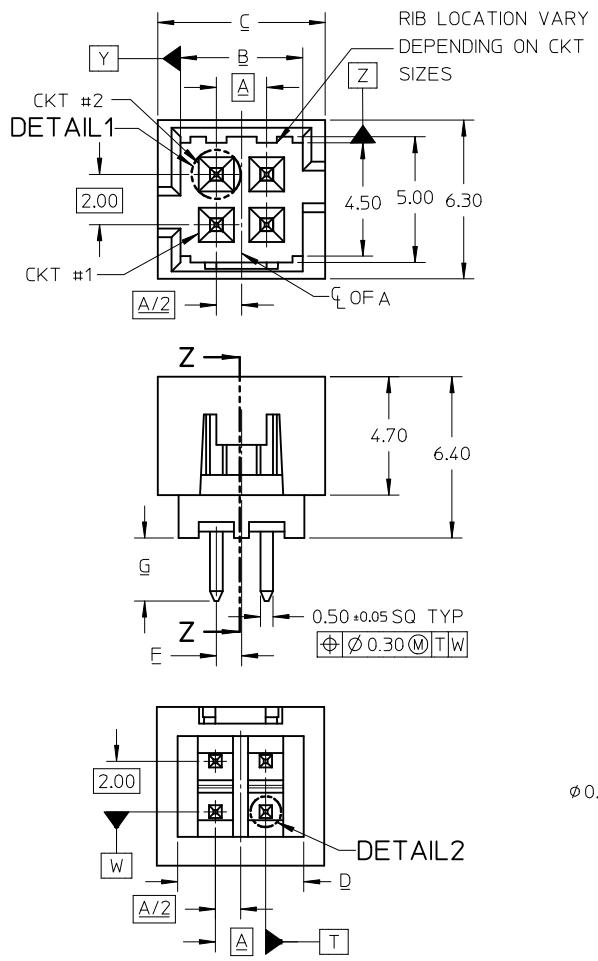

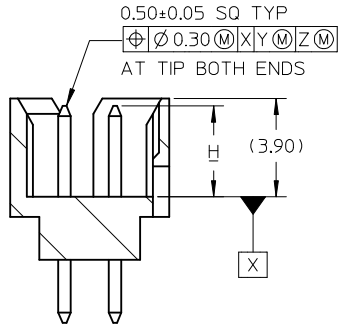

SECTION Z-Z

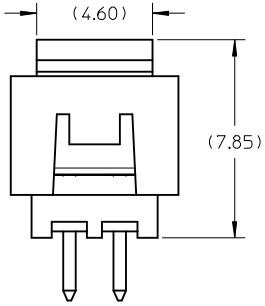

VIEW FOR HEADER WITH CAP

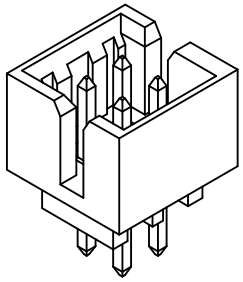

VIEW FOR HEADER WITH ONLY DUAL SLOTS

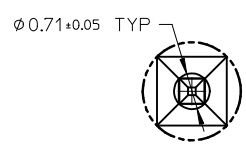

DETAIL1

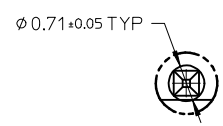

DETAIL2

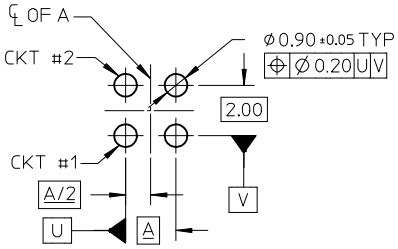

RECOMMENDED PCB LAYOUT

NOTES:

1. MATERIALS:
   HOUSING: 30% GF, NYLON, UL94V-0, COLOR: BLACK
   PIN: 0.50MM SQ PHOSPHOR BRONZE
2. FINISHES: REFER TO PLATING OPTIONS
3. PRODUCT SPECIFICATION: PS-87831-027
4. PACKAGING SPECIFICATION:
   TUBE: PK-87831-001 , TAPE AND REEL: PK-87831-300
5. MATES WITH: A. MOLEX CRIMP RECEPTACLE HOUSING: 51110 SERIES AND CRIMP TERMINAL: 50394 SERIES
   B. MOLEX 2MM MILLIGRID DUAL ROW IDT: 87568 SERIES
   C. MOLEX 2MM MILLIGRID DUAL ROW RECEPTACLE: 79107 (GOLD PLATED), 78787 (TIN PLATED)

RELEASED	EC NO: S2015-1188	DRWN:GMENARLY	2015/04/15
		CH'KD:CGOH	2015/06/29
		APPR:KHLIM	2015/06/29
REV	A	DESCRIPTION	

QUALITY SYMBOLS: F_A=0, F_C=0, F_P=0

GENERAL TOLERANCES (UNLESS SPECIFIED)

	mm	INCH
4 PLACES	± ---	± ---
3 PLACES	± ---	± ---
2 PLACES	± 0.20	± ---
1 PLACE	± ---	± ---
0 PLACE	± ---	± ---

ANGULAR ± 3 °

DRAFT WHERE APPLICABLE MUST REMAIN WITHIN DIMENSIONS

DIMENSION STYLE: MM ONLY	SCALE: NTS	DESIGN UNITS: METRIC	THIRD ANGLE PROJECTION
DRAWN BY: GMENARLY	DATE: 2015/04/15	TITLE: MILLIGRID 2MM PITCH, THROUGH HOLE VERTICAL SHROUDED HEADER	
CHECKED BY	DATE		
APPROVED BY: KHLIM	DATE: 2015/06/29	molex	
MATERIAL NO.: SEE TABLE		DOCUMENT NO.: SD-87831-0001	SHEET NO.: 2 OF 13
SIZE: A3			

THIS DRAWING CONTAINS INFORMATION THAT IS PROPRIETARY TO MOLEX INCORPORATED AND SHOULD NOT BE USED WITHOUT WRITTEN PERMISSION

4 CIRCUITS

CKT SIZE	ASSY P/N WITHOUT CAP IN TUBE	ASSY P/N WITH CAP IN TUBE	ASSY P/N WITH CAP IN T&R	PLATING OPTIONS	FRICTION LOCKS		SIDE SLOTS		CENTER POLARIZATION	PEG	DIMENSION							
					DUAL	CENTER	DUAL	SINGLE			A	B	C	D	E	F	G	H
4	87831-0419	N.A	N.A	1	N.A	N.A	YES	N.A	N.A	N.A	2.00	4.85	6.65	5.00	N.A	N.A	2.50	3.60±0.20
	87831-0420	N.A	N.A	2														
	87831-0421	N.A	N.A	3														
	87831-0436	N.A	N.A	4														
	87831-0441	87831-0456	N.A	2	N.A	YES	YES	N.A	N.A	N.A						1.00	2.50	
	87831-0442	N.A	N.A	3														
	87831-5141	N.A	N.A	2	N.A	YES	YES	N.A	N.A	N.A							3.50	
	87831-5142	N.A	N.A	3														
	87831-6141	N.A	N.A	2	N.A	YES	YES	N.A	N.A	N.A							2.80	
	87831-6142	N.A	N.A	3														
	87831-0443	N.A	N.A	2	N.A	YES	N.A	YES	N.A	N.A							2.50	$3.60^{+0.15}_{-0.10}$
	87831-0444	N.A	N.A	3														

PLATING OPTIONS:

1 - 0.05-0.13um/2-5uin GOLD IN CONTACT AREA AND
1.88um/75uin MIN. MATTE TIN IN SOLDER TAIL AREA OVER
1.27um/50uin MIN. NICKEL OVERALL.

2 - 0.38um/15uin GOLD IN CONTACT AREA AND
1.88um/75uin MIN. MATTE TIN IN SOLDER TAIL AREA OVER
1.27um/50uin MIN. NICKEL OVERALL.

3 - 0.76um/30uin GOLD IN CONTACT AREA AND
1.88um/75uin MIN. MATTETIN IN SOLDER TAIL AREA OVER
1.27um/50uin MIN. NICKEL OVERALL.

4 - 2.50um/100uin MIN. MATTE TIN OVER 1.25um/50uin MIN. NICKEL OVERALL.

RELEASED
EC NO: S2015-1188
DRWN:GMENARLY 2015/04/15
CH'KD:CGOH 2015/06/29
APPR:KHLIM 2015/06/29
DESCRIPTION
A
REV

QUALITY SYMBOLS
F_A=0
F_C=0
F_P=0

GENERAL TOLERANCES (UNLESS SPECIFIED)

	mm	INCH
4 PLACES	± ---	± ---
3 PLACES	± ---	± ---
2 PLACES	± 0.20	± ---
1 PLACE	± ---	± ---
0 PLACE	± ---	± ---

ANGULAR ± 3 °

DRAFT WHERE APPLICABLE MUST REMAIN WITHIN DIMENSIONS

DIMENSION STYLE: MM ONLY
SCALE: NTS
DESIGN UNITS: METRIC
THIRD ANGLE PROJECTION

DRAWN BY: GMENARLY DATE: 2015/04/15
CHECKED BY: DATE:
APPROVED BY: KHLIM DATE: 2015/06/29

TITLE: MILLIGRID 2MM PITCH, THROUGH HOLE VERTICAL SHROUDED HEADER

molex

MATERIAL NO.: SEE TABLE
DOCUMENT NO.: SD-87831-0001
SHEET NO.: 3 OF 13
SIZE: A3

THIS DRAWING CONTAINS INFORMATION THAT IS PROPRIETARY TO MOLEX INCORPORATED AND SHOULD NOT BE USED WITHOUT WRITTEN PERMISSION

tb_frame_A3_P_AM_T
Rev. G 2012/01/11

6 CIRCUITS

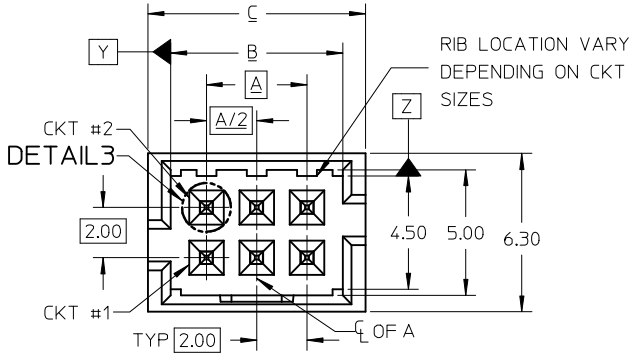

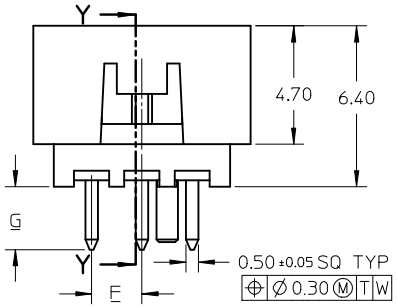

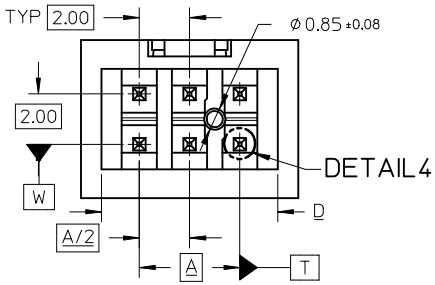

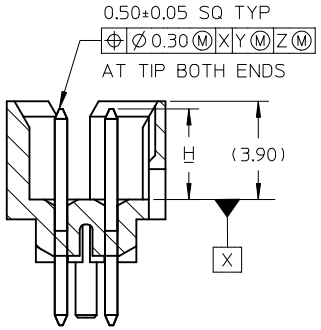

SECTION Y-Y

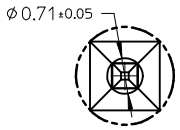

DETAIL3

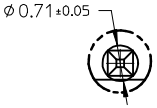

DETAIL4

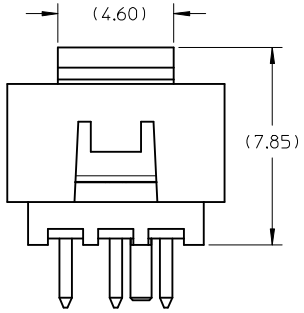

VIEW FOR HEADER WITH CAP

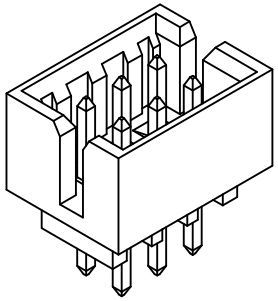

VIEW FOR HEADER WITH ONLY DUAL SLOTS

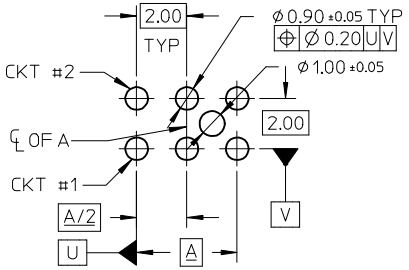

RECOMMENDED PCB LAYOUT

NOTES:

1. MATERIALS:
   HOUSING: 30% GF, NYLON, UL94V-0, COLOR: BLACK
   PIN: 0.50MM SQ PHOSPHOR BRONZE
2. FINISHES: REFER TO PLATING OPTIONS
3. PRODUCT SPECIFICATION: PS-87831-027
4. PACKAGING SPECIFICATION:
   TUBE: PK-87831-001 , TAPE AND REEL: PK-87831-300
5. MATES WITH: A. MOLEX CRIMP RECEPTACLE HOUSING: 51110 SERIES
   AND CRIMP TERMINAL: 50394 SERIES
   B. MOLEX 2MM MILLIGRID DUAL ROW IDT: 87568 SERIES
   C. MOLEX 2MM MILLIGRID DUAL ROW RECEPTACLE:
   79107 (GOLD PLATED), 78787 (TIN PLATED)

RELEASED	EC NO: S2015-1188	DRWN:GMENARLY 2015/04/15	CHKD:LGOH 2015/06/29	APPR:KHLIM 2015/06/29
REV: A	DESCRIPTION		

QUALITY SYMBOLS: F_A=0, F_C=0, F_P=0

GENERAL TOLERANCES (UNLESS SPECIFIED)	mm	INCH
4 PLACES	± ---	± ---
3 PLACES	± ---	± ---
2 PLACES	± 0.20	± ---
1 PLACE	± ---	± ---
0 PLACE	± ---	± ---
ANGULAR ± 3 °		

DRAFT WHERE APPLICABLE MUST REMAIN WITHIN DIMENSIONS

DIMENSION STYLE: MM ONLY	SCALE: NTS	DESIGN UNITS: METRIC	THIRD ANGLE PROJECTION
DRAWN BY: GMENARLY	DATE: 2015/04/15	TITLE: MILLIGRID 2MM PITCH, THROUGH HOLE VERTICAL SHROUDED HEADER	
CHECKED BY	DATE		
APPROVED BY: KHLIM	DATE: 2015/06/29	molex	
MATERIAL NO.: SEE TABLE		DOCUMENT NO.: SD-87831-0001	SHEET NO.: 4 OF 13
SIZE: A3	THIS DRAWING CONTAINS INFORMATION THAT IS PROPRIETARY TO MOLEX INCORPORATED AND SHOULD NOT BE USED WITHOUT WRITTEN PERMISSION		

tb_frame_A3_P_AM_T
Rev. G 2012/01/11

6 CIRCUITS

CKT SIZE	ASSY P/N WITHOUT CAP IN TUBE	ASSY P/N WITH CAP IN TUBE	ASSY P/N WITH CAP IN T&R	PLATING OPTIONS	FRICTION LOCKS		SIDE SLOTS		CENTER POLARIZATION	PEG	DIMENSION							
					DUAL	CENTER	DUAL	SINGLE			A	B	C	D	E	F	G	H
6	87831-0619	N.A	N.A	1	N.A	N.A	YES	N.A	N.A	N.A	4.00	6.85	8.65	7.00	N.A	N.A	2.50	3.60±0.20
	87831-0620	N.A	N.A	2														
	87831-0621	N.A	N.A	3														
	87831-0636	N.A	N.A	4														
	87831-0628	N.A	N.A	2	N.A	N.A	YES	N.A	N.A	YES						N.A	2.50	
	87831-0629	N.A	N.A	3														
	87831-0641	N.A	N.A	2	N.A	YES	YES	N.A	N.A	N.A						2.00	2.50	
	87831-0642	N.A	87831-5552	3														
	87831-5241	N.A	N.A	2	N.A	YES	YES	N.A	N.A	N.A							3.50	
	87831-5242	N.A	N.A	3														
	87831-6241	N.A	N.A	2	N.A	YES	YES	N.A	N.A	N.A							2.80	
	87831-6242	N.A	N.A	3														
	87831-0643	N.A	N.A	2	N.A	YES	N.A	YES	N.A	N.A							2.50	$3.60^{+0.15}_{-0.10}$
	87831-0644	N.A	N.A	3														
	87831-0645	N.A	N.A	2	N.A	YES	N.A	YES	N.A	YES							2.50	
	87831-0646	N.A	N.A	3														
	87831-0632	N.A	N.A	2	N.A	YES	YES	N.A	N.A	YES							2.50	
	87831-5119	N.A	N.A	1	N.A	N.A	YES	N.A	YES	N.A						N.A	2.50	3.60±0.20

PLATING OPTIONS:

1 - 0.05-0.13um/2-5uin GOLD IN CONTACT AREA AND
1.88um/75uin MIN. MATTE TIN IN SOLDER TAIL AREA OVER
1.27um/50uin MIN. NICKEL OVERALL.

2 - 0.38um/15uin GOLD IN CONTACT AREA AND
1.88um/75uin MIN. MATTE TIN IN SOLDER TAIL AREA OVER
1.27um/50uin MIN. NICKEL OVERALL.

3 - 0.76um/30uin GOLD IN CONTACT AREA AND
1.88um/75uin MIN. MATTE TIN IN SOLDER TAIL AREA OVER
1.27um/50uin MIN. NICKEL OVERALL.

4 - 2.50um/100uin MIN. MATTE TIN OVER 1.25um/50uin MIN. NICKEL OVERALL.

RELEASED
EC NO: S2015-1188
DRWN:GMENARLY 2015/04/15
CH'KD:CGOH 2015/06/29
APPR:KHLIM 2015/06/29
DESCRIPTION
A
REV

QUALITY SYMBOLS
F_A=0
F_C=0
F_P=0

GENERAL TOLERANCES (UNLESS SPECIFIED)

	mm	INCH
4 PLACES	± ---	± ---
3 PLACES	± ---	± ---
2 PLACES	± 0.20	± ---
1 PLACE	± ---	± ---
0 PLACE	± ---	± ---

ANGULAR ± 3 °

DRAFT WHERE APPLICABLE MUST REMAIN WITHIN DIMENSIONS

DIMENSION STYLE: MM ONLY
SCALE: NTS
DESIGN UNITS: METRIC
THIRD ANGLE PROJECTION

DRAWN BY: GMENARLY DATE: 2015/04/15
CHECKED BY: DATE:
APPROVED BY: KHLIM DATE: 2015/06/29

TITLE: MILLIGRID 2MM PITCH, THROUGH HOLE VERTICAL SHROUDED HEADER

molex

MATERIAL NO.: SEE TABLE
DOCUMENT NO.: SD-87831-0001
SHEET NO.: 5 OF 13
SIZE: A3

THIS DRAWING CONTAINS INFORMATION THAT IS PROPRIETARY TO MOLEX INCORPORATED AND SHOULD NOT BE USED WITHOUT WRITTEN PERMISSION

tb_frame_A3_P_AM_T
Rev. G 2012/01/11

8 TO 12 CIRCUITS

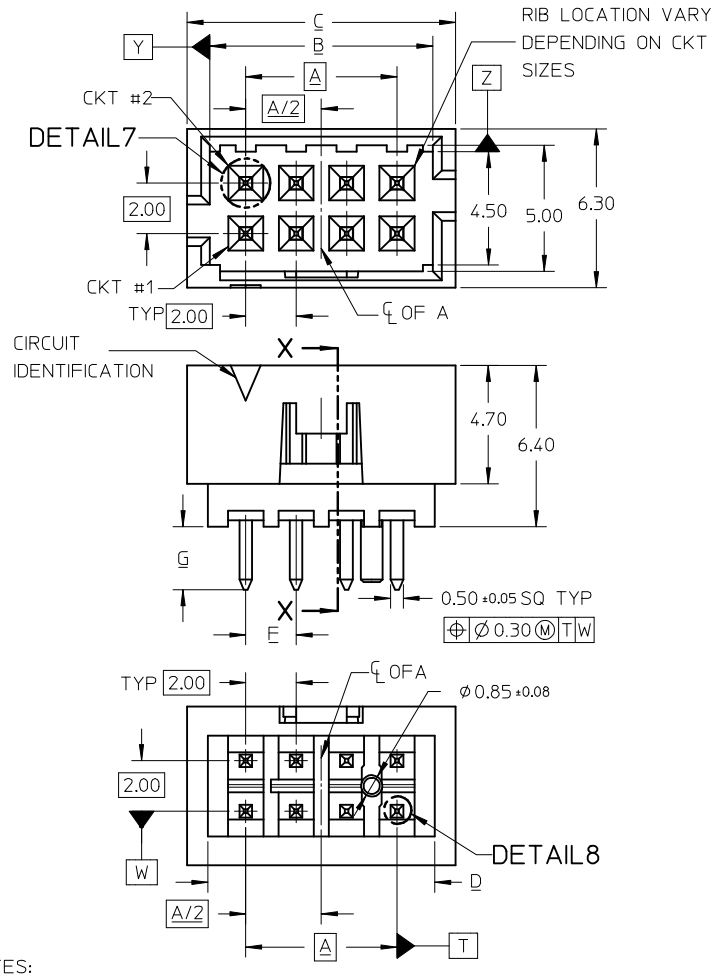

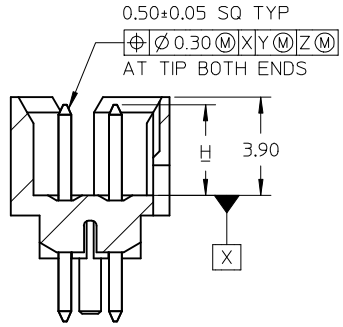

SECTION X-X

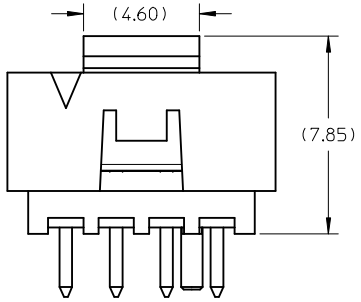

VIEW FOR HEADER WITH CAP

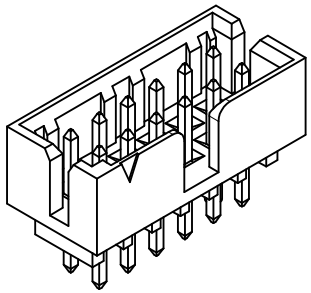

VIEW FOR HEADER WITH CENTER POLARIZATION AND DUAL SIDE SLOTS

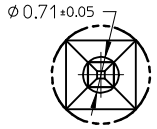

DETAIL7

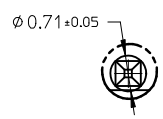

DETAIL8

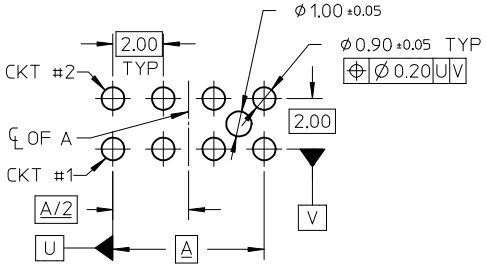

RECOMMENDED PCB LAYOUT

NOTES:

1. MATERIALS:
   HOUSING: 30% GF, NYLON, UL94V-0, COLOR: BLACK
   PIN: 0.50MM SQ PHOSPHOR BRONZE
2. FINISHES: REFER TO PLATING OPTIONS
3. PRODUCT SPECIFICATION: PS-87831-027
4. PACKAGING SPECIFICATION:
   TUBE: PK-87831-001 , TAPE AND REEL: PK-87831-300
5. MATES WITH: A. MOLEX CRIMP RECEPTACLE HOUSING: 51110 SERIES AND CRIMP TERMINAL: 50394 SERIES
   B. MOLEX 2MM MILLIGRID DUAL ROW IDT: 87568 SERIES
   C. MOLEX 2MM MILLIGRID DUAL ROW RECEPTACLE: 79107 (GOLD PLATED), 78787 (TIN PLATED)

RELEASED	EC NO: S2015-1188	DRWN:GMENARLY	2015/04/15
		CH'KD:CGOH	2015/06/29
		APPR:KHLIM	2015/06/29
A	REV	DESCRIPTION	

QUALITY SYMBOLS: F_A=0, F_C=0, F_P=0

GENERAL TOLERANCES (UNLESS SPECIFIED)

	mm	INCH
4 PLACES	± ---	± ---
3 PLACES	± ---	± ---
2 PLACES	± 0.20	± ---
1 PLACE	± ---	± ---
0 PLACE	± ---	± ---

ANGULAR ± 3 °

DRAFT WHERE APPLICABLE MUST REMAIN WITHIN DIMENSIONS

DIMENSION STYLE: MM ONLY	SCALE: NTS	DESIGN UNITS: METRIC	THIRD ANGLE PROJECTION
DRAWN BY: GMENARLY	DATE: 2015/04/15	TITLE: MILLIGRID 2MM PITCH, THROUGH HOLE VERTICAL SHROUDED HEADER	
CHECKED BY	DATE		
APPROVED BY: KHLIM	DATE: 2015/06/29	molex	
MATERIAL NO.: SEE TABLE		DOCUMENT NO.: SD-87831-0001	SHEET NO.: 6 OF 13
SIZE: A3			

THIS DRAWING CONTAINS INFORMATION THAT IS PROPRIETARY TO MOLEX INCORPORATED AND SHOULD NOT BE USED WITHOUT WRITTEN PERMISSION

8 CIRCUITS

CKT SIZE	ASSY P/N WITHOUT CAP IN TUBE	ASSY P/N WITH CAP IN TUBE	ASSY P/N WITH CAP IN T&R	PLATING OPTIONS	FRICTION LOCKS		SIDE SLOTS		CENTER POLARIZATION	PEG	DIMENSION							
					DUAL	CENTER	DUAL	SINGLE			A	B	C	D	E	F	G	H
8	87831-0819	N.A	N.A	1	N.A	N.A	YES	N.A	YES	N.A	6.00	8.85	10.65	9.00	N.A	N.A	2.50	3.60±0.20
	87831-0820	N.A	N.A	2														
	87831-0821	N.A	N.A	3														
	87831-0836	N.A	N.A	4														
	87831-0828	N.A	N.A	2	N.A	N.A	YES	N.A	YES	YES						N.A	2.50	
	87831-0829	N.A	N.A	3														
	87831-0841	N.A	87831-5551	2	N.A	YES	YES	N.A	N.A	N.A						3.00	2.50	
	87831-0842	N.A	N.A	3														
	87831-5441	N.A	N.A	2	N.A	YES	YES	N.A	N.A	N.A							3.50	
	87831-5442	N.A	N.A	3														
	N.A	87831-5541	N.A	2	N.A	YES	YES	N.A	N.A	N.A							2.80	
	N.A	87831-5542	N.A	3														
	87831-5741	N.A	N.A	2	N.A	YES	YES	N.A	N.A	N.A							4.70	
	87831-5742	N.A	N.A	3														
	87831-0832	N.A	N.A	2	N.A	YES	YES	N.A	N.A	YES							2.50	$3.60^{+0.15}_{-0.10}$
	87831-0843	N.A	N.A	2	N.A	YES	N.A	YES	N.A	N.A							2.50	
	87831-0844	N.A	N.A	3														
	87831-0845	N.A	N.A	2	N.A	YES	N.A	YES	N.A	YES							2.50	
	87831-0846	N.A	N.A	3														

PLATING OPTIONS:

1 - 0.05-0.13um/2-5uin GOLD IN CONTACT AREA AND 1.88um/75uin MIN. MATTE TIN IN SOLDER TAIL AREA OVER 1.27um/50uin MIN. NICKEL OVERALL.

2 - 0.38um/15uin GOLD IN CONTACT AREA AND 1.88um/75uin MIN. MATTE TIN IN SOLDER TAIL AREA OVER 1.27um/50uin MIN. NICKEL OVERALL.

3 - 0.76um/30uin GOLD IN CONTACT AREA AND 1.88um/75uin MIN. MATTE TIN IN SOLDER TAIL AREA OVER 1.27um/50uin MIN. NICKEL OVERALL.

4 - 2.50um/100uin MIN. MATTE TIN OVER 1.25um/50uin MIN. NICKEL OVERALL.

RELEASED
EC NO: S2015-1188
DRWN:GMENARLY 2015/04/15
CH'KD:CGOH 2015/06/29
APPR:KHLIM 2015/06/29
DESCRIPTION
REV A

QUALITY SYMBOLS
F_A=0
F_C=0
F_P=0

GENERAL TOLERANCES (UNLESS SPECIFIED)

	mm	INCH
4 PLACES	± ---	± ---
3 PLACES	± ---	± ---
2 PLACES	± 0.20	± ---
1 PLACE	± ---	± ---
0 PLACE	± ---	± ---

ANGULAR ± 3 °

DRAFT WHERE APPLICABLE MUST REMAIN WITHIN DIMENSIONS

DIMENSION STYLE: MM ONLY
SCALE: NTS
DESIGN UNITS: METRIC
THIRD ANGLE PROJECTION

DRAWN BY: GMENARLY DATE: 2015/04/15
CHECKED BY: DATE:
APPROVED BY: KHLIM DATE: 2015/06/29

TITLE: MILLIGRID 2MM PITCH, THROUGH HOLE VERTICAL SHROUDED HEADER

molex

MATERIAL NO.: SEE TABLE
DOCUMENT NO.: SD-87831-0001
SHEET NO.: 7 OF 13
SIZE: A3

THIS DRAWING CONTAINS INFORMATION THAT IS PROPRIETARY TO MOLEX INCORPORATED AND SHOULD NOT BE USED WITHOUT WRITTEN PERMISSION

10 TO 12 CIRCUITS

CKT SIZE	ASSY P/N WITHOUT CAP IN TUBE	ASSY P/N WITH CAP IN TUBE	ASSY P/N WITH CAP IN T&R	PLATING OPTIONS	FRICTION LOCKS		SIDE SLOTS		CENTER POLARIZATION	PEG	DIMENSION							
					DUAL	CENTER	DUAL	SINGLE			A	B	C	D	E	F	G	H
10	87831-1019	N.A	N.A	1	N.A	N.A	YES	N.A	YES	N.A	8.00	10.85	12.65	11.00	N.A	N.A	2.50	3.60±0.20
	87831-1020	N.A	N.A	2														
	87831-1021	N.A	N.A	3														
	87831-1036	N.A	N.A	4														
	87831-1010	N.A	N.A	2	N.A	N.A	YES	N.A	YES	N.A							3.50	
	87831-1011	N.A	N.A	3														
	87831-1028	N.A	N.A	2	N.A	N.A	YES	N.A	YES	YES							2.50	
	87831-1029	N.A	N.A	3														
	87831-1035	N.A	N.A	3	N.A	N.A	YES	N.A	YES	YES							3.50	
	87831-1041	N.A	N.A	2	N.A	YES	YES	N.A	N.A	N.A						4.00	2.50	
	87831-1042	N.A	87831-5553	3														
	87831-1032	N.A	N.A	2	N.A	YES	YES	N.A	N.A	YES							2.50	$3.60^{+0.15}_{-0.10}$
	87831-1043	N.A	N.A	2	N.A	YES	N.A	YES	N.A	N.A							2.50	
	87831-1044	N.A	N.A	3														
	87831-1045	N.A	N.A	2	N.A	YES	N.A	YES	N.A	YES							2.50	
	87831-1046	N.A	N.A	3														
12	87831-1219	N.A	N.A	1	N.A	N.A	YES	N.A	YES	N.A	10.00	12.85	14.65	13.00	N.A	N.A	2.50	3.60±0.20
	87831-1220	N.A	N.A	2														
	87831-1221	N.A	N.A	3														
	87831-1236	N.A	N.A	4														
	87831-1228	N.A	N.A	2	N.A	N.A	YES	N.A	YES	YES							2.50	
	87831-1229	N.A	N.A	3														
	87831-1241	N.A	N.A	2	N.A	YES	YES	N.A	N.A	N.A						5.00	2.50	
	87831-1242	N.A	N.A	3														
	87831-1255	87831-1256	N.A	2	N.A	YES	YES	N.A	N.A	N.A							3.50	
	87831-1232	N.A	N.A	2	N.A	YES	YES	N.A	N.A	YES							2.50	$3.60^{+0.15}_{-0.10}$
	87831-1243	N.A	N.A	2	N.A	YES	N.A	YES	N.A	N.A							2.50	
	87831-1244	N.A	N.A	3														
	87831-1245	N.A	N.A	2	N.A	YES	N.A	YES	N.A	YES							2.50	
	87831-1246	N.A	N.A	3														

PLATING OPTIONS:

1 - 0.05-0.13um/2-5uin GOLD IN CONTACT AREA AND 1.88um/75uin MIN. MATTE TIN IN SOLDER TAIL AREA OVER 1.27um/50uin MIN. NICKEL OVERALL.

2 - 0.38um/15uin GOLD IN CONTACT AREA AND 1.88um/75uin MIN. MATTE TIN IN SOLDER TAIL AREA OVER 1.27um/50uin MIN. NICKEL OVERALL.

3 - 0.76um/30uin GOLD IN CONTACT AREA AND 1.88um/75uin MIN. MATTE TIN IN SOLDER TAIL AREA OVER 1.27um/50uin MIN. NICKEL OVERALL.

4 - 2.50um/100uin MIN. MATTE TIN OVER 1.25um/50uin MIN. NICKEL OVERALL.

RELEASED
EC NO: S2015-1188
DRWN:GMENARLY 2015/04/15
CH'KD:CGOH 2015/06/29
APPR:KHLIM 2015/06/29
DESCRIPTION
A
REV

QUALITY SYMBOLS
F_A=0
F_C=0
F_P=0

GENERAL TOLERANCES (UNLESS SPECIFIED)

	mm	INCH
4 PLACES	± ---	± ---
3 PLACES	± ---	± ---
2 PLACES	± 0.20	± ---
1 PLACE	± ---	± ---
0 PLACE	± ---	± ---

ANGULAR ± 3 °

DRAFT WHERE APPLICABLE MUST REMAIN WITHIN DIMENSIONS

DIMENSION STYLE: MM ONLY
SCALE: NTS
DESIGN UNITS: METRIC
THIRD ANGLE PROJECTION

DRAWN BY: GMENARLY DATE: 2015/04/15
CHECKED BY: DATE:
APPROVED BY: KHLIM DATE: 2015/06/29

TITLE: MILLIGRID 2MM PITCH, THROUGH HOLE VERTICAL SHROUDED HEADER

molex

MATERIAL NO.: SEE TABLE
DOCUMENT NO.: SD-87831-0001
SHEET NO.: 8 OF 13
SIZE: A3

THIS DRAWING CONTAINS INFORMATION THAT IS PROPRIETARY TO MOLEX INCORPORATED AND SHOULD NOT BE USED WITHOUT WRITTEN PERMISSION

14 TO 50 CIRCUITS

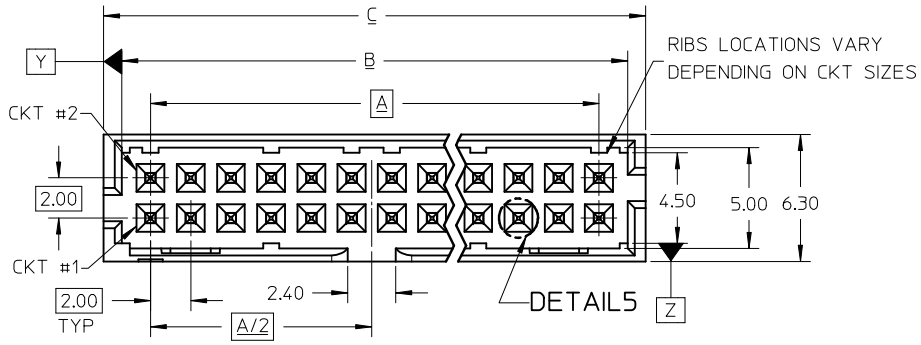

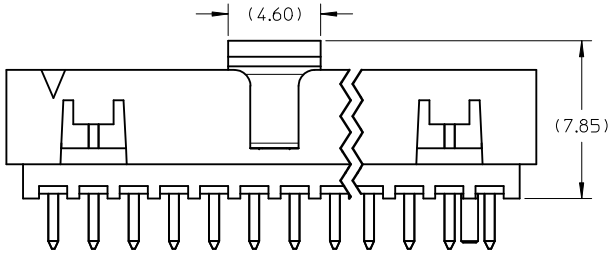

VIEW FOR HEADER WITH CAP

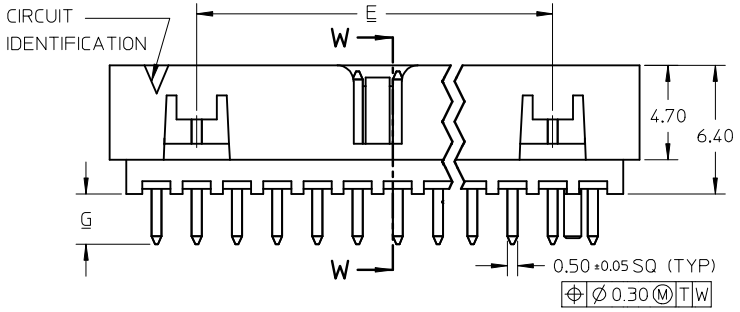

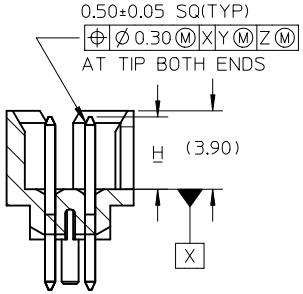

SECTION W-W

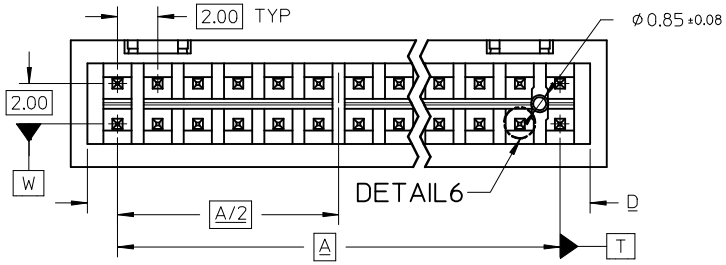

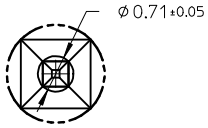

DETAIL5

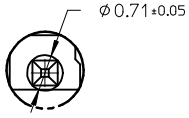

DETAIL6

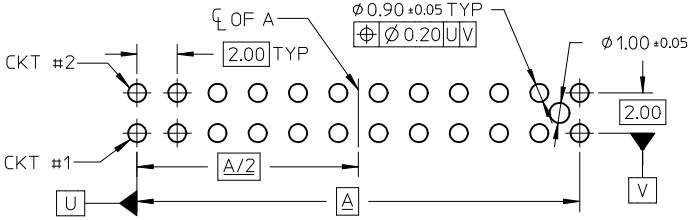

RECOMMENDED PCB LAYOUT

NOTES:

1. MATERIALS:
   HOUSING: 30% GF, NYLON, UL94V-0, COLOR: BLACK
   PIN: 0.50MM SQ PHOSPHOR BRONZE
2. FINISHES: REFER TO PLATING OPTIONS
3. PRODUCT SPECIFICATION: PS-87831-027
4. PACKAGING SPECIFICATION:
   TUBE: PK-87831-001 , TAPE AND REEL: PK-87831-300
5. MATES WITH: A. MOLEX CRIMP RECEPTACLE HOUSING: 51110 SERIES
   AND CRIMP TERMINAL: 50394 SERIES
   B. MOLEX 2MM MILLIGRID DUAL ROW IDT: 87568 SERIES
   C. MOLEX 2MM MILLIGRID DUAL ROW RECEPTACLE:
   79107 (GOLD PLATED), 78787 (TIN PLATED)

RELEASED	EC NO: S2015-1188	DRWN:GMENARLY	2015/04/15
		CH'KD:CGOH	2015/06/29
		APPR:KHLIM	2015/06/29
A		DESCRIPTION	REV

QUALITY SYMBOLS: F_A=0, F_C=0, F_P=0

GENERAL TOLERANCES (UNLESS SPECIFIED)

	mm	INCH
4 PLACES	± ---	± ---
3 PLACES	± ---	± ---
2 PLACES	± 0.20	± ---
1 PLACE	± ---	± ---
0 PLACE	± ---	± ---
ANGULAR ± 3 °		

DRAFT WHERE APPLICABLE MUST REMAIN WITHIN DIMENSIONS

DIMENSION STYLE: MM ONLY	SCALE: NTS	DESIGN UNITS: METRIC	THIRD ANGLE PROJECTION
DRAWN BY: GMENARLY	DATE: 2015/04/15	TITLE: MILLIGRID 2MM PITCH, THROUGH HOLE VERTICAL SHROUDED HEADER	
CHECKED BY	DATE		
APPROVED BY: KHLIM	DATE: 2015/06/29	molex	
MATERIAL NO.: SEE TABLE		DOCUMENT NO.: SD-87831-0001	SHEET NO.: 9 OF 13
SIZE: A3	THIS DRAWING CONTAINS INFORMATION THAT IS PROPRIETARY TO MOLEX INCORPORATED AND SHOULD NOT BE USED WITHOUT WRITTEN PERMISSION		

14 TO 20 CIRCUITS

CKT SIZE	ASSY P/N WITHOUT CAP IN TUBE	ASSY P/N WITH CAP IN TUBE	ASSY P/N WITH CAP IN T&R	PLATING OPTIONS	FRICTION LOCKS		SIDE SLOTS		CENTER POLARIZATION	PEG	DIMENSION							
					DUAL	CENTER	DUAL	SINGLE			A	B	C	D	E	F	G	H
14	87831-1419	N.A	N.A	1	YES	N.A	YES	N.A	YES	N.A	12.00	14.85	16.65	15.00	8.00	N.A	2.50	3.60±0.20
	87831-1420	N.A	87831-5554	2														
	87831-1421	N.A	N.A	3														
	87831-1436	N.A	N.A	4														
	87831-1428	N.A	N.A	2	YES	N.A	YES	N.A	YES	YES							2.50	
	87831-1429	N.A	N.A	3														
	87831-1435	N.A	N.A	3	YES	N.A	YES	N.A	YES	YES							3.50	
	87831-1410	N.A	N.A	2	YES	N.A	YES	N.A	YES	N.A							3.50	
	87831-1411	N.A	N.A	3														
16	87831-1619	N.A	N.A	1	YES	N.A	YES	N.A	YES	N.A	14.00	16.85	18.65	17.00	10.00	N.A	2.50	3.60±0.20
	87831-1620	N.A	N.A	2														
	87831-1621	N.A	N.A	3														
	87831-1636	N.A	N.A	4														
	87831-1628	N.A	N.A	2	YES	N.A	YES	N.A	YES	YES							2.50	
	87831-1629	N.A	N.A	3														
	87831-1635	N.A	N.A	3	YES	N.A	YES	N.A	YES	YES							3.50	
18	87831-1819	N.A	N.A	1	YES	N.A	YES	N.A	YES	N.A	16.00	18.85	20.65	19.00	12.00	N.A	2.50	3.60±0.20
	87831-1820	N.A	N.A	2														
	87831-1821	N.A	N.A	3														
	87831-1836	N.A	N.A	4														
	87831-1828	N.A	N.A	2	YES	N.A	YES	N.A	YES	YES							2.50	
	87831-1829	N.A	N.A	3														
20	87831-2019	N.A	N.A	1	YES	N.A	YES	N.A	YES	N.A	18.00	20.85	22.65	21.00	14.00	N.A	2.50	3.60±0.20
	87831-2020	N.A	N.A	2														
	87831-2021	N.A	N.A	3														
	87831-2036	N.A	N.A	4														
	87831-2028	N.A	N.A	2	YES	N.A	YES	N.A	YES	YES							2.50	
	87831-2029	N.A	N.A	3														
	87831-2035	N.A	N.A	3	YES	N.A	YES	N.A	YES	YES							3.50	
	87831-2010	N.A	N.A	2	YES	N.A	YES	N.A	YES	N.A							3.50	
	87831-2011	N.A	N.A	3														

PLATING OPTIONS:

1 - 0.05-0.13um/2-5uin GOLD IN CONTACT AREA AND 1.88um/75uin MIN. MATTE TIN IN SOLDER TAIL AREA OVER 1.27um/50uin MIN. NICKEL OVERALL.

2 - 0.38um/15uin GOLD IN CONTACT AREA AND 1.88um/75uin MIN. MATTE TIN IN SOLDER TAIL AREA OVER 1.27um/50uin MIN. NICKEL OVERALL.

3 - 0.76um/30uin GOLD IN CONTACT AREA AND 1.88um/75uin MIN. MATTE TIN IN SOLDER TAIL AREA OVER 1.27um/50uin MIN. NICKEL OVERALL.

4 - 2.50um/100uin MIN. MATTE TIN OVER 1.25um/50uin MIN. NICKEL OVERALL.

RELEASED
EC NO: S2015-1188
DRWN:GMENARLY 2015/04/15
CH'KD:CGOH 2015/06/29
APPR:KHLIM 2015/06/29
DESCRIPTION
A
REV

QUALITY SYMBOLS
F_A=0
F_C=0
F_P=0

GENERAL TOLERANCES (UNLESS SPECIFIED)

	mm	INCH
4 PLACES	± ---	± ---
3 PLACES	± ---	± ---
2 PLACES	± 0.20	± ---
1 PLACE	± ---	± ---
0 PLACE	± ---	± ---

ANGULAR ± 3 °

DRAFT WHERE APPLICABLE MUST REMAIN WITHIN DIMENSIONS

DIMENSION STYLE: MM ONLY
SCALE: NTS
DESIGN UNITS: METRIC
THIRD ANGLE PROJECTION

DRAWN BY: GMENARLY DATE: 2015/04/15
CHECKED BY: DATE:
APPROVED BY: KHLIM DATE: 2015/06/29

TITLE: MILLIGRID 2MM PITCH, THROUGH HOLE VERTICAL SHROUDED HEADER

molex

MATERIAL NO.: SEE TABLE
DOCUMENT NO.: SD-87831-0001
SHEET NO.: 10 OF 13
SIZE: A3

THIS DRAWING CONTAINS INFORMATION THAT IS PROPRIETARY TO MOLEX INCORPORATED AND SHOULD NOT BE USED WITHOUT WRITTEN PERMISSION

22 TO 30 CIRCUITS

CKT SIZE	ASSY P/N WITHOUT CAP IN TUBE	ASSY P/N WITH CAP IN TUBE	ASSY P/N WITH CAP IN T&R	PLATING OPTIONS	FRICTION LOCKS DUAL	FRICTION LOCKS CENTER	SIDE SLOTS DUAL	SIDE SLOTS SINGLE	CENTER POLARIZATION	PEG	DIMENSION A	DIMENSION B	DIMENSION C	DIMENSION D	DIMENSION E	DIMENSION F	DIMENSION G	DIMENSION H
22	87831-2219	N.A	N.A	1	YES	N.A	YES	N.A	YES	N.A	20.00	22.85	24.65	23.00	16.00	N.A	2.50	3.60±0.20
	87831-2220	N.A	N.A	2														
	87831-2221	N.A	N.A	3														
	87831-2236	N.A	N.A	4														
	87831-2228	N.A	N.A	2	YES	N.A	YES	N.A	YES	YES							2.50	
	87831-2229	N.A	N.A	3														
24	87831-2419	N.A	N.A	1	YES	N.A	YES	N.A	YES	N.A	22.00	24.85	26.65	25.00	18.00	N.A	2.50	3.60±0.20
	87831-2420	N.A	N.A	2														
	87831-2421	N.A	N.A	3														
	87831-2436	N.A	N.A	4														
	87831-2428	N.A	N.A	2	YES	N.A	YES	N.A	YES	YES							2.50	
	87831-2429	N.A	N.A	3														
	87831-2435	N.A	N.A	3	YES	N.A	YES	N.A	YES	YES							3.50	
	87831-2410	N.A	N.A	2	YES	N.A	YES	N.A	YES	N.A							3.50	
26	87831-2619	N.A	N.A	1	YES	N.A	YES	N.A	YES	N.A	24.00	26.85	28.65	27.00	20.00	N.A	2.50	3.60±0.20
	87831-2620	N.A	N.A	2														
	87831-2621	N.A	N.A	3														
	87831-2636	N.A	N.A	4														
	87831-2628	N.A	N.A	2	YES	N.A	YES	N.A	YES	YES							2.50	
	87831-2629	N.A	N.A	3														
	87831-2610	N.A	N.A	2	YES	N.A	YES	N.A	YES	N.A							3.50	
28	87831-2819	N.A	N.A	1	YES	N.A	YES	N.A	YES	N.A	26.00	28.85	30.65	29.00	22.00	N.A	2.50	3.60±0.20
	87831-2820	N.A	N.A	2														
	87831-2821	N.A	N.A	3														
	87831-2836	N.A	N.A	4														
	87831-2828	N.A	N.A	2	YES	N.A	YES	N.A	YES	YES							2.50	
	87831-2829	N.A	N.A	3														
30	87831-3019	N.A	N.A	1	YES	N.A	YES	N.A	YES	N.A	28.00	30.85	32.65	31.00	24.00	N.A	2.50	3.60±0.20
	87831-3020	N.A	N.A	2														
	87831-3021	N.A	N.A	3														
	87831-3036	N.A	N.A	4														
	87831-3028	N.A	N.A	2	YES	N.A	YES	N.A	YES	YES							2.50	
	87831-3029	N.A	N.A	3														
	87831-3035	N.A	N.A	3	YES	N.A	YES	N.A	YES	YES							3.50	
	87831-3010	87831-3030	87831-3050	2	YES	N.A	YES	N.A	YES	N.A							3.50	

PLATING OPTIONS:

1 - 0.05-0.13um/2-5uin GOLD IN CONTACT AREA AND 1.88um/75uin MIN. MATTE TIN IN SOLDER TAIL AREA OVER 1.27um/50uin MIN. NICKEL OVERALL.

2 - 0.38um/15uin GOLD IN CONTACT AREA AND 1.88um/75uin MIN. MATTE TIN IN SOLDER TAIL AREA OVER 1.27um/50uin MIN. NICKEL OVERALL.

3 - 0.76um/30uin GOLD IN CONTACT AREA AND 1.88um/75uin MIN. MATTE TIN IN SOLDER TAIL AREA OVER 1.27um/50uin MIN. NICKEL OVERALL.

4 - 2.50um/100uin MIN. MATTE TIN OVER 1.25um/50uin MIN. NICKEL OVERALL.

RELEASED
EC NO: S2015-1188
DRWN:GMENARLY 2015/04/15
CH'KD:CGOH 2015/06/29
APPR:KHLIM 2015/06/29
DESCRIPTION
REV A

QUALITY SYMBOLS
FA=0
FC=0
FP=0

GENERAL TOLERANCES (UNLESS SPECIFIED)

	mm	INCH
4 PLACES	± ---	± ---
3 PLACES	± ---	± ---
2 PLACES	± 0.20	± ---
1 PLACE	± ---	± ---
0 PLACE	± ---	± ---
ANGULAR ± 3 °		

DRAFT WHERE APPLICABLE MUST REMAIN WITHIN DIMENSIONS

DIMENSION STYLE: MM ONLY
SCALE: NTS
DESIGN UNITS: METRIC
THIRD ANGLE PROJECTION

DRAWN BY: GMENARLY DATE: 2015/04/15
CHECKED BY: DATE:
APPROVED BY: KHLIM DATE: 2015/06/29

TITLE: MILLIGRID 2MM PITCH, THROUGH HOLE VERTICAL SHROUDED HEADER

molex

MATERIAL NO.: SEE TABLE
DOCUMENT NO.: SD-87831-0001
SHEET NO.: 11 OF 13
SIZE: A3

THIS DRAWING CONTAINS INFORMATION THAT IS PROPRIETARY TO MOLEX INCORPORATED AND SHOULD NOT BE USED WITHOUT WRITTEN PERMISSION

32 TO 40 CIRCUITS

CKT SIZE	ASSY P/N WITHOUT CAP IN TUBE	ASSY P/N WITH CAP IN TUBE	ASSY P/N WITH CAP IN T&R	PLATING OPTIONS	FRICTION LOCKS		SIDE SLOTS		CENTER POLARIZATION	PEG	DIMENSION							
					DUAL	CENTER	DUAL	SINGLE			A	B	C	D	E	F	G	H
32	87831-3219	N.A	N.A	1	YES	N.A	YES	N.A	YES	N.A	30.00	32.85	34.65	33.00	26.00	N.A	2.50	3.60±0.20
	87831-3220	N.A	N.A	2														
	87831-3221	N.A	N.A	3														
	87831-3236	N.A	N.A	4														
	87831-3228	N.A	N.A	2	YES	N.A	YES	N.A	YES	YES							2.50	
	87831-3229	N.A	N.A	3														
34	87831-3419	N.A	N.A	1	YES	N.A	YES	N.A	YES	N.A	32.00	34.85	36.65	35.00	28.00	N.A	2.50	3.60±0.20
	87831-3420	N.A	N.A	2														
	87831-3421	N.A	N.A	3														
	87831-3436	N.A	N.A	4														
	87831-3428	N.A	N.A	2	YES	N.A	YES	N.A	YES	YES							2.50	
	87831-3429	N.A	N.A	3														
	87831-3435	N.A	N.A	3	YES	N.A	YES	N.A	YES	YES							3.50	
36	87831-3619	N.A	N.A	1	YES	N.A	YES	N.A	YES	N.A	34.00	36.85	38.65	37.00	30.00	N.A	2.50	3.60±0.20
	87831-3620	N.A	N.A	2														
	87831-3621	N.A	N.A	3														
	87831-3636	N.A	N.A	4														
	87831-3628	N.A	N.A	2	YES	N.A	YES	N.A	YES	YES							2.50	
	87831-3629	N.A	N.A	3														
38	87831-3819	N.A	N.A	1	YES	N.A	YES	N.A	YES	N.A	36.00	38.85	40.65	39.00	32.00	N.A	2.50	3.60±0.20
	87831-3820	N.A	N.A	2														
	87831-3821	N.A	N.A	3														
	87831-3836	N.A	N.A	4														
	87831-3828	N.A	N.A	2	YES	N.A	YES	N.A	YES	YES							2.50	
	87831-3829	N.A	N.A	3														
40	87831-4019	N.A	N.A	1	YES	N.A	YES	N.A	YES	N.A	38.00	40.85	42.65	41.00	34.00	N.A	2.50	3.60±0.20
	87831-4020	N.A	N.A	2														
	87831-4021	N.A	N.A	3														
	87831-4036	N.A	N.A	4														
	87831-4028	N.A	N.A	2	YES	N.A	YES	N.A	YES	YES							2.50	
	87831-4029	N.A	N.A	3														
	87831-4010	N.A	N.A	2	YES	N.A	YES	N.A	YES	N.A							3.50	

PLATING OPTIONS:

1 - 0.05-0.13um/2-5uin GOLD IN CONTACT AREA AND 1.88um/75uin MIN. MATTE TIN IN SOLDER TAIL AREA OVER 1.27um/50uin MIN. NICKEL OVERALL.

2 - 0.38um/15uin GOLD IN CONTACT AREA AND 1.88um/75uin MIN. MATTE TIN IN SOLDER TAIL AREA OVER 1.27um/50uin MIN. NICKEL OVERALL.

3 - 0.76um/30uin GOLD IN CONTACT AREA AND 1.88um/75uin MIN. MATTE TIN IN SOLDER TAIL AREA OVER 1.27um/50uin MIN. NICKEL OVERALL.

4 - 2.50um/100uin MIN. MATTE TIN OVER 1.25um/50uin MIN. NICKEL OVERALL.

RELEASED
EC NO: S2015-1188
DRWN:GMENARLY 2015/04/15
CH'KD:CGOH 2015/06/29
APPR:KHLIM 2015/06/29
DESCRIPTION
A
REV

QUALITY SYMBOLS
F_A=0
F_C=0
F_P=0

GENERAL TOLERANCES (UNLESS SPECIFIED)

	mm	INCH
4 PLACES	± ---	± ---
3 PLACES	± ---	± ---
2 PLACES	± 0.20	± ---
1 PLACE	± ---	± ---
0 PLACE	± ---	± ---

ANGULAR ± 3 °

DRAFT WHERE APPLICABLE MUST REMAIN WITHIN DIMENSIONS

DIMENSION STYLE: MM ONLY
SCALE: NTS
DESIGN UNITS: METRIC
THIRD ANGLE PROJECTION

DRAWN BY: GMENARLY DATE: 2015/04/15
CHECKED BY: DATE:
APPROVED BY: KHLIM DATE: 2015/06/29

TITLE: MILLIGRID 2MM PITCH, THROUGH HOLE VERTICAL SHROUDED HEADER

molex

MATERIAL NO.: SEE TABLE
DOCUMENT NO.: SD-87831-0001
SHEET NO.: 12 OF 13
SIZE: A3

THIS DRAWING CONTAINS INFORMATION THAT IS PROPRIETARY TO MOLEX INCORPORATED AND SHOULD NOT BE USED WITHOUT WRITTEN PERMISSION

42 TO 50 CIRCUITS

CKT SIZE	ASSY P/N WITHOUT CAP IN TUBE	ASSY P/N WITH CAP IN TUBE	ASSY P/N WITH CAP IN T&R	PLATING OPTIONS	FRICTION LOCKS		SIDE SLOTS		CENTER POLARIZATION	PEG	DIMENSION							
					DUAL	CENTER	DUAL	SINGLE			A	B	C	D	E	F	G	H
42	87831-4219	N.A	N.A	1	YES	N.A	YES	N.A	YES	N.A	40.00	42.85	44.65	43.00	36.00	N.A	2.50	3.60±0.20
	87831-4220	N.A	N.A	2														
	87831-4221	N.A	N.A	3														
	87831-4236	N.A	N.A	4														
	87831-4228	N.A	N.A	2	YES	N.A	YES	N.A	YES	YES							2.50	
	87831-4229	N.A	N.A	3														
44	87831-4419	N.A	N.A	1	YES	N.A	YES	N.A	YES	N.A	42.00	44.85	46.65	45.00	38.00	N.A	2.50	3.60±0.20
	87831-4420	N.A	N.A	2														
	87831-4421	N.A	N.A	3														
	87831-4436	N.A	N.A	4														
	87831-4428	N.A	N.A	2	YES	N.A	YES	N.A	YES	YES							2.50	
	87831-4429	N.A	N.A	3														
	87831-4435	N.A	N.A	3	YES	N.A	YES	N.A	YES	YES							3.50	
46	87831-4619	N.A	N.A	1	YES	N.A	YES	N.A	YES	N.A	44.00	46.85	48.65	47.00	40.00	N.A	2.50	3.60±0.20
	87831-4620	N.A	N.A	2														
	87831-4621	N.A	N.A	3														
	87831-4636	N.A	N.A	4														
	87831-4628	N.A	N.A	2	YES	N.A	YES	N.A	YES	YES							2.50	
	87831-4629	N.A	N.A	3														
48	87831-4819	N.A	N.A	1	YES	N.A	YES	N.A	YES	N.A	46.00	48.85	50.65	49.00	42.00	N.A	2.50	3.60±0.20
	87831-4820	N.A	N.A	2														
	87831-4821	N.A	N.A	3														
	87831-4836	N.A	N.A	4														
	87831-4828	N.A	N.A	2	YES	N.A	YES	N.A	YES	YES							2.50	
	87831-4829	N.A	N.A	3														
50	87831-5019	N.A	N.A	1	YES	N.A	YES	N.A	YES	N.A	48.00	50.85	52.65	51.00	44.00	N.A	2.50	3.60±0.20
	87831-5020	N.A	N.A	2														
	87831-5021	N.A	N.A	3														
	87831-5036	N.A	N.A	4														
	87831-5028	N.A	N.A	2	YES	N.A	YES	N.A	YES	YES							2.50	
	87831-5029	N.A	N.A	3														
	87831-5035	N.A	N.A	3	YES	N.A	YES	N.A	YES	YES							3.50	

PLATING OPTIONS:

1 - 0.05-0.13um/2-5uin GOLD IN CONTACT AREA AND 1.88um/75uin MIN. MATTE TIN IN SOLDER TAIL AREA OVER 1.27um/50uin MIN. NICKEL OVERALL.

2 - 0.38um/15uin GOLD IN CONTACT AREA AND 1.88um/75uin MIN. MATTE TIN IN SOLDER TAIL AREA OVER 1.27um/50uin MIN. NICKEL OVERALL.

3 - 0.76um/30uin GOLD IN CONTACT AREA AND 1.88um/75uin MIN. MATTE TIN IN SOLDER TAIL AREA OVER 1.27um/50uin MIN. NICKEL OVERALL.

4 - 2.50um/100uin MIN. MATTE TIN OVER 1.25um/50uin MIN. NICKEL OVERALL.

RELEASED
EC NO: S2015-1188
DRWN:GMENARLY 2015/04/15
CHKD:CGOH 2015/06/29
APPR:KHLIM 2015/06/29
DESCRIPTION
A
REV

QUALITY SYMBOLS
F_A=0
F_C=0
F_P=0

GENERAL TOLERANCES (UNLESS SPECIFIED)

	mm	INCH
4 PLACES	± ---	± ---
3 PLACES	± ---	± ---
2 PLACES	± 0.20	± ---
1 PLACE	± ---	± ---
0 PLACE	± ---	± ---
ANGULAR ± 3 °		

DRAFT WHERE APPLICABLE MUST REMAIN WITHIN DIMENSIONS

DIMENSION STYLE: MM ONLY
SCALE: NTS
DESIGN UNITS: METRIC
THIRD ANGLE PROJECTION

DRAWN BY: GMENARLY DATE: 2015/04/15
CHECKED BY: DATE:
APPROVED BY: KHLIM DATE: 2015/06/29

TITLE: MILLIGRID 2MM PITCH, THROUGH HOLE VERTICAL SHROUDED HEADER

molex

MATERIAL NO.: SEE TABLE
DOCUMENT NO.: SD-87831-0001
SHEET NO.: 13 OF 13
SIZE: A3

THIS DRAWING CONTAINS INFORMATION THAT IS PROPRIETARY TO MOLEX INCORPORATED AND SHOULD NOT BE USED WITHOUT WRITTEN PERMISSION

tb_frame_A3_P_AM_T
Rev. G 2012/01/11

Компания «ЭлектроПласт» предлагает заключение долгосрочных отношений при поставках импортных электронных компонентов на взаимовыгодных условиях!

Наши преимущества:

- Оперативные поставки широкого спектра электронных компонентов отечественного и импортного производства напрямую от производителей и с крупнейших мировых складов;
- Поставка более 17-ти миллионов наименований электронных компонентов;
- Поставка сложных, дефицитных, либо снятых с производства позиций;
- Оперативные сроки поставки под заказ (от 5 рабочих дней);
- Экспресс доставка в любую точку России;
- Техническая поддержка проекта, помощь в подборе аналогов, поставка прототипов;
- Система менеджмента качества сертифицирована по Международному стандарту ISO 9001;
- Лицензия ФСБ на осуществление работ с использованием сведений, составляющих государственную тайну;
- Поставка специализированных компонентов (Xilinx, Altera, Analog Devices, Intersil, Interpoint, Microsemi, Aeroflex, Peregrine, Syfer, Eurofarad, Texas Instrument, Miteq, Cobham, E2V, MA-COM, Hittite, Mini-Circuits,General Dynamics и др.);

Помимо этого, одним из направлений компании «ЭлектроПласт» является направление «Источники питания». Мы предлагаем Вам помощь Конструкторского отдела:

- Подбор оптимального решения, техническое обоснование при выборе компонента;
- Подбор аналогов;
- Консультации по применению компонента;
- Поставка образцов и прототипов;
- Техническая поддержка проекта;
- Защита от снятия компонента с производства.

Как с нами связаться

Телефон: 8 (812) 309 58 32 (многоканальный)
Факс: 8 (812) 320-02-42
Электронная почта: org@eplast1.ru
Адрес: 198099, г. Санкт-Петербург, ул. Калинина, дом 2, корпус 4, литера А.