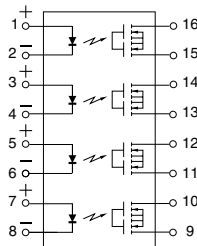


mm inch

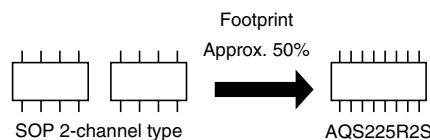


RoHS compliant

FEATURES

1. 4-channel (4 Form A) in a small SOP16-pin package

The device comes in a miniature SOP measuring (W) 10.37 × (L) 4.4 × (H) 2.1mm (W) .408 × (L) .173 × (H) .083inch— approx. 50% of the footprint size of 8-pin (2-channel) type.



2. Low C×R and high response speed

- Output capacitance: 4.5pF (typ.)
- On resistance: 10.5Ω (typ.)
- Turn on time: 0.04ms (typ.)

3. Applicable for 4 Form A use, as well as 4 independent 1 Form A

4. Low-level off state leakage current of typ. 0.01nA

5. Controls low-level analog signals

TYPICAL APPLICATIONS

For multi-circuit switching;

1. Measuring and testing equipment
IC tester, Liquid crystal driver tester, Probe card, Bear board tester, In-circuit tester, Function tester, etc.
2. Communication and broadcasting equipment
3. Medical equipment
Ultrasonic wave diagnostic machine
4. Multi-point recorder
Warping, Thermo couple

TYPES

	Output rating*		Package	Part No.			Packing quantity	
	Load voltage	Load current		Tube packing style	Tape and reel packing style		Tube	Tape and reel
					Picked from the 1/2/3/4/5/6/7/8-pin side	Picked from the 9/10/11/12/13/14/15/16-pin side		
AC/DC dual use	80V	70mA	SOP16-pin	AQS225R2S	AQS225R2SX	AQS225R2SZ	1 tube contains: 50 pcs. 1 batch contains: 1,000 pcs.	1,000 pcs.

* Indicate the peak AC and DC values.

Note: The packing style indicator "X" or "Z" is not marked on the device.

RATING

1. Absolute maximum ratings (Ambient temperature: 25°C 77°F)

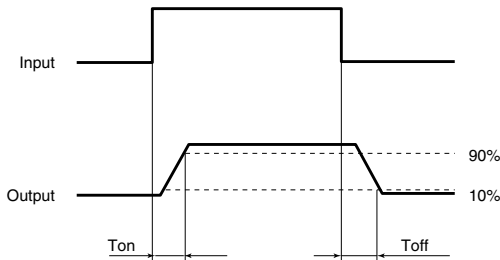
Item		Symbol	AQS225R2S	Remarks
Input	LED forward current	I _F	50 mA	
	LED reverse voltage	V _R	5 V	
	Peak forward current	I _{FP}	1 A	f = 100 Hz, Duty factor = 0.1%
	Power dissipation	P _{in}	75 mW	
Output	Load voltage (peak AC)	V _L	80 V	
	Continuous load current	I _L	0.07 A	Peak AC, DC
	Peak load current	I _{peak}	0.2 A	100 ms (1 shot), V _L = DC
	Power dissipation	P _{out}	600 mW	
Total power dissipation		P _T	650 mW	
I/O isolation voltage		V _{iso}	1,500 V AC	
Temperature limits	Operating	T _{opr}	-40°C to +85°C -40°F to +185°F	Non-condensing at low temperatures
	Storage	T _{stg}	-40°C to +100°C -40°F to +212°F	

RF SOP 4 Form A C×R (AQS225R2S)

2. Electrical characteristics (Ambient temperature: 25°C 77°F)

Item			Symbol	AQS225R2S	Condition
Input	LED operate current	Typical	I_{Fon}	0.9 mA	$I_L = \text{Max.}$
		Maximum		3 mA	
	LED turn off current	Minimum	I_{Foff}	0.3 mA	$I_L = \text{Max.}$
		Typical		0.85 mA	
LED dropout voltage	Typical	V_F	1.25 V (1.14 V at $I_F = 5 \text{ mA}$)		$I_F = 50 \text{ mA}$
	Maximum		1.5 V		
Output	On resistance	Typical	R_{ton}	10.5Ω	$I_F = 5 \text{ mA}$ $I_L = \text{Max.}$ Within 1 s on time
		Maximum		15Ω	
	Output capacitance	Typical	C_{out}	4.5 pF	$I_F = 0$ $V_B = 0 \text{ V}$ $f = 1 \text{ MHz}$
		Maximum		6 pF	
	Off state leakage current	Typical	I_{Leak}	0.01 nA	$I_F = 0$ $V_L = \text{Max.}$
		Maximum		10 nA	
Transfer characteristics	Turn on time*	Typical	T_{on}	0.04 ms	$I_F = 5 \text{ mA}$ $I_L = \text{Max.}$
		Maximum		0.3 ms	
	Turn off time*	Typical	T_{off}	0.07 ms	$I_F = 5 \text{ mA}$ $I_L = \text{Max.}$
		Maximum		0.2 ms	
	I/O capacitance	Typical	C_{iso}	0.8 pF	$f = 1 \text{ MHz}$ $V_B = 0$
		Maximum		1.5 pF	
Initial I/O isolation resistance	Minimum	R_{iso}	1,000 MΩ	500 V DC	

*Turn on/Turn off time



RECOMMENDED OPERATING CONDITIONS

Please obey the following conditions to ensure proper device operation and resetting.

Item	Symbol	Recommended value	Unit
Input LED current	I_F	5	mA

■ For Dimensions.

■ For Schematic and Wiring Diagrams.

■ For Cautions for Use.

■ These products are not designed for automotive use.

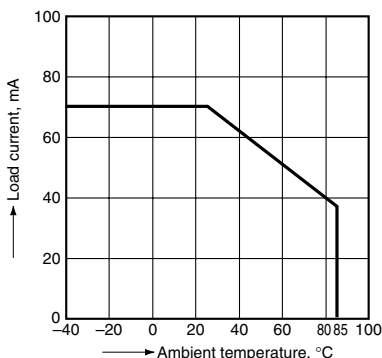
If you are considering to use these products for automotive applications, please contact your local Panasonic Corporation technical representative.

For more information.

REFERENCE DATA

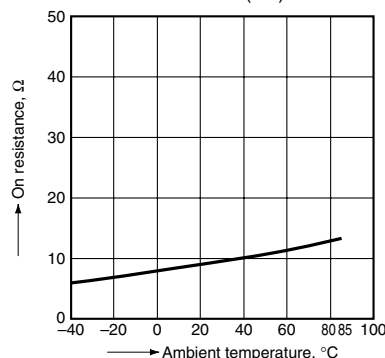
1. Load current vs. ambient temperature characteristics

Allowable ambient temperature: -40°C to +85°C
-40°F to +185°F



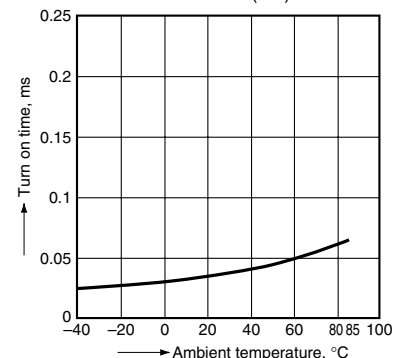
2. On resistance vs. ambient temperature characteristics

LED current: 5 mA;
Continuous load current: 70 mA (DC)



3. Turn on time vs. ambient temperature characteristics

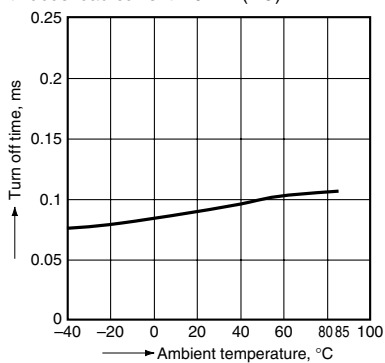
LED current: 5 mA; Load voltage: 80 V (DC);
Continuous load current: 70 mA (DC)



RF SOP 4 Form A C×R (AQS225R2S)

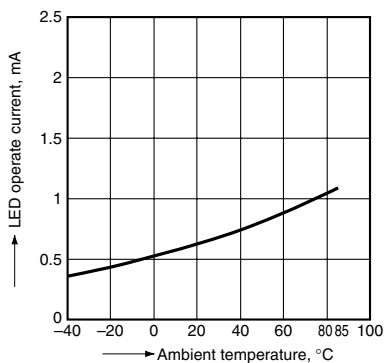
4. Turn off time vs. ambient temperature characteristics

LED current: 5 mA; Load voltage: 80 V (DC);
Continuous load current: 70 mA (DC)



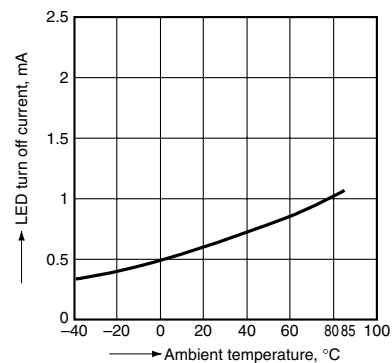
5. LED operate current vs. ambient temperature characteristics

Continuous load current: 70 mA (DC)



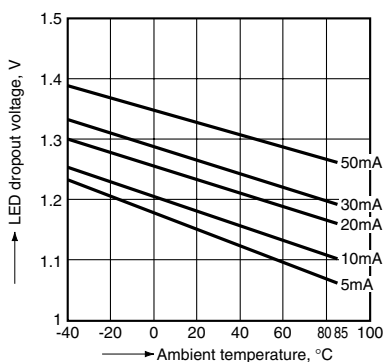
6. LED turn off current vs. ambient temperature characteristics

Continuous load current: 70 mA (DC)



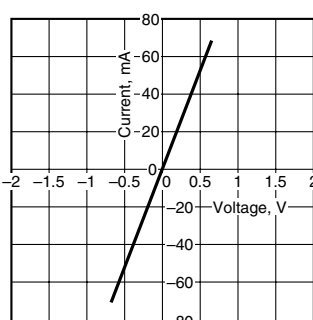
7. LED dropout voltage vs. ambient temperature characteristics

LED current: 5 to 50 mA



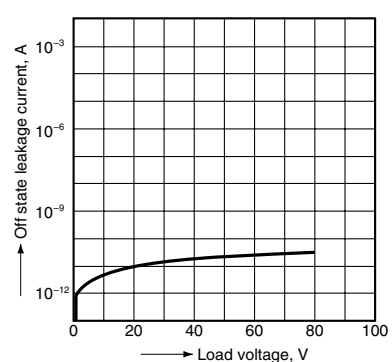
8. Current vs. voltage characteristics of output at MOS portion

Ambient temperature: 25°C 77°F



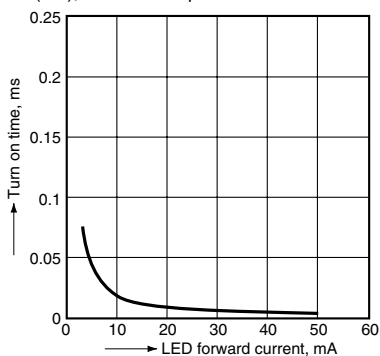
9. Off state leakage current vs. load voltage characteristics

Ambient temperature: 25°C 77°F



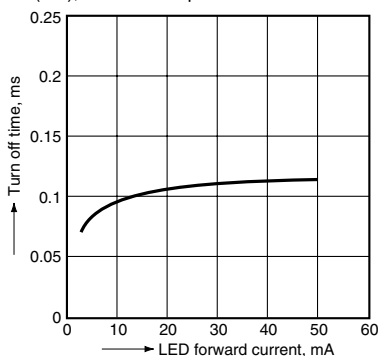
10. Turn on time vs. LED forward current characteristics

Load voltage: 80 V (DC); Continuous load current: 70 mA (DC); Ambient temperature: 25°C 77°F



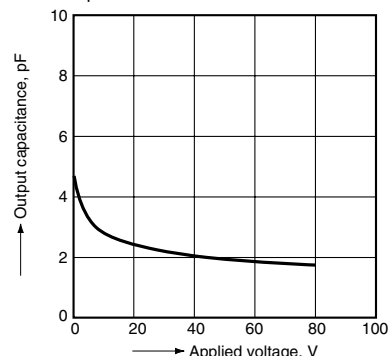
11. Turn off time vs. LED forward current characteristics

Load voltage: 80 V (DC); Continuous load current: 70 mA (DC); Ambient temperature: 25°C 77°F



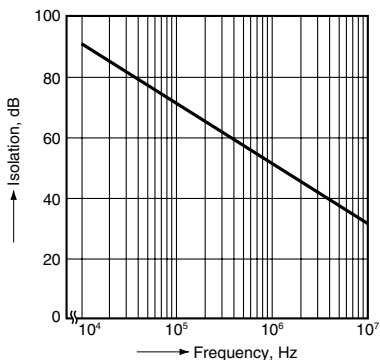
12. Output capacitance vs. applied voltage characteristics

Frequency: 1 MHz, 30 m Vrms; Ambient temperature: 25°C 77°F



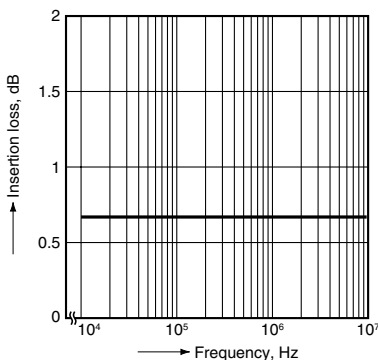
13. Isolation vs. frequency characteristics (50Ω impedance)

Ambient temperature: 25°C 77°F



14. Insertion loss vs. frequency characteristics (50Ω impedance)

Ambient temperature: 25°C 77°F



Mouser Electronics

Authorized Distributor

Click to View Pricing, Inventory, Delivery & Lifecycle Information:

Panasonic:

[AQS225R2S](#) [AQS225R2SX](#) [AQS225R2SZ](#) [AQS225S](#)



Компания «ЭлектроПласт» предлагает заключение долгосрочных отношений при поставках импортных электронных компонентов на взаимовыгодных условиях!

Наши преимущества:

- Оперативные поставки широкого спектра электронных компонентов отечественного и импортного производства напрямую от производителей и с крупнейших мировых складов;
- Поставка более 17-ти миллионов наименований электронных компонентов;
- Поставка сложных, дефицитных, либо снятых с производства позиций;
- Оперативные сроки поставки под заказ (от 5 рабочих дней);
- Экспресс доставка в любую точку России;
- Техническая поддержка проекта, помощь в подборе аналогов, поставка прототипов;
- Система менеджмента качества сертифицирована по Международному стандарту ISO 9001;
- Лицензия ФСБ на осуществление работ с использованием сведений, составляющих государственную тайну;
- Поставка специализированных компонентов (Xilinx, Altera, Analog Devices, Intersil, Interpoint, Microsemi, Aeroflex, Peregrine, Syfer, Eurofarad, Texas Instrument, Miteq, Cobham, E2V, MA-COM, Hittite, Mini-Circuits, General Dynamics и др.);

Помимо этого, одним из направлений компании «ЭлектроПласт» является направление «Источники питания». Мы предлагаем Вам помощь Конструкторского отдела:

- Подбор оптимального решения, техническое обоснование при выборе компонента;
- Подбор аналогов;
- Консультации по применению компонента;
- Поставка образцов и прототипов;
- Техническая поддержка проекта;
- Защита от снятия компонента с производства.



Как с нами связаться

Телефон: 8 (812) 309 58 32 (многоканальный)

Факс: 8 (812) 320-02-42

Электронная почта: org@eplast1.ru

Адрес: 198099, г. Санкт-Петербург, ул. Калинина, дом 2, корпус 4, литера А.