

## Surge protection device - LIT 2X1-24 - 2804636

Please be informed that the data shown in this PDF Document is generated from our Online Catalog. Please find the complete data in the user's documentation. Our General Terms of Use for Downloads are valid (<http://download.phoenixcontact.com>)



Surge protection in one-piece 6.2 mm wide DIN rail module for two conductors with common reference potential.

### Product Features

- ✓ Can be used in binary, analog, and intrinsically safe circuits
- ✓ Protection of up to four signal wires over a design width of 6.2 mm



### Key commercial data

Packing unit	1 1
Weight per Piece (excluding packing)	54.0 GRM
Custom tariff number	85363010
Country of origin	Germany

### Technical data

#### Dimensions

Height	93 mm
Width	6.2 mm
Depth	102.5 mm

#### Ambient conditions

Ambient temperature (operation)	-40 °C ... 80 °C
Ambient temperature (storage/transport)	-40 °C ... 80 °C
Degree of protection	IP20

#### General

Housing material	PBT
------------------	-----

## Surge protection device - LIT 2X1-24 - 2804636

### Technical data

#### General

Inflammability class according to UL 94	V0
Color	black
Standards for air and creepage distances	IEC 60664-1
Mounting type	DIN rail: 35 mm
Design	Rail-mountable module, one-piece
Direction of action	Line-Earth Ground

#### Protective circuit

IEC test classification	C1
	C2
	C3
	D1
Nominal voltage $U_N$	24 V DC
Maximum continuous operating voltage $U_C$	25 V AC
	36 V DC
Nominal current $I_N$	350 mA (40°C)
Operating effective current $I_C$ at $U_C$	$\leq 2 \mu A$
Residual current $I_{PE}$	$\leq 4 \mu A$
Nominal discharge current $I_n$ (8/20) $\mu s$ (Core-Earth)	5 kA
	10 kA ((Total))
Total surge current (8/20) $\mu s$	20 kA
Total surge current (10/350) $\mu s$	1 kA
Max. discharge current $I_{max}$ (8/20) $\mu s$ maximum (Core-Earth)	10 kA
	20 kA ((Total))
Nominal pulse current $I_{an}$ (10/1000) $\mu s$ (Core-Earth)	50 A
	100 A ((Total))
Impulse discharge current (10/350) $\mu s$ , peak value $I_{imp}$	500 A
Output voltage limitation at 1 kV/ $\mu s$ (Core-Earth) spike	$\leq 60 V$
Residual voltage at $I_n$ , (conductor-ground)	$\leq 50 V$
Residual voltage with $I_{an}$ (10/1000) $\mu s$ (conductor-ground)	$\leq 60 V$
Voltage protection level $U_p$ (Core-Earth)	$\leq 60 V$ (C1 - 500 V / 250 A)
	$\leq 95 V$ (C2 - 10 kV / 5 kA)
	$\leq 60 V$ (C3 - 10 A)
Response time $t_A$ (Core-Earth)	$\leq 1 ns$
Input attenuation $a_E$ , asym.	typ. 0.3 dB (1 MHz / 50 $\Omega$ )
	typ. 0.2 dB (350 kHz / 150 $\Omega$ )
Cut-off frequency $f_g$ (3 dB), asym. (PE) in 50 Ohm system	typ. 6 MHz

## Surge protection device - LIT 2X1-24 - 2804636

### Technical data

#### Protective circuit

Cut-off frequency fg (3 dB), asym. (PE) in 150 Ohm system	typ. 2 MHz
Capacity	≤ 1.3 nF (per channel)
Resistance in series	3.3 Ω 20 %
Max. required back-up fuse	315 mA
Surge carrying capacity in acc. with IEC 61643-21 (Core-Earth)	C2 (10 kV/5 kA)
	C3 (25 A)
	D1 (500 A)
Alternating current carrying capacity in acc. with IEC 61643-21 (Core-Earth)	5 A - 1 s

#### Connection data

Connection method	Screw connection
Connection type IN	Screw terminal blocks
Connection type OUT	Screw terminal blocks
Screw thread	M3
Conductor cross section stranded min.	0.2 mm <sup>2</sup>
Conductor cross section stranded max.	2.5 mm <sup>2</sup>
Conductor cross section solid min.	0.14 mm <sup>2</sup>
Conductor cross section solid max.	2.5 mm <sup>2</sup>
Conductor cross section AWG/kcmil min.	26
Conductor cross section AWG/kcmil max	12

#### Connection, equipotential bonding

Connection method	DIN rail NS35
-------------------	---------------

#### Standards and Regulations

Standards/regulations	IEC 61643-21
	DIN EN 61643-21

### Classifications

#### eCl@ss

eCl@ss 4.0	27140201
eCl@ss 4.1	27130801
eCl@ss 5.0	27130801
eCl@ss 5.1	27130801
eCl@ss 6.0	27130807
eCl@ss 7.0	27130807
eCl@ss 8.0	27130807

# Surge protection device - LIT 2X1-24 - 2804636

## Classifications

### ETIM

ETIM 2.0	EC000943
ETIM 3.0	EC000943
ETIM 4.0	EC000943
ETIM 5.0	EC000943

### UNSPSC

UNSPSC 6.01	30212010
UNSPSC 7.0901	39121610
UNSPSC 11	39121610
UNSPSC 12.01	39121610
UNSPSC 13.2	39121620

## Approvals

### Approvals

---

Approvals

UL Listed / GL

---


Ex Approvals

---

Approvals submitted

---

### Approval details

UL Listed 
---

GL
----

## Accessories

Accessories

Terminal marking

## Surge protection device - LIT 2X1-24 - 2804636

### Accessories

#### Marker for terminal blocks - UC-TM 6 - 0818085



Marker for terminal blocks, Sheet, white, Unlabeled, Can be labeled with: BLUEMARK CLED, BLUEMARK LED, Plotter, Mounting type: Snap into tall marker groove, For terminal block width: 6.2 mm, Lettering field: 5.6 x 10.5 mm

---

#### Marker for terminal blocks - UC-TM 6 OG - 0818328



Marker for terminal blocks, Sheet, orange, Unlabeled, Can be labeled with: BLUEMARK CLED, BLUEMARK LED, Plotter, Mounting type: Snap into tall marker groove, For terminal block width: 6.2 mm, Lettering field: 5.6 x 10.5 mm

---

#### Marker for terminal blocks - UC-TM 6 YE - 0818331



Marker for terminal blocks, Sheet, yellow, Unlabeled, Can be labeled with: BLUEMARK CLED, BLUEMARK LED, Plotter, Mounting type: Snap into tall marker groove, For terminal block width: 6.2 mm, Lettering field: 5.6 x 10.5 mm

---

#### Marker for terminal blocks - UC-TM 6 BU - 0818344



Marker for terminal blocks, Sheet, blue, Unlabeled, Can be labeled with: BLUEMARK CLED, BLUEMARK LED, Plotter, Mounting type: Snap into tall marker groove, For terminal block width: 6.2 mm, Lettering field: 5.6 x 10.5 mm

---

#### Marker for terminal blocks - UC-TM 6 RD - 0818357



Marker for terminal blocks, Sheet, red, Unlabeled, Can be labeled with: BLUEMARK CLED, BLUEMARK LED, Plotter, Mounting type: Snap into tall marker groove, For terminal block width: 6.2 mm, Lettering field: 5.6 x 10.5 mm

---

# Surge protection device - LIT 2X1-24 - 2804636

## Accessories

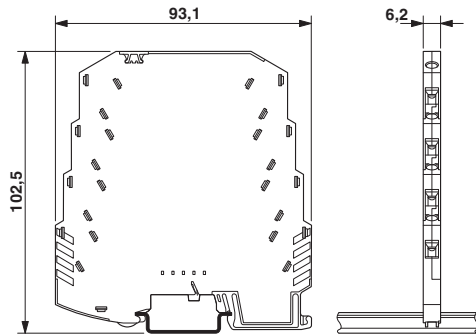
Marker for terminal blocks - UC-TM 6 GN - 0818360



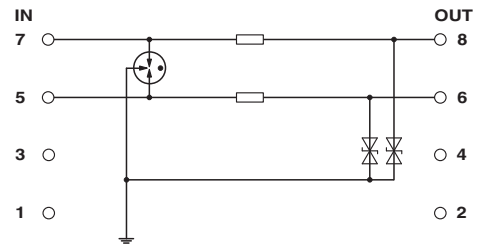
Marker for terminal blocks, Sheet, green, Unlabeled, Can be labeled with: BLUEMARK CLED, BLUEMARK LED, Plotter, Mounting type: Snap into tall marker groove, For terminal block width: 6.2 mm, Lettering field: 5.6 x 10.5 mm

## Drawings

Dimensioned drawing



Circuit diagram





Компания «ЭлектроПласт» предлагает заключение долгосрочных отношений при поставках импортных электронных компонентов на взаимовыгодных условиях!

Наши преимущества:

- Оперативные поставки широкого спектра электронных компонентов отечественного и импортного производства напрямую от производителей и с крупнейших мировых складов;
- Поставка более 17-ти миллионов наименований электронных компонентов;
- Поставка сложных, дефицитных, либо снятых с производства позиций;
- Оперативные сроки поставки под заказ (от 5 рабочих дней);
- Экспресс доставка в любую точку России;
- Техническая поддержка проекта, помощь в подборе аналогов, поставка прототипов;
- Система менеджмента качества сертифицирована по Международному стандарту ISO 9001;
- Лицензия ФСБ на осуществление работ с использованием сведений, составляющих государственную тайну;
- Поставка специализированных компонентов (Xilinx, Altera, Analog Devices, Intersil, Interpoint, Microsemi, Aeroflex, Peregrine, Syfer, Eurofarad, Texas Instrument, Miteq, Cobham, E2V, MA-COM, Hittite, Mini-Circuits, General Dynamics и др.);

Помимо этого, одним из направлений компании «ЭлектроПласт» является направление «Источники питания». Мы предлагаем Вам помощь Конструкторского отдела:

- Подбор оптимального решения, техническое обоснование при выборе компонента;
- Подбор аналогов;
- Консультации по применению компонента;
- Поставка образцов и прототипов;
- Техническая поддержка проекта;
- Защита от снятия компонента с производства.



#### Как с нами связаться

**Телефон:** 8 (812) 309 58 32 (многоканальный)

**Факс:** 8 (812) 320-02-42

**Электронная почта:** [org@eplast1.ru](mailto:org@eplast1.ru)

**Адрес:** 198099, г. Санкт-Петербург, ул. Калинина, дом 2, корпус 4, литера А.