

## Fuse Blocks

### General Information



### Fuse Block Selection

The following guidelines should help simplify the selection of proper fuse blocks:

#### 1. Determine the system voltage

Since fuses are selected on the basis of system voltage, fuse blocks are selected to match the voltage rating of the fuse.

#### 2. Determine the design short-circuit current

Available and/or design short-circuit current is an important consideration when determining the class of fuse and fuse blocks to use. If available short-circuit current cannot be determined, or if it will vary with equipment location, select fuses with a 200,000 ampere interrupting rating (A.I.R.) and mating fuse blocks with a withstand rating of 200,000 amperes for maximum safety.

Class H fuse blocks will accept Class H or K5 fuses (which have an interrupting rating of up to 50,000 amperes) and Class R fuses (which have a 200,000 A.I.R.). To prevent the possibility of inserting a fuse with the incorrect interrupting rating, the use of Class R fuse blocks is recommended for use with Class R fuses. Use Class H fuse blocks with Class H or K5 fuses. These fuse blocks are dimensionally the same, but the Class R fuse blocks incorporate a rejection feature which allows only Class R fuses to be inserted.

#### 3. Determine the type and ampere rating of the fuse to be used

In addition to voltage and interrupting rating as discussed above, the fuse ampere rating, opening characteristics (fast acting or time-delay) and size are other important considerations in fuse selection. Once the fuse type is selected, the mating fuse block can be chosen. Fuse blocks are available in 30, 60, 100, 200, 400 and 600 amp ratings, and may be used with a fuse rated at the corresponding ampere rating or below. For example, a fuse block rated at 30 amperes may be used with a fuse rated from 0 to 30 amperes.

#### 4. Determine if NEC, CSA, UL, or other requirements are applicable

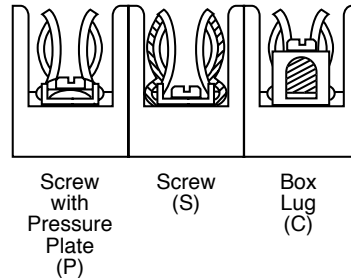
If fuse blocks will be installed in equipment to be submitted for agency approval, the requirements should be obtained from the approving agency in advance of fuse and fuse block selection.

#### 5. Select the type of wire termination

A choice of three types of wire termination is available:

- a) Screw\* — for use with spade lugs or ring terminals.
- b) Screw with Pressure Plate\* — for use with solid or stranded wire without terminal. Recommended where vibration will be a factor.
- c) Box Lug — the most durable. For use with all types of solid wire and Class B and Class C stranded wire. Not for use with welding cable or other rope-stranded conductors.

\* 1/4" Quick Connect terminals rated for up to 20A are available on the Midget and Class CC fuse blocks.



#### 6. Decide on the number of poles in each block

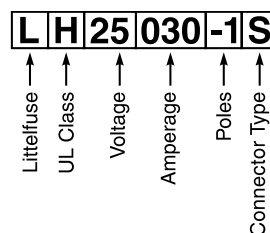
The number of poles for each set of fuses is determined by the characteristics of the circuit. The option to gang individual fuse blocks into long strips will be determined by the available space and by the type of wire being used.

#### 7. Determine if fuse clips need to be reinforced

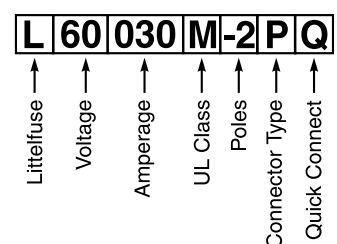
Fuse clips may have a tendency to lose some of their tension over a period of time. This may be prevented by specifying reinforced fuse clips. Reinforced clips are standard on certain fuse blocks (see individual product pages).

### Ordering Information

The Littelfuse fuse block part number consists of 6 or 7 components, as shown below and in the individual fuse block data tables.



For all Class R, H, J, T and 15, 20 & 60A Class G Fuse Blocks



For all Class CC, Midget and 30A Class G Fuse Blocks

## Class H/K5 and R Fuse Blocks

### 250 and 600 Volt



Class H and Class R fuse blocks are dimensionally the same, but Class R blocks incorporate a rejection feature, which only allows Class R fuses to be inserted.

### Features/Benefits

- Class H and Class R fuse blocks feature clip designs to maximize electrical contact and minimize heat rise.
- Reinforcing clips are standard on all Class H fuse blocks rated 100 amp and higher. *Note: For reinforcing clips on Class H blocks rated 30-60 amp, add "R" suffix to connector type.*
- Reinforcing clips are standard on all Class R fuse blocks

### Specifications

**Voltage Rating:** 250 Volts; 600 Volts  
**Ampere Ratings:** 0 – 600 amperes  
**Approvals:** UL Listed (File No. E14721)  
 CSA Certified (File No. LR73091)

### Recommended Fuses

Class H Blocks			Class R Blocks		
250V	600V		250V	600V	
NLN	NLS		FLNR/FLNR_ID	FLSR/FLSR_ID	
RLN	RLS		KLNR	KLSR	
			LLNRK	LLSRK/LLSRK_ID	
			TLN	IDSR	

*Note: For optional fuse block covers, refer to POWR-Covers section of this catalog.*

#### Class H 250V

Amp Rating	No. of Poles	Catalog Number	Connector Type (Add Suffix Shown)			Maximum Wire Size
			Screw	Pressure Plate	Box Lug	
30	1	LH25030-1	S (R)	P (R)	C (R)	S & P = #10 CU
	2	LH25030-2	S (R)	P (R)	C (R)	C = #6 CU-AL
	3	LH25030-3	S (R)	P (R)	C (R)	
60	1	LH25060-1	S (R)		C (R)	S = #10 CU
	2	LH25060-2	S (R)		C (R)	C = #2 CU-AL
	3	LH25060-3	S (R)		C (R)	
100	1	LH25100-1			C	
	2	LH25100-2			C	#2/0 CU-AL
	3	LH25100-3			C	
200	1	LH25200-1			C	
	3	LH25200-3			C	250 MCM CU-AL
	1	LH25400-1			CR	
400	3	LH25400-3			CR	(2) 350 MCM CU-AL
	1	LH25600-1			C	
	3	LH25600-3			C	(2) 500 MCM CU-AL

*Note: Reinforcing springs standard on all Class H fuseblocks 100 amperes and above.*

#### Class H 600V

Amp Rating	No. of Poles	Catalog Number	Connector Type (Add Suffix Shown)			Maximum Wire Size
			Screw	Pressure Plate	Box Lug	
30	1	LH60030-1	S (R)	P (R)	C (R)	S & P = #10 CU
	2	LH60030-2	S (R)	P (R)	C (R)	C = #6 CU-AL
	3	LH60030-3	S (R)	P (R)	C (R)	
60	1	LH60060-1			C (R)	S = #10 CU
	2	LH60060-2			C (R)	C = #2 CU-AL
	3	LH60060-3			C (R)	
100	1	LH60100-1			C	
	2	LH60100-2			C	#2/0 CU-AL
	3	LH60100-3			C	
200	1	LH60200-1			C	
	3	LH60200-3			C	250 MCM CU-AL
	1	LH60400-1			CR	
400	3	LH60400-3			CR	(2) 350 MCM CU-AL
	1	LH60600-1			C	
	3	LH60600-3			C	(2) 500 MCM CU-AL

*Note: Reinforcing springs standard on all Class H fuse blocks 100 amperes and above.*

#### Class R 250V

Amp Rating	No. of Poles	Catalog Number	Connector Type (Add Suffix Shown)			Maximum Wire Size
			Screw	Pressure Plate	Box Lug	
30	1	LR25030-1	SR	PR	CR	S & P = #10 CU
	2	LR25030-2	SR	PR	CR	C = #6 CU-AL
	3	LR25030-3	SR	PR	CR	
60	1	LR25060-1			CR	S = #10 CU
	2	LR25060-2			CR	C = #2 CU-AL
	3	LR25060-3			CR	
100	1	LR25100-1			C	
	2	LR25100-2			C	#2/0 CU-AL
	3	LR25100-3			C	
200	1	LR25200-1			C	
	3	LR25200-3			C	250 MCM CU-AL
	1	LR25400-1			CR	
400	3	LR25400-3			CR	(2) 350 MCM CU-AL
	1	LR25600-1			C	
	3	LR25600-3			C	(2) 500 MCM CU-AL

*Note: Reinforcing springs standard on all Class R fuse blocks.*

#### Class R 600V

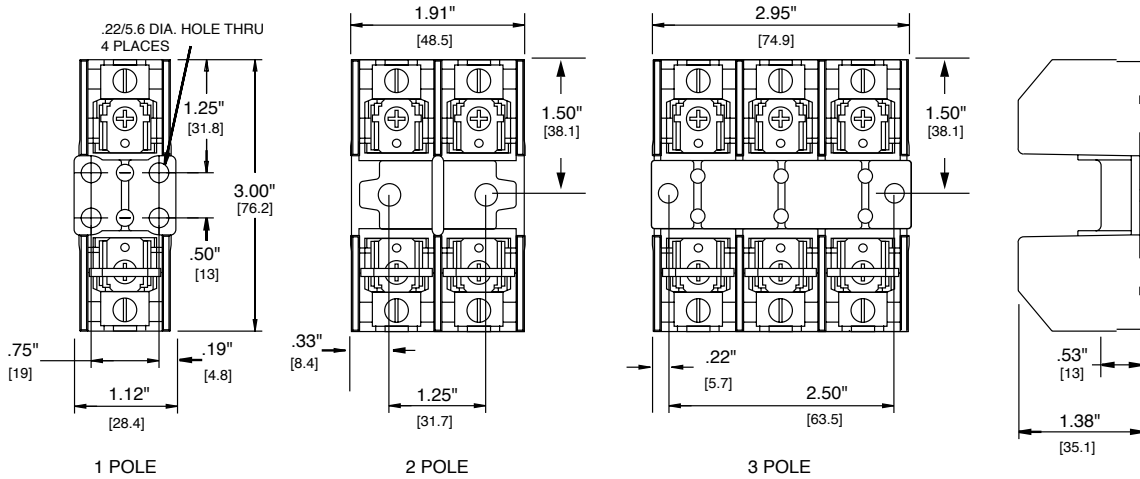
Amp Rating	No. of Poles	Catalog Number	Connector Type (Add Suffix Shown)			Maximum Wire Size
			Screw	Pressure Plate	Box Lug	
30	1	LR60030-1	SR	PR	CR	S & P = #10 CU
	2	LR60030-2	SR	PR	CR	C = #6 CU-AL
	3	LR60030-3	SR	PR	CR	
60	1	LR60060-1			CR	S = #10 CU
	2	LR60060-2			CR	C = #2 CU-AL
	3	LR60060-3			CR	
100	1	LR60100-1			C	
	2	LR60100-2			C	#2/0 CU-AL
	3	LR60100-3			C	
200	1	LR60200-1			C	
	3	LR60200-3			C	250 MCM CU-AL
	1	LR60400-1			CR	
400	3	LR60400-3			CR	(2) 350 MCM CU-AL
	1	LR60600-1			C	
	3	LR60600-3			C	(2) 500 MCM CU-AL

*Note: Reinforcing springs standard on all Class R fuse blocks.*

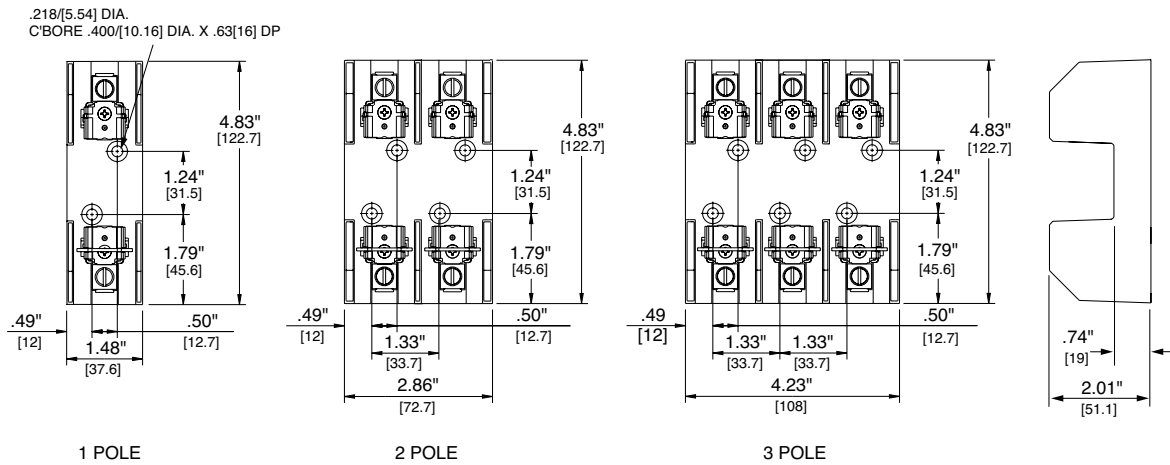
## Class H/K5 and R Fuse Blocks

### 250 Volt

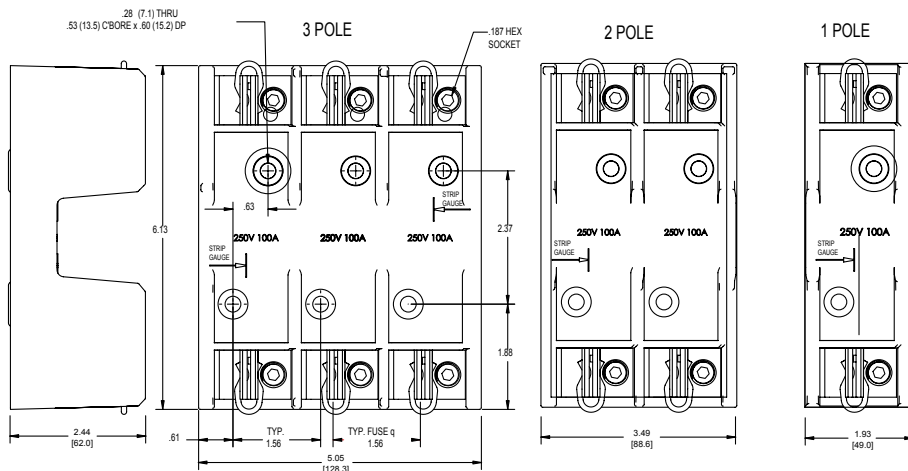
#### 250V 30A



#### 250V 60A



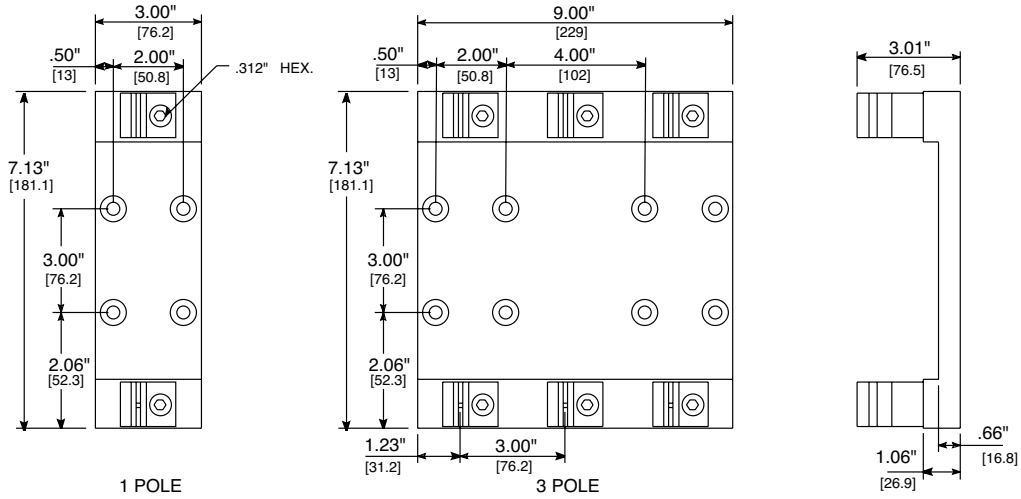
#### 250V 100A



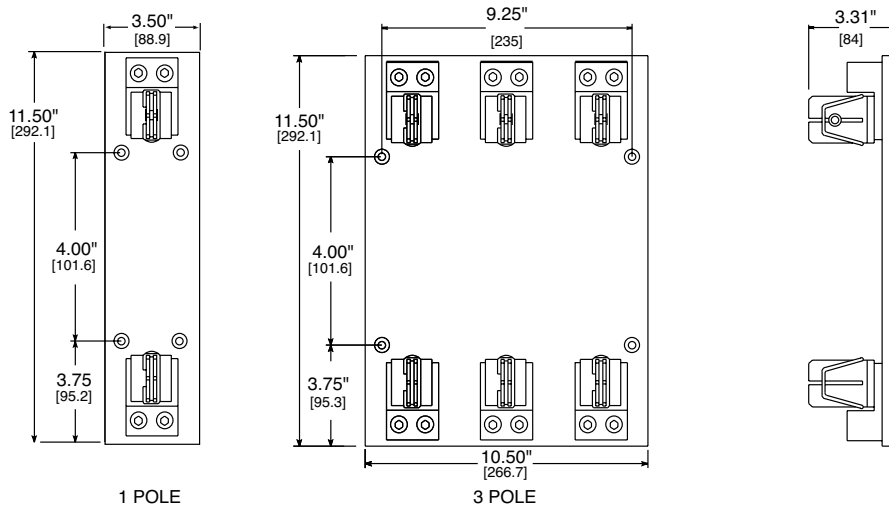
## Class H/K5 and R Fuse Blocks

### 250 Volt

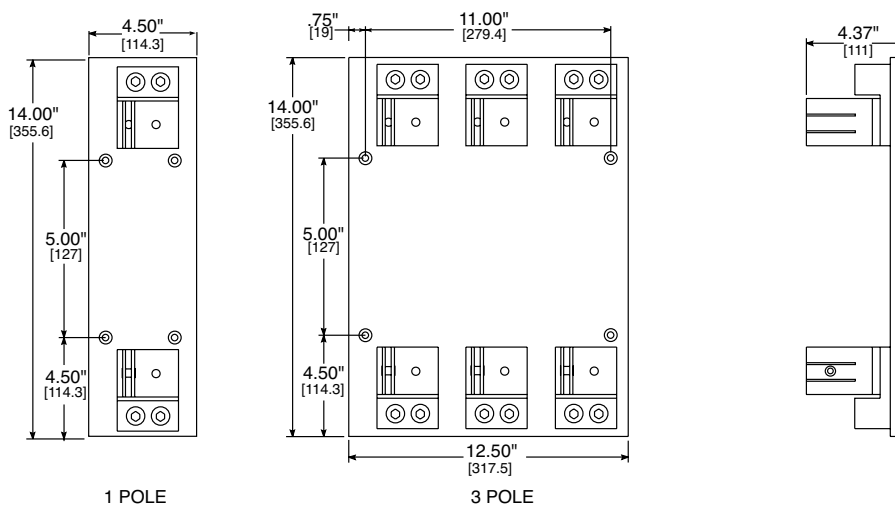
#### 250V 200A



#### 250V 400A



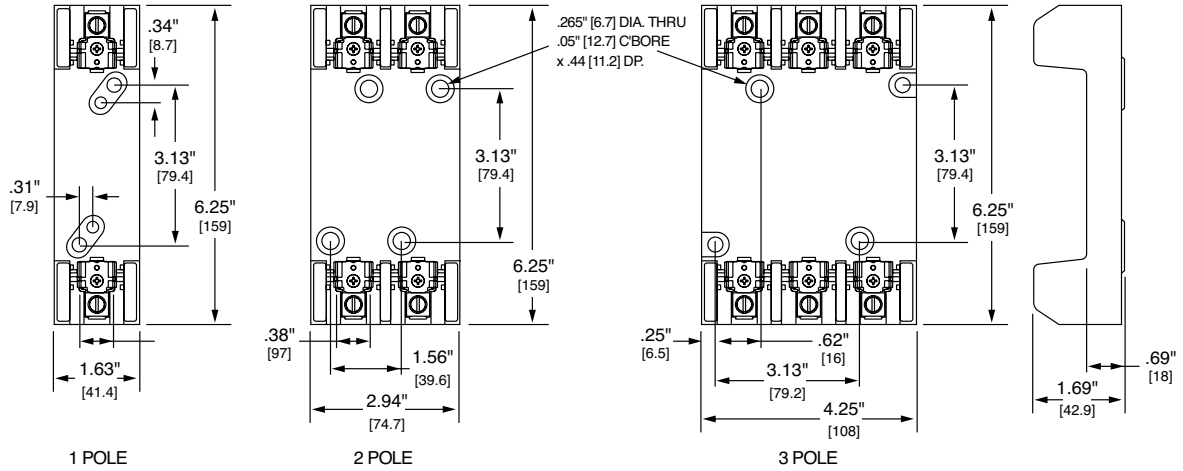
#### 250V 600A



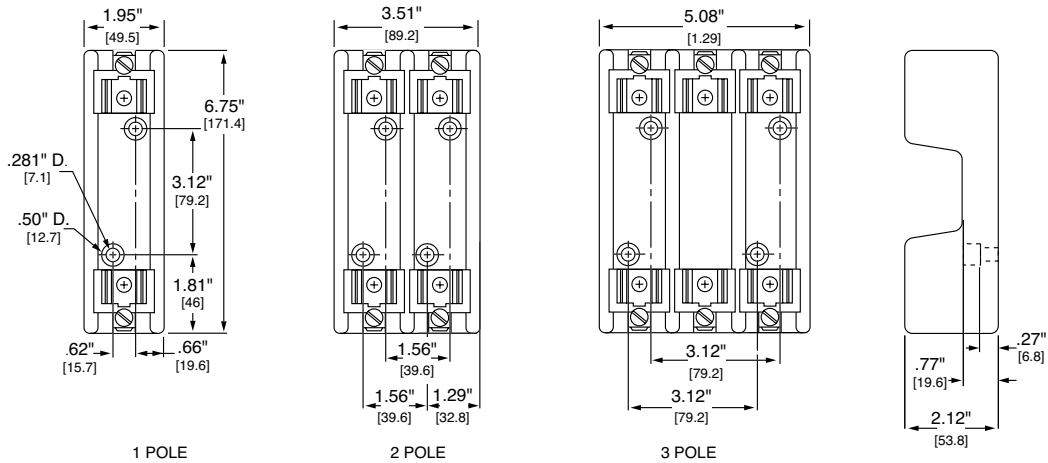
## Class H/K5 and R Fuse Blocks

### 600 Volt

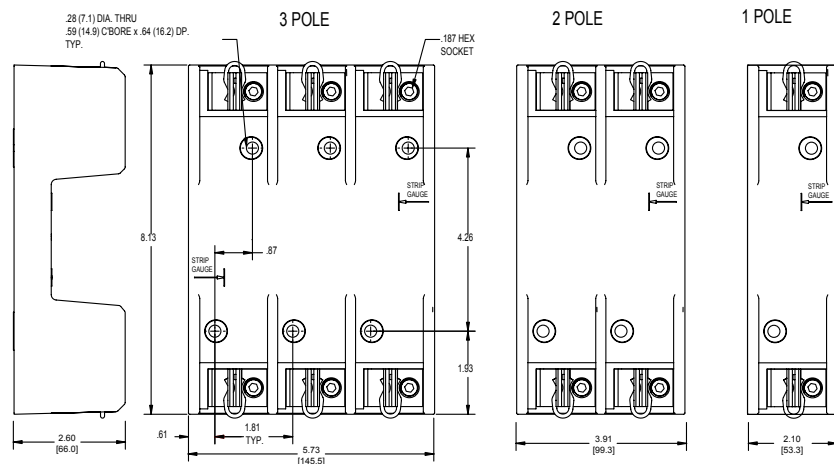
#### 600V 30A



#### 600V 60A



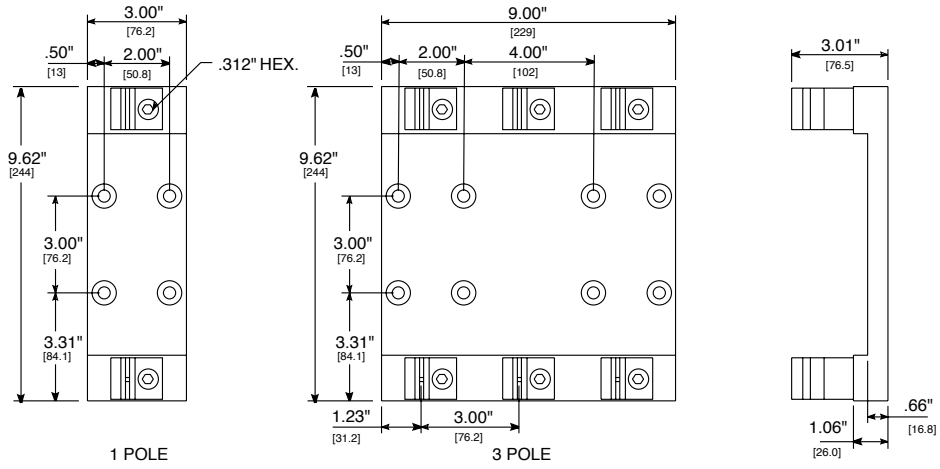
#### 600V 100A



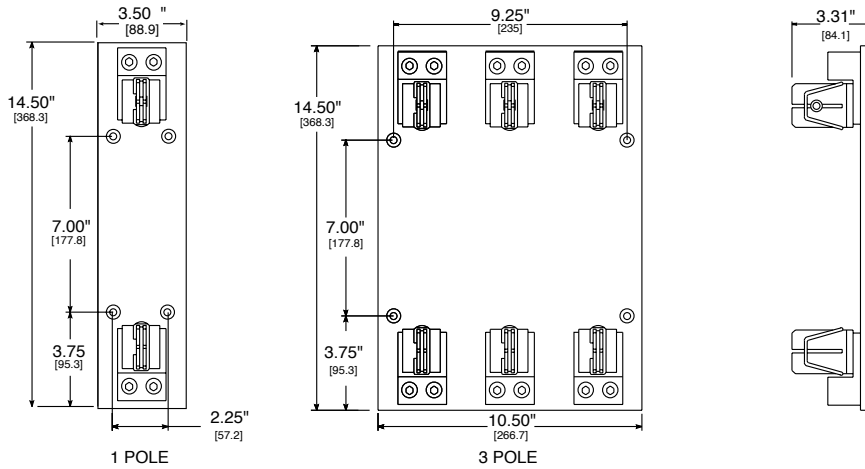
## Class H/K5 and R Fuse Blocks

600 Volt

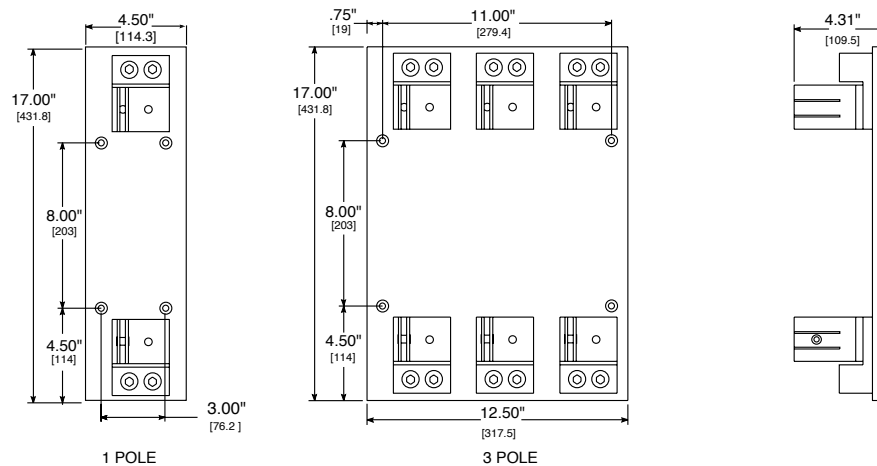
600V 200A



600V 400A



600V 600A





Компания «ЭлектроПласт» предлагает заключение долгосрочных отношений при поставках импортных электронных компонентов на взаимовыгодных условиях!

Наши преимущества:

- Оперативные поставки широкого спектра электронных компонентов отечественного и импортного производства напрямую от производителей и с крупнейших мировых складов;
- Поставка более 17-ти миллионов наименований электронных компонентов;
- Поставка сложных, дефицитных, либо снятых с производства позиций;
- Оперативные сроки поставки под заказ (от 5 рабочих дней);
- Экспресс доставка в любую точку России;
- Техническая поддержка проекта, помощь в подборе аналогов, поставка прототипов;
- Система менеджмента качества сертифицирована по Международному стандарту ISO 9001;
- Лицензия ФСБ на осуществление работ с использованием сведений, составляющих государственную тайну;
- Поставка специализированных компонентов (Xilinx, Altera, Analog Devices, Intersil, Interpoint, Microsemi, Aeroflex, Peregrine, Syfer, Eurofarad, Texas Instrument, Miteq, Cobham, E2V, MA-COM, Hittite, Mini-Circuits, General Dynamics и др.);

Помимо этого, одним из направлений компании «ЭлектроПласт» является направление «Источники питания». Мы предлагаем Вам помощь Конструкторского отдела:

- Подбор оптимального решения, техническое обоснование при выборе компонента;
- Подбор аналогов;
- Консультации по применению компонента;
- Поставка образцов и прототипов;
- Техническая поддержка проекта;
- Защита от снятия компонента с производства.



#### Как с нами связаться

**Телефон:** 8 (812) 309 58 32 (многоканальный)

**Факс:** 8 (812) 320-02-42

**Электронная почта:** [org@eplast1.ru](mailto:org@eplast1.ru)

**Адрес:** 198099, г. Санкт-Петербург, ул. Калинина, дом 2, корпус 4, литера А.