Subminiature Fuse, 6.4 mm, Quick-Acting F, Telecom

UL 248-14 · 125 VAC · 125 VDC · Quick-Acting F

## Description
- Directly solderable on printed circuit boards

## Standards
- IEC 60127-3/1
- UL 248-14
- CSA C22.2 no. 248.14
- Telcordia GR-1089
- UL 60950 / IEC 60950
- ITU-T K.20 and K.21
- TIA-968-A

## Approvals
- UL File Number: E41599
- CSA File Number: 51172

## Applications
- xDSL and ADSL linecards and modems

## References
Packaging Details
Corresponding Fuseholder FME; FMR; FMS (125V)

## Weblinks
pdf-datasheet, html-datasheet, General Product Information, Approvals, CE declaration of conformity, RoHS, CHINA-RoHS, e-Shop, SCHURTER-Stock-Check, Distributor-Stock-Check, Detailed request for product

## Technical Data

| | |
|---|---|
| Rated Voltage | 125 VAC, 125 VDC |
| Rated Current | 0.25 - 3.15 A |
| Breaking Capacity | 300 A |
| Characteristic | Quick-Acting F |
| Mounting | PCB,THT |
| Admissible Ambient Air Temp. | -25 °C to 85 °C |
| Climatic Category | 25/085/21 acc. to IEC 60068-1 |
| Material: Housing | Thermoplastic, UL 94V-0 |
| Material: Terminals | Tin-Plated Copper |
| Unit Weight | 0.34 g |
| Storage Conditions | 0 °C to 40 °C, max. 70% r.h. |
| Product Marking | S, Type, Current, Dielectric strength, Characteristic, Approvals |

| | |
|---|---|
| Soldering Methods | Wave, Iron |
| Solderability | 235 °C / 2 sec acc. to IEC 60068-2-20, Test Ta |
| Resistance to Soldering Heat | 260 °C / 10 sec acc. to IEC 60068-2-20, Test Tb |
| Current Carrying Capacity | acc. to EIA/IS-722, Test 4.3.3 |
| Life Test | MIL-STD-202, Method 108A (1000h @ 0.42*In @ 70°C) |
| Terminal Strength | MIL-STD-202, Method 211A Deflection of board 1 mm for 1 minute |
| Case Resistance | acc. to EIA/IS-722, Test 4.7 >100 MΩ (between leeds and body) |
| Mechanical Shock | MIL-STD-202, Method 213B (Shock 50gn, half sine wave, 11 ms) |
| Vibration, High Frequency | MIL-STD-202, Method 204D Shock 20 gn, 20 min, 10-2 kHz, 12 cyc. |
| Resistance to Solvents | MIL-STD-202, Method 215A |
| Flammability | UL 94V-0 (acc. to EIA/IS-722, Test 4.12) |

## Dimensions

6.4 mm

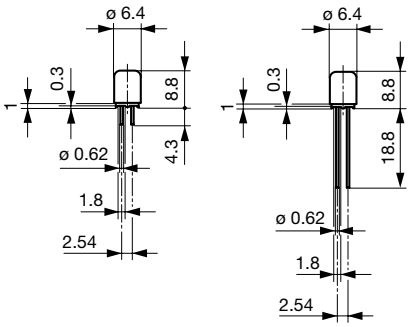

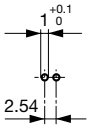


Drilling diagram

## Pre-Arcing Time

| Rated Current In | 1.5 x In max. | 2.0 x In max. | 2.75 x In max. | 4.0 x In max. | 10.0 x In max. |
|---|---|---|---|---|---|
| 0.25 A - 3.15 A | 10 min | 5 s | 300 ms | 30 ms | 4 ms |

## Variants

S = Short Terminals
L = Long Terminals
T = Taped and Reeled
.

| Rated Current [A] | Rated Voltage [VAC] | Rated Voltage [VDC] | Voltage Drop 1.0 In typ. [mV] | Power Dissipation 1.0 $I_n$ typ. [mW] | Melting $I^2t$ 10.0 Intyp. [$A^2s$] | GR-1089-CORE [A] | UL60950 | ITU - Lightning Surge [A] | ITU - Power Induc- | ITU - Power Contact [A] | S | L | T | Order Number |
|---|---|---|---|---|---|---|---|---|---|---|---|---|---|---|
| 0.25 | 125 | 125 | 620 | 100 | 0.0055 | < 1.5 | ● | 4.5 | ● | 300.0 | ● | | | 2030.0013 |
| 0.315 | 125 | 125 | 680 | 200 | 0.025 | < 1.5 | ● | 5.6 | ● | 300.0 | ● | | | 2030.0014 |
| 0.4 | 125 | 125 | 180 | 100 | 0.013 | 1.6 | ● | 5.9 | ● | 300.0 | ● | | | 2030.0015 |
| 0.5 | 125 | 125 | 180 | 100 | 0.02 | 2.4 | ● | 6.4 | ● | 300.0 | ● | | | 2030.0016 |
| 0.63 | 125 | 125 | 180 | 100 | 0.045 | 2.7 | ● | 7.2 | ● | 300.0 | ● | | | 2030.0017 |
| 0.71 | 125 | 125 | 140 | 100 | 0.045 | 2.9 | ● | 7.8 | ● | 300.0 | ● | | | 2030.0018 |
| 0.75 | 125 | 125 | 170 | 100 | 0.02 | 3.0 | ● | 8.5 | ● | 300.0 | ● | | | 2030.0019 |
| 0.8 | 125 | 125 | 150 | 100 | 0.04 | 5.0 | ● | 11 | ● | 300.0 | ● | | | 2030.0020 |
| 1 | 125 | 125 | 150 | 100 | 0.07 | 6.0 | ● | 16 | ● | 300.0 | ● | | | 2030.0021 |
| 1.25 | 125 | 125 | 150 | 200 | 0.12 | 9.3 | ● | 21 | ● | 300.0 | ● | | | 2030.0022 |
| 1.6 | 125 | 125 | 150 | 200 | 0.29 | > 14.0 | ● | 35 | ● | 300.0 | ● | | | 2030.0023 |
| 2 | 125 | 125 | 130 | 200 | 0.43 | > 14.0 | ● | 38 | ● | 300.0 | ● | | | 2030.0024 |
| 2.5 | 125 | 125 | 120 | 300 | 0.6 | > 14.0 | ● | 57 | ● | 300.0 | ● | | | 2030.0025 |
| 3.15 | 125 | 125 | 120 | 400 | 1.11 | > 14.0 | ● | 65 | ● | 300.0 | ● | | | 2030.0026 |
| 0.25 | 125 | 125 | 620 | 100 | 0.0055 | < 1.5 | ● | 4.5 | ● | 300.0 | | ● | | 2030.0243 |
| 0.315 | 125 | 125 | 680 | 200 | 0.025 | < 1.5 | ● | 5.6 | ● | 300.0 | | ● | | 2030.0244 |
| 0.4 | 125 | 125 | 180 | 100 | 0.013 | 1.6 | ● | 5.9 | ● | 300.0 | | ● | | 2030.0245 |
| 0.5 | 125 | 125 | 180 | 100 | 0.02 | 2.4 | ● | 6.4 | ● | 300.0 | | ● | | 2030.0246 |
| 0.63 | 125 | 125 | 180 | 100 | 0.045 | 2.7 | ● | 7.2 | ● | 300.0 | | ● | | 2030.0247 |
| 0.71 | 125 | 125 | 140 | 100 | 0.045 | 2.9 | ● | 7.8 | ● | 300.0 | | ● | | 2030.0248 |
| 0.75 | 125 | 125 | 170 | 100 | 0.02 | 3.0 | ● | 8.5 | ● | 300.0 | | ● | | 2030.0249 |
| 0.8 | 125 | 125 | 150 | 100 | 0.04 | 5.0 | ● | 11 | ● | 300.0 | | ● | | 2030.0250 |
| 1 | 125 | 125 | 150 | 100 | 0.07 | 6.0 | ● | 16 | ● | 300.0 | | ● | | 2030.0251 |
| 1.25 | 125 | 125 | 150 | 200 | 0.12 | 9.3 | ● | 21 | ● | 300.0 | | ● | | 2030.0252 |
| 1.6 | 125 | 125 | 150 | 200 | 0.29 | > 14.0 | ● | 35 | ● | 300.0 | | ● | | 2030.0253 |
| 2 | 125 | 125 | 130 | 200 | 0.43 | > 14.0 | ● | 38 | ● | 300.0 | | ● | | 2030.0254 |
| 2.5 | 125 | 125 | 120 | 300 | 0.6 | > 14.0 | ● | 57 | ● | 300.0 | | ● | | 2030.0255 |
| 3.15 | 125 | 125 | 120 | 400 | 1.11 | > 14.0 | ● | 65 | ● | 300.0 | | ● | | 2030.0256 |

1) 50 A @ 125 VAC

| | | |
|---|---|---|
| **Packaging Unit** | S = | Plastic Bag (100 pcs.) |
| | L = | Bulk (100 pcs.) |
| | T = | Taped 36 cm Reel (1000 pcs.) |

**[Kennlinien]**

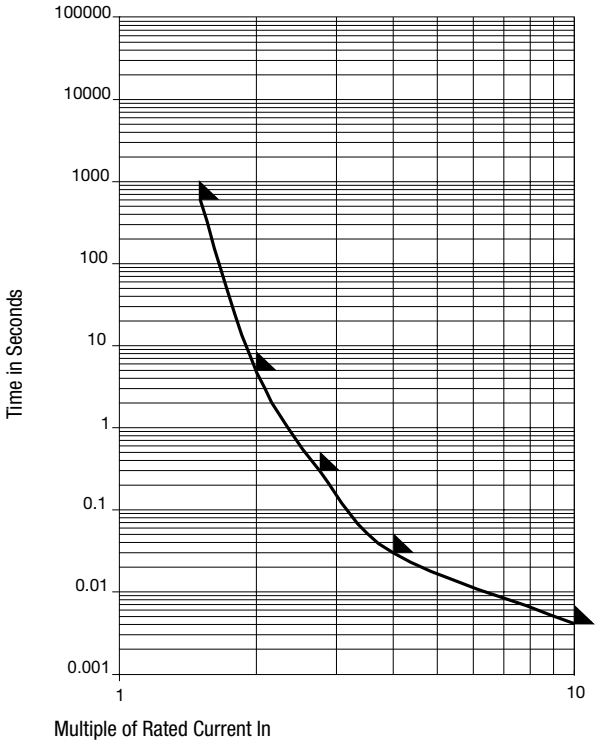




The specifications, descriptions and illustrations indicated in this document are based on current information. All content is subject to modifications and amendments.

Компания «ЭлектроПласт» предлагает заключение долгосрочных отношений при поставках импортных электронных компонентов на взаимовыгодных условиях!

Наши преимущества:

- Оперативные поставки широкого спектра электронных компонентов отечественного и импортного производства напрямую от производителей и с крупнейших мировых складов;
- Поставка более 17-ти миллионов наименований электронных компонентов;
- Поставка сложных, дефицитных, либо снятых с производства позиций;
- Оперативные сроки поставки под заказ (от 5 рабочих дней);
- Экспресс доставка в любую точку России;
- Техническая поддержка проекта, помощь в подборе аналогов, поставка прототипов;
- Система менеджмента качества сертифицирована по Международному стандарту ISO 9001;
- Лицензия ФСБ на осуществление работ с использованием сведений, составляющих государственную тайну;
- Поставка специализированных компонентов (Xilinx, Altera, Analog Devices, Intersil, Interpoint, Microsemi, Aeroflex, Peregrine, Syfer, Eurofarad, Texas Instrument, Miteq, Cobham, E2V, MA-COM, Hittite, Mini-Circuits,General Dynamics и др.);

Помимо этого, одним из направлений компании «ЭлектроПласт» является направление «Источники питания». Мы предлагаем Вам помощь Конструкторского отдела:

- Подбор оптимального решения, техническое обоснование при выборе компонента;
- Подбор аналогов;
- Консультации по применению компонента;
- Поставка образцов и прототипов;
- Техническая поддержка проекта;
- Защита от снятия компонента с производства.

**Как с нами связаться**

**Телефон:** 8 (812) 309 58 32 (многоканальный)
**Факс:** 8 (812) 320-02-42
**Электронная почта:** org@eplast1.ru
**Адрес:** 198099, г. Санкт-Петербург, ул. Калинина, дом 2, корпус 4, литера А.