

PanZone® Wall Mount Cabinet

specifications

Hinged wall mount cabinet shall be constructed from steel and capable of managing 12 rack units of active and passive networking equipment plus two additional rack units for power strips and small electronic devices, such as modems, routers, etc. The cabinet shall have hinged doors on front and back for complete access to networking equipment. Cabinet shall allow use of standard length patch cords and have capabilities for managing all patch cord slack without blocking ventilation openings or vertical pathways. Cabinet shall be engineered to allow proper climate control for use with various networking equipment including Power over Ethernet (PoE) switches and Uninterrupted Power Supplies (UPS).



technical information

Dimensions:	PZC12S, PZC12P, PZC12W: 25.8"H x 25.0"W x 22.85"D (656mm x 635mm x 581mm)
Standards:	Accepts 19" EIA rack mount panels and equipment
Performance:	Working load rating 250 lbs.
Packaging:	Cabinet, locks, two adjustable #12-24 threaded rails, assembly hardware and rear cable routing accessory kit

key features and benefits

Structurally engineered design	Allows cabinet to swing freely for easy operation even under maximum load capacity
Horizontal slack manager (available)	Improves cable routing by enabling front accessible moves, adds, and changes; increases airflow through the cabinet because patch cords are no longer in the vertical channel blocking side ventilation
Thermal management system	Optimizes airflow for improved heat dissipation from various switches and power supplies
Fan kit (available)	Provides additional ventilation for multiple switches or PoE enabled devices; use in cabinets with a solid or windowed door
Adjustable equipment rails (1" increments)	Increases usable cabinet depth by accommodating various equipment including 1 RU or 2 RU PoE switches up to 17.5" deep
Rack spaces identification	Allows for quick and easy location of rack spaces speeding installation of horizontal rack mount products
Grounding kit (available)	Complies with TIA/EIA grounding and bonding specifications

applications

The PanZone® Wall Mount Cabinet is a zone cabling solution for connecting up to 96 users in applications where a telecommunication room is not available or when security is a concern. There are two options for cable routing and management inside the cabinet. The optional horizontal slack manager can be installed between an active network switch and patch panel to manage the patch cords, which is especially useful for high-density applications.

This method allows for improved airflow and cooling of network equipment and is of particular benefit for PoE applications. The second option is to use traditional horizontal cable managers located adjacent to the patch panels to route the patch cords and any slack should be bundled in the cabinet's vertical channel. Optional rear equipment rails provide additional support for network equipment up to 17.5" deep, providing versatility for greater range of applications.

PanZone® Wall Mount Cabinets

Solid door:	PZC12S
Perforated door:	PZC12P
Window door:	PZC12W

PanZone® Cable Management Options

Horizontal slack manager:	PZCHSM2
Cable bend radius post, 4":	PZBR4
Cable bend radius post, 3.5":	PZBR3.5
Cable bend radius post, 3":	PZBR3
Strain relief bracket, 2" offset:	SRB19BLY

PanZone® Accessories

Fan kit, 51 cfm:	PZCFK
Fan filter replacement:	PZCFR
Grounding kit:	PZCGK
Rear equipment rails kit, #12-24 threaded:	PZCRR

PanZone® Solid UTP Patch Cords**

Cat 6A SD, plenum, plug-plug, blue:	UXPPBU*
Cat 6, plenum, plug-plug, blue:	UPPBU*

PanZone® Solid STP Patch Cords**

Cat 6A, plenum, plug-plug, blue:	SAPPBU*
---	---------

Power Strips 19" Horizontal

15 A:	CMRPSH15
20 A:	CMRPSH20

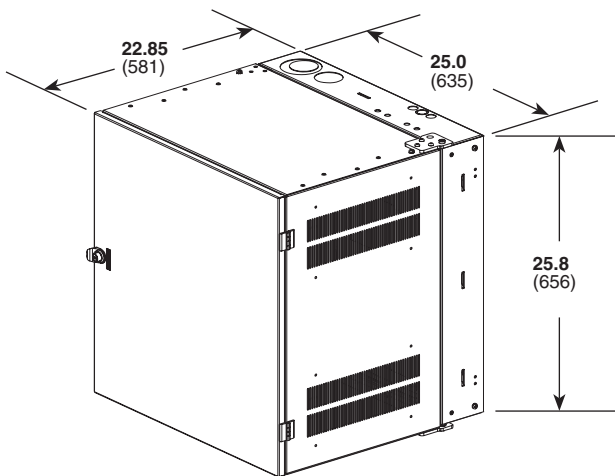
Mini-Com® Ultimate ID® Modular Patch Panels

24-port:	UICMPP24BLY
48-port:	UICMPP48BLY

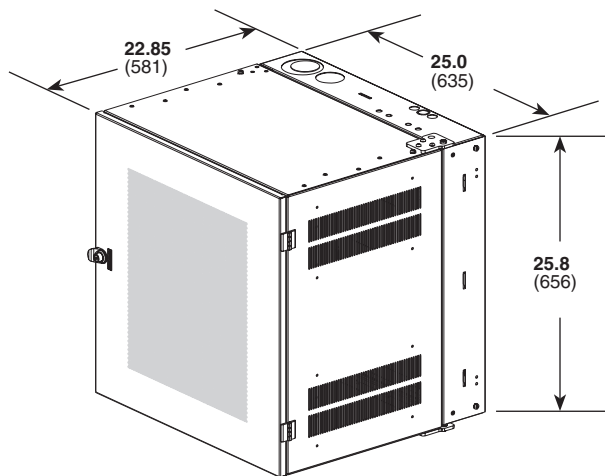
* Zone cords are available in 10 to 100 ft lengths in 5 ft increments. And 100 to 150 ft lengths in 10 ft increments.

** Plug to Plug versions are listed. Jack to Plug and Jack to Jack options are also available

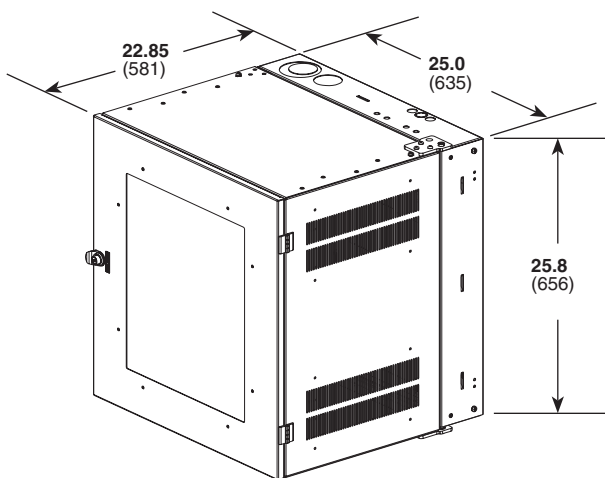
PanZone® Wall Mount Cabinet



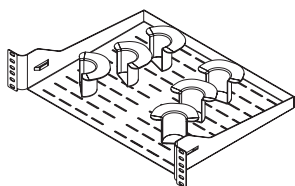
PZC12S – Wall Mount Cabinet with solid door



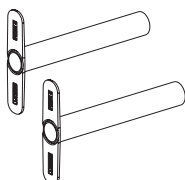
PZC12P – Wall Mount Cabinet with perforated door



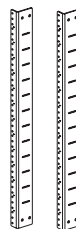
PZC12W - Wall Mount Cabinet with windowed door



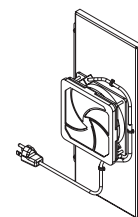
**PZCHSM2
Horizontal Slack
Manager, 2 RU**



**PZBR4
4" Bend Radius
Post Kit**



**PZCRR
Rear Equipment
Rail Kit**



**PZCFK
Fan Kit**

PanZone® Wall Mount Cabinet Cable Management Options and Accessories

Dimensions are in inches [Dimensions in brackets are metric]

WORLDWIDE SUBSIDIARIES AND SALES OFFICES

PANDUIT CANADA
Markham, Ontario
cs-cdn@panduit.com
Phone: 800.777.3300

PANDUIT EUROPE LTD.
London, UK
cs-emea@panduit.com
Phone: 44.20.8601.7200

PANDUIT SINGAPORE PTE. LTD.
Republic of Singapore
cs-ap@panduit.com
Phone: 65.6305.7575

PANDUIT JAPAN
Tokyo, Japan
cs-japan@panduit.com
Phone: 81.3.6863.6000

PANDUIT LATIN AMERICA
Guadalajara, Mexico
cs-la@panduit.com
Phone: 52.33.3777.6000

PANDUIT AUSTRALIA PTY. LTD.
Victoria, Australia
cs-aus@panduit.com
Phone: 61.3.9794.9020

For a copy of Panduit product warranties, log on to www.panduit.com/warranty

For more information

Visit us at www.panduit.com

Contact Customer Service by email: cs@panduit.com
or by phone: 800.777.3300

PANDUIT®

©2016 Panduit Corp.
ALL RIGHTS RESERVED.
ZCSP13--WW-ENG
Replaces WW-ZCSP02
12/16/16



Компания «ЭлектроПласт» предлагает заключение долгосрочных отношений при поставках импортных электронных компонентов на взаимовыгодных условиях!

Наши преимущества:

- Оперативные поставки широкого спектра электронных компонентов отечественного и импортного производства напрямую от производителей и с крупнейших мировых складов;
- Поставка более 17-ти миллионов наименований электронных компонентов;
- Поставка сложных, дефицитных, либо снятых с производства позиций;
- Оперативные сроки поставки под заказ (от 5 рабочих дней);
- Экспресс доставка в любую точку России;
- Техническая поддержка проекта, помощь в подборе аналогов, поставка прототипов;
- Система менеджмента качества сертифицирована по Международному стандарту ISO 9001;
- Лицензия ФСБ на осуществление работ с использованием сведений, составляющих государственную тайну;
- Поставка специализированных компонентов (Xilinx, Altera, Analog Devices, Intersil, Interpoint, Microsemi, Aeroflex, Peregrine, Syfer, Eurofarad, Texas Instrument, Miteq, Cobham, E2V, MA-COM, Hittite, Mini-Circuits, General Dynamics и др.);

Помимо этого, одним из направлений компании «ЭлектроПласт» является направление «Источники питания». Мы предлагаем Вам помощь Конструкторского отдела:

- Подбор оптимального решения, техническое обоснование при выборе компонента;
- Подбор аналогов;
- Консультации по применению компонента;
- Поставка образцов и прототипов;
- Техническая поддержка проекта;
- Защита от снятия компонента с производства.



Как с нами связаться

Телефон: 8 (812) 309 58 32 (многоканальный)

Факс: 8 (812) 320-02-42

Электронная почта: org@eplast1.ru

Адрес: 198099, г. Санкт-Петербург, ул. Калинина, дом 2, корпус 4, литера А.