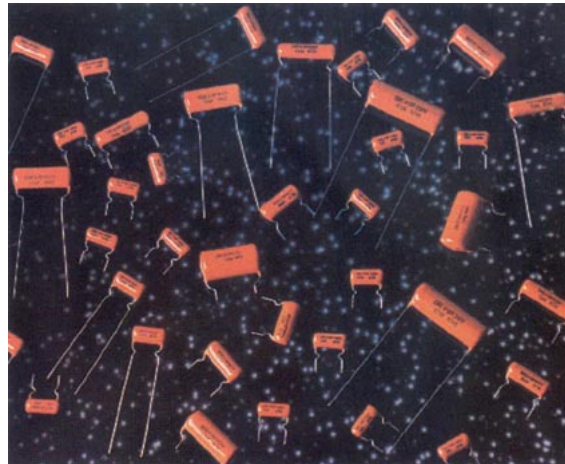


# Type 418P, Orange Drop<sup>®</sup>, Polyester Film/Foil Capacitors

## Type 418P Orange Drop<sup>®</sup> Round Profile Polyester Film/Foil Capacitors

### Features

- Radial-lead. Round profile.
- Non-inductively wound, extended foil construction.
- Ratings up to 1000 Volts DC.



### Specifications

#### Capacitance Range:

.001 to 1.0  $\mu\text{F}$

#### Capacitance Tolerance:

$\pm 5\%$ ,  $\pm 10\%$ ,  $\pm 20\%$

#### Voltage Ratings:

100 to 1000 Volts DC

#### Operating Temperature Range:

$-55^{\circ}\text{C}$  to  $+85^{\circ}\text{C}$  (at full voltage)

#### Voltage Derating:

At  $+105^{\circ}\text{C}$ , 70% of  $+85^{\circ}\text{C}$  rating.

At  $+125^{\circ}\text{C}$ , 50% of  $+85^{\circ}\text{C}$  rating.

#### Lead Wire:

Tinned copper-clad steel,  
.032 (0.8) diameter, #20 AWG

#### Insulation Resistance:

At  $+25^{\circ}\text{C}$ : 100,000  $\text{M}\Omega$  for  $C \leq .25 \mu\text{F}$   
25,000  $\text{M}\Omega\text{-}\mu\text{F}$  for  $C > .25 \mu\text{F}$

At  $+85^{\circ}\text{C}$ : 10,000  $\text{M}\Omega$  for  $C \leq .15 \mu\text{F}$   
1,500  $\text{M}\Omega\text{-}\mu\text{F}$  for  $C > .15 \mu\text{F}$

At  $+105^{\circ}\text{C}$ : 1,500  $\text{M}\Omega$  for  $C \leq .17 \mu\text{F}$   
250  $\text{M}\Omega\text{-}\mu\text{F}$  for  $C > .17 \mu\text{F}$

At  $+125^{\circ}\text{C}$ : 200  $\text{M}\Omega$  for  $C \leq .13 \mu\text{F}$   
25  $\text{M}\Omega\text{-}\mu\text{F}$  for  $C > .13 \mu\text{F}$

#### Dissipation Factor:

0.75% Maximum @ 1 KHz,  $+25^{\circ}\text{C}$

#### Encapsulation:

Conformal coating of orange, flame retardant epoxy. Meets UL94V-0 specifications.

#### Dielectric/Construction:

Polyester film, single section design.  
Non-inductively wound with extended aluminum foil.

# Type 418P, Orange Drop<sup>®</sup>, Polyester Film/Foil Capacitors

## General Specifications

The Type 418P Orange Drop<sup>®</sup> is designed and manufactured for operation in a wide range of demanding environments and applications. Type 418P capacitors are wound from the most reliable polyester film and aluminum foil available and are protected by a rugged conformal coating of orange epoxy. They may be operated up to +125°C with proper derating.

The 418P series finds use in many commercial and industrial applications, from power supplies and audio amplifiers to welding equipment and ultrasonics.

### Operating Temperature Range:

The standard operating temperature range for polyester film is -55°C to +85°C. The 418P may be operated at full voltage within this temperature range.

The 418P may be operated up to +105°C provided the DC working voltage is reduced to 70% of the +85°C rating (full rating), and up to +125°C with a 50% reduction from the +85°C rating (full rating).

For more specific details regarding operation above +85°C please contact our design engineering department.

The maximum operating temperature for the 418P polyester film capacitor is +125°C.

### Dielectric Withstanding Voltage:

Units rated below 1000 VDC shall withstand a DC potential of 250% of rated voltage applied between terminals for not more than 5 seconds. Units rated at 1000 VDC shall withstand a DC potential of 200% of rated voltage applied between terminals for not more than 5 seconds.

### Lead Bend Test:

After 3 consecutive 180° bends. No damage.

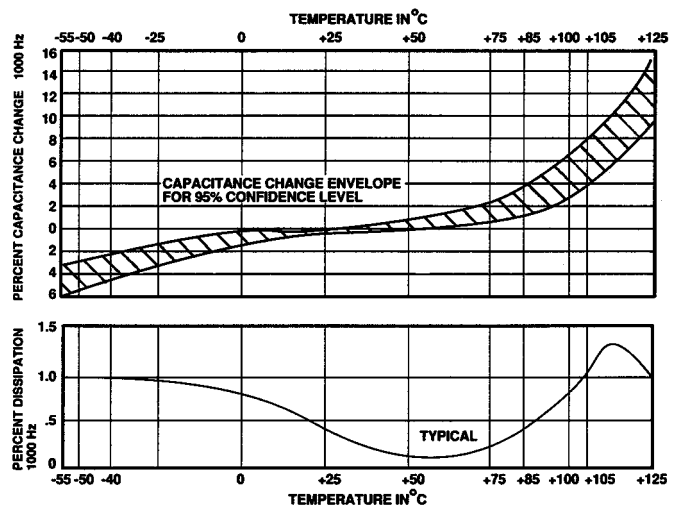
### Humidity Testing:

Units subjected to 95% relative humidity for 72 hours with no voltage applied at +75°C. After 4 hours of drying minimum product of insulation resistance and capacitance shall be 5,000 MΩ-μF

### DC Voltage Life Test:

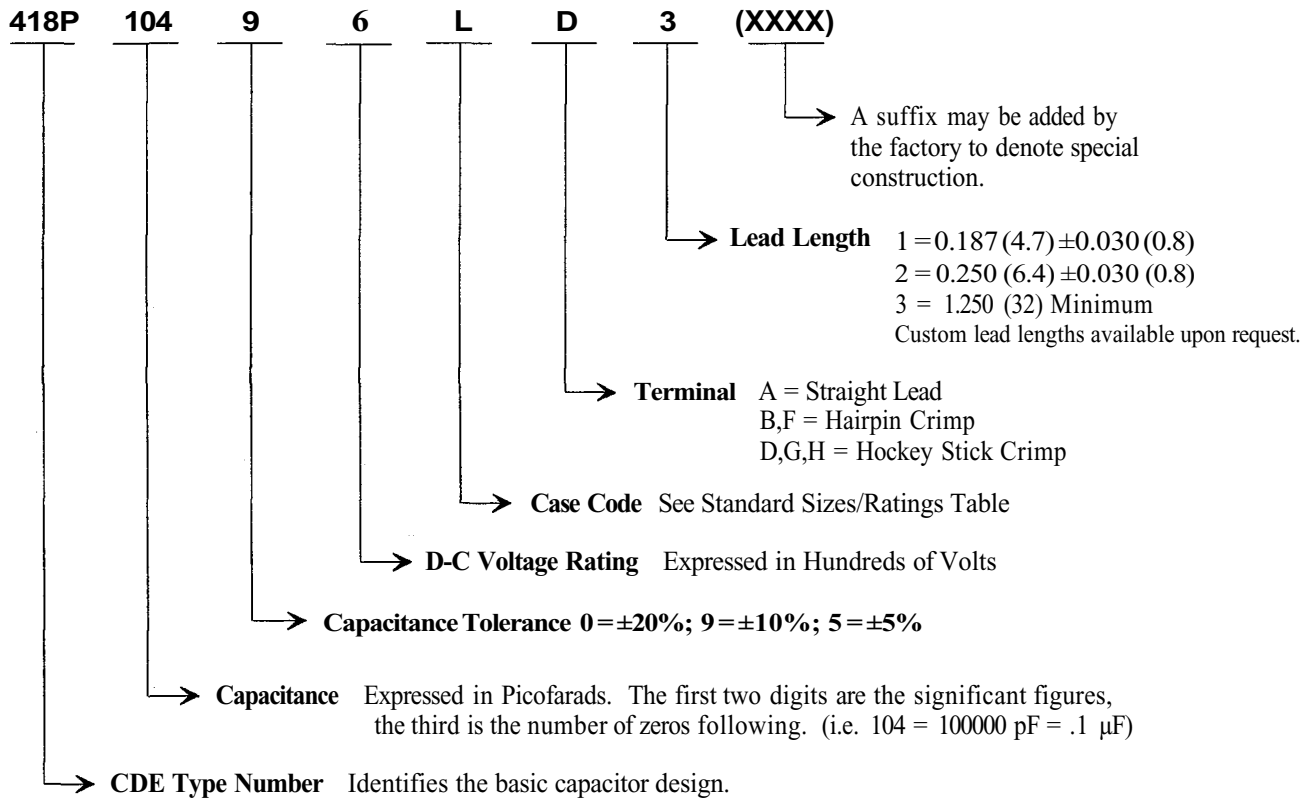
500 hours at +85°C at 150% of rated voltage. After test; capacitance shall not have changed by more than ±5% of initial value, insulation resistance shall not have decreased by more than 50% of initial value and dissipation factor shall not have increased to more than 1.0%. In addition, there should be no open or short circuits, and no sign of visible damage.

### Typical Temperature Characteristics:



# Type 418P, Orange Drop<sup>®</sup>, Polyester Film/Foil Capacitors

## Ordering/Part Number Information



## Standard Marking Format

### Sample Marking on unit

CDE418P600V  
104K 9810

### Description

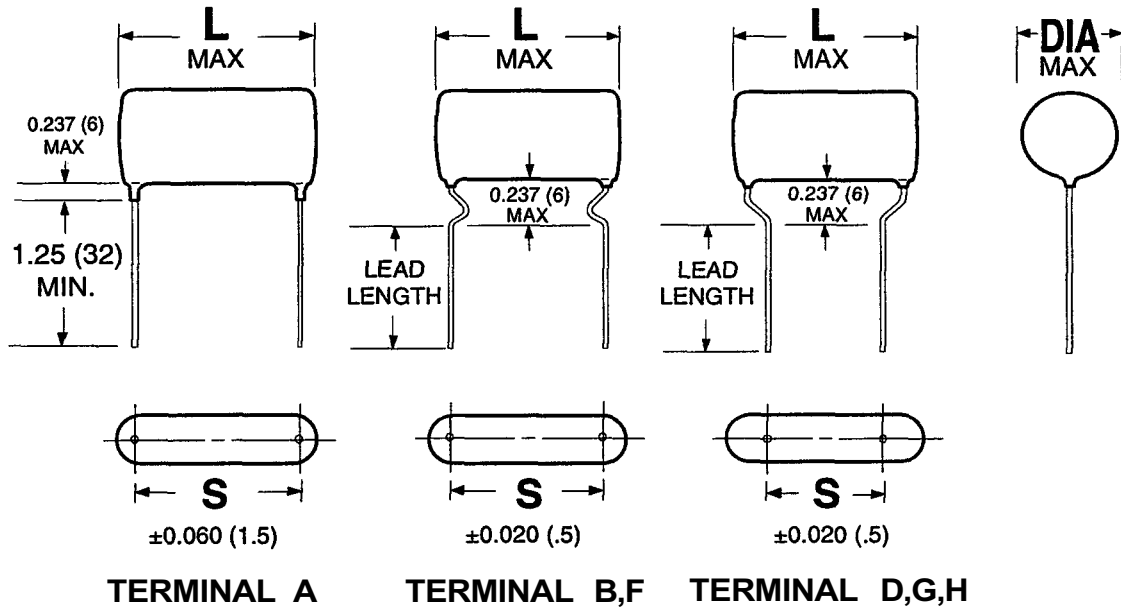
CDE - CDE Electronics identification  
 418P - Type number  
 600V - D-C Voltage rating, Volts  
 104K - Capacitance and tolerance code  
 9810 - Weekly date code  
 (i.e. 10th week of 1998)

### Tolerance codes per EIA Standards

J ±5%  
 K ±10%  
 M ±20%

# Type 418P, Orange Drop<sup>®</sup>, Polyester Film/Foil Capacitors

## Standard Lead Styles



## Standard Lead Spacings

CASE CODE	S					
	Term. A	Term. B	Term. D	Term. F	Term. G	Term. H
J	0.500 (12.7)	0.500 (12.7)	0.375 (9.5)	0.394 (10)	0.295 (7.5)	0.197 (5)
K	0.688 (17.5)	0.688 (17.5)	0.375 (9.5)	0.590 (15)	0.394 (10)	0.295 (7.5)
L	0.969 (24.6)	0.969 (24.6)	0.719 (18.3)	0.886 (22.5)	0.590 (15)	---
M	1.344 (34.1)	1.344 (34.1)	1.094 (27.8)	---	1.083 (27.5)	---

# Type 418P, Orange Drop<sup>®</sup>, Polyester Film/Foil Capacitors

## Type 418P Standard Sizes/Ratings<sup>2</sup>

Value, $\mu$ F	Part Number <sup>1</sup>	LMAX	DIA MAX	Value, $\mu$ F	Part Number <sup>1</sup>	L MAX	DIA MAX
<b>100 VDC</b>				<b>400 VDC</b>			
.027	418P27391J	.70 (17.8)	.35 (8.9)	.001	418P10294J	.70 (17.8)	.30 (7.6)
.033	418P33391J	.70 (17.8)	.35 (8.9)	.0012	418P12294J	.70 (17.8)	.30 (7.6)
.039	418P39391J	.70 (17.8)	.35 (8.9)	.0015	418P15294J	.70 (17.8)	.30 (7.6)
.047	418P47391J	.70 (17.8)	.35 (8.9)	.0018	418P18294J	.70 (17.8)	.30 (7.6)
.056	418P56391J	.70 (17.8)	.35 (8.9)	.0022	418P22294J	.70 (17.8)	.30 (7.6)
.068	418P68391J	.70 (17.8)	.35 (8.9)	.0027	418P27294J	.70 (17.8)	.30 (7.6)
.082	418P82391K	.90 (22.9)	.40 (10.2)	.0033	418P33294J	.70 (17.8)	.30 (7.6)
.1	418P10491K	.90 (22.9)	.40 (10.2)	.0039	418P39294J	.70 (17.8)	.30 (7.6)
.12	418P12491K	.90 (22.9)	.45 (11.4)	.0047	418P47294J	.70 (17.8)	.30 (7.6)
.15	418P15491K	.90 (22.9)	.45 (11.4)	.0056	418P56294J	.70 (17.8)	.33 (8.4)
.18	418P18491L	1.20 (30.5)	.45 (11.4)	.0068	418P68294J	.70 (17.8)	.33 (8.4)
.22	418P22491L	1.20 (30.5)	.45 (11.4)	.0082	418P82294J	.70 (17.8)	.35 (8.9)
.27	418P27491L	1.20 (30.5)	.50 (12.7)	.01	418P10394J	.70 (17.8)	.35 (8.9)
.33	418P33491L	1.20 (30.5)	.50 (12.7)	.012	418P12394J	.70 (17.8)	.35 (8.9)
.39	418P39491M	1.60 (40.6)	.50 (12.7)	.015	418P15394J	.70 (17.8)	.38 (9.7)
.47	418P47491M	1.60 (40.6)	.50 (12.7)	.018	418P18394K	.90 (22.9)	.38 (9.7)
.56	418P56491M	1.60 (40.6)	.60 (15.2)	.022	418P22394K	.90 (22.9)	.38 (9.7)
.68	418P68491M	1.60 (40.6)	.60 (15.2)	.027	418P27394K	.90 (22.9)	.40 (10.2)
.82	418P82491M	1.60 (40.6)	.65 (16.5)	.033	418P33394K	.90 (22.9)	.40 (10.2)
1.0	418P10591M	1.60 (40.6)	.70 (17.8)	.039	418P39394L	1.20 (30.5)	.40 (10.2)
<b>200 VDC</b>				.047	418P47394L	1.20 (30.5)	.40 (10.2)
.0056	418P56292J	.70 (17.8)	.33 (8.4)	.056	418P56394L	1.20 (30.5)	.45 (11.4)
.0068	418P68292J	.70 (17.8)	.33 (8.4)	.068	418P68394L	1.20 (30.5)	.45 (11.4)
.0082	418P82292J	.70 (17.8)	.33 (8.4)	.082	418P82394L	1.20 (30.5)	.52 (13.2)
.01	418P10392J	.70 (17.8)	.33 (8.4)	.1	418P10494L	1.20 (30.5)	.52 (13.2)
.012	418P12392J	.70 (17.8)	.33 (8.4)	.12	418P12494L	1.20 (30.5)	.55 (14.0)
.015	418P15392J	.70 (17.8)	.33 (8.4)	.15	418P15494L	1.20 (30.5)	.57 (14.5)
.018	418P18392J	.70 (17.8)	.33 (8.4)	.18	418P18494M	1.60 (40.6)	.60 (15.2)
.022	418P22392J	.70 (17.8)	.33 (8.4)	.22	418P22494M	1.60 (40.6)	.60 (15.2)
.027	418P27392J	.70 (17.8)	.35 (8.9)	.27	418P27494M	1.60 (40.6)	.65 (16.5)
.033	418P33392K	.90 (22.9)	.38 (9.7)	.33	418P33494M	1.60 (40.6)	.65 (16.5)
.039	418P39392K	.90 (22.9)	.38 (9.7)	.39	418P39494M	1.60 (40.6)	.72 (18.3)
.047	418P47392K	.90 (22.9)	.38 (9.7)	.47	418P47494M	1.60 (40.6)	.80 (20.3)
.056	418P56392L	1.20 (30.5)	.38 (9.7)				
.068	418P68392L	1.20 (30.5)	.38 (9.7)				
.082	418P82392L	1.20 (30.5)	.40 (10.2)				
.1	418P10492L	1.20 (30.5)	.40 (10.2)				
.12	418P12492L	1.20 (30.5)	.45 (11.4)				
.15	418P15492L	1.20 (30.5)	.45 (11.4)				
.18	418P18492L	1.20 (30.5)	.50 (12.7)				
.22	418P22492L	1.20 (30.5)	.50 (12.7)				
.27	418P27492M	1.60 (40.6)	.47 (11.9)				
.33	418P33492M	1.60 (40.6)	.47 (11.9)				
.39	418P39492M	1.60 (40.6)	.50 (12.7)				
.47	418P47492M	1.60 (40.6)	.55 (14.0)				

1. To complete part number for specific tolerance, terminal style and lead length please refer to Ordering/Part Number Information

<sup>2</sup> page. The 418P series is available through the CDE Distribution Network on special order.

Dimensions in inches, metric (mm) in parenthesis.

# Type 418P, Orange Drop<sup>®</sup>, Polyester Film/Foil Capacitors

## Type 418P Standard Sizes/Ratings<sup>2</sup>

Value, $\mu$ F	Part Number <sup>1</sup>	LMAX	DIA MAX	Value, $\mu$ F	Part Number <sup>1</sup>	L MAX	DIA MAX
<b>600 VDC</b>				<b>1000 VDC</b>			
.001	418P10296J	.70 (17.8)	.30 (7.6)	.001	418P102910J	.70 (17.8)	.33 (8.4)
.0012	418P12296J	.70 (17.8)	.33 (8.4)	.0012	418P122910J	.70 (17.8)	.33 (8.4)
.0015	418P15296J	.70 (17.8)	.33 (8.4)	.0015	418P152910J	.70 (17.8)	.33 (8.4)
.0018	418P18296J	.70 (17.8)	.33 (8.4)	.0018	418P182910J	.70 (17.8)	.35 (8.9)
.0022	418P22296J	.70 (17.8)	.33 (8.4)	.0022	418P222910J	.70 (17.8)	.35 (8.9)
.0027	418P27296J	.70 (17.8)	.35 (8.9)	.0027	418P272910K	.90 (22.9)	.35 (8.9)
.0033	418P33296J	.70 (17.8)	.35 (8.9)	.0033	418P332910K	.90 (22.9)	.35 (8.9)
.0039	418P39296J	.70 (17.8)	.38 (9.7)	.0039	418P392910K	.90 (22.9)	.38 (9.7)
.0047	418P47296J	.70 (17.8)	.38 (9.7)	.0047	418P472910K	.90 (22.9)	.40 (10.2)
.0056	418P56296J	.70 (17.8)	.40 (10.2)	.0056	418P562910K	.90 (22.9)	.43 (10.9)
.0068	418P68296J	.70 (17.8)	.40 (10.2)	.0068	418P682910K	.90 (22.9)	.43 (10.9)
.0082	418P82296K	.90 (22.9)	.40 (10.2)	.0082	418P822910K	.90 (22.9)	.48 (12.2)
.01	418P10396K	.90 (22.9)	.40 (10.2)	.01	418P103910K	.90 (22.9)	.48 (12.2)
.012	418P12396K	.90 (22.9)	.40 (10.2)	.012	418P123910L	1.20 (30.5)	.48 (12.2)
.015	418P15396K	.90 (22.9)	.40 (10.2)	.015	418P153910L	1.20 (30.5)	.48 (12.2)
.018	418P18396K	.90 (22.9)	.45 (11.4)	.018	418P183910L	1.20 (30.5)	.58 (14.7)
.022	418P22396K	.90 (22.9)	.45 (11.4)	.022	418P223910L	1.20 (30.5)	.58 (14.7)
.027	418P27396L	1.20 (30.5)	.45 (11.4)	.027	418P273910L	1.20 (30.5)	.65 (16.5)
.033	418P33396L	1.20 (30.5)	.45 (11.4)	.033	418P333910L	1.20 (30.5)	.65 (16.5)
.039	418P39396L	1.20 (30.5)	.55 (14.0)	.039	418P393910M	1.60 (40.6)	.65 (16.5)
.047	418P47396L	1.20 (30.5)	.55 (14.0)	.047	418P473910M	1.60 (40.6)	.65 (16.5)
.056	418P56396L	1.20 (30.5)	.60 (15.2)	.056	418P563910M	1.60 (40.6)	.75 (19.1)
.068	418P68396L	1.20 (30.5)	.60 (15.2)	.068	418P683910M	1.60 (40.6)	.75 (19.1)
.082	418P82396L	1.20 (30.5)	.65 (16.5)	.082	418P823910M	1.60 (40.6)	.85 (21.6)
.1	418P10496L	1.20 (30.5)	.65 (16.5)	.1	418P104910M	1.60 (40.6)	.85 (21.6)
.12	418P12496M	1.60 (40.6)	.70 (17.8)				
.15	418P15496M	1.60 (40.6)	.70 (17.8)				
.18	418P18496M	1.60 (40.6)	.80 (20.3)				
.22	418P22496M	1.60 (40.6)	.80 (20.3)				
.25	418P25496M	1.60 (40.6)	.80 (20.3)				

<sup>1</sup> To complete part number for specific tolerance, terminal style and lead length please refer to Ordering/Part Number Information page.

<sup>2</sup> The 418P series is available through the CDE Distribution Network on special order.

Dimensions in inches, metric (mm) in parenthesis.

# Type 418P, Orange Drop<sup>®</sup>, Polyester Film/Foil Capacitors

## dV/dt Specifications

Maximum Pulse Rise Time (dV/dt) in Volts/μsec

Cap Value (μF)	100V	200V	400V	600V	1000V
.001				22100	22700
.0012				20200	20800
.0015				18100	18600
.0018				16500	17000
.0022				14900	15300
.0027				13500	13800
.0033			11000	12200	12500
.0039			10100	11200	11500
.0047			9200	10200	10500
.0056		5900	8400	9300	9000
.0068		5400	7600	8500	8200
.0082		4900	6900	7200	7400
.01		4500	6300	6600	6700
.012		4100	5700	6000	5700
.015		3600	5100	5400	5100
.018		3300	4400	4900	4700
.022		3000	4000	4400	4200
.027	2000	2700	3600	3700	3800
.033	1800	2400	3200	3300	3400
.039	1700	2100	2800	3100	2900
.047	1500	1900	2500	2800	2700
.056	1400	1800	2300	2600	2400
.068	1300	1500	2100	2300	2200
.082	1100	1400	1900	2100	2000
.1	1000	1200	1700	1900	1800
.12	900	1100	1600	1600	
.15	800	1000	1400	1500	
.18	700	900	1200	1300	
.22	600	800	1100	1200	
.25	600	800	1000	1100	
.27	600	700	1000	1100	
.33	500	600	900		
.39	400	600	800		
.47	400	500	700		
.56	400				
.68	300				
.82	300				
1.0	300				

Note: dV/dt ratings based on measurements made at the junction of the wire leads and capacitor body

Dimensions in inches, metric (mm) in parenthesis.

**Notice and Disclaimer:** All product drawings, descriptions, specifications, statements, information and data (collectively, the "Information") in this datasheet or other publication are subject to change. The customer is responsible for checking, confirming and verifying the extent to which the Information contained in this datasheet or other publication is applicable to an order at the time the order is placed. All Information given herein is believed to be accurate and reliable, but it is presented without any guarantee, warranty, representation or responsibility of any kind, expressed or implied. Statements of suitability for certain applications are based on the knowledge that the Cornell Dubilier company providing such statements ("Cornell Dubilier") has of operating conditions that such Cornell Dubilier company regards as typical for such applications, but are not intended to constitute any guarantee, warranty or representation regarding any such matter – and Cornell Dubilier specifically and expressly disclaims any guarantee, warranty or representation concerning the suitability for a specific customer application, use, storage, transportation, or operating environment. The Information is intended for use only by customers who have the requisite experience and capability to determine the correct products for their application. Any technical advice inferred from this Information or otherwise provided by Cornell Dubilier with reference to the use of any Cornell Dubilier products is given gratis (unless otherwise specified by Cornell Dubilier), and Cornell Dubilier assumes no obligation or liability for the advice given or results obtained. Although Cornell Dubilier strives to apply the most stringent quality and safety standards regarding the design and manufacturing of its products, in light of the current state of the art, isolated component failures may still occur. Accordingly, customer applications which require a high degree of reliability or safety should employ suitable designs or other safeguards (such as installation of protective circuitry or redundancies or other appropriate protective measures) in order to ensure that the failure of an electrical component does not result in a risk of personal injury or property damage. Although all product-related warnings, cautions and notes must be observed, the customer should not assume that all safety measures are indicated in such warnings, cautions and notes, or that other safety measures may not be required.





Компания «ЭлектроПласт» предлагает заключение долгосрочных отношений при поставках импортных электронных компонентов на взаимовыгодных условиях!

Наши преимущества:

- Оперативные поставки широкого спектра электронных компонентов отечественного и импортного производства напрямую от производителей и с крупнейших мировых складов;
- Поставка более 17-ти миллионов наименований электронных компонентов;
- Поставка сложных, дефицитных, либо снятых с производства позиций;
- Оперативные сроки поставки под заказ (от 5 рабочих дней);
- Экспресс доставка в любую точку России;
- Техническая поддержка проекта, помощь в подборе аналогов, поставка прототипов;
- Система менеджмента качества сертифицирована по Международному стандарту ISO 9001;
- Лицензия ФСБ на осуществление работ с использованием сведений, составляющих государственную тайну;
- Поставка специализированных компонентов (Xilinx, Altera, Analog Devices, Intersil, Interpoint, Microsemi, Aeroflex, Peregrine, Syfer, Eurofarad, Texas Instrument, Miteq, Cobham, E2V, MA-COM, Hittite, Mini-Circuits, General Dynamics и др.);

Помимо этого, одним из направлений компании «ЭлектроПласт» является направление «Источники питания». Мы предлагаем Вам помощь Конструкторского отдела:

- Подбор оптимального решения, техническое обоснование при выборе компонента;
- Подбор аналогов;
- Консультации по применению компонента;
- Поставка образцов и прототипов;
- Техническая поддержка проекта;
- Защита от снятия компонента с производства.



#### Как с нами связаться

**Телефон:** 8 (812) 309 58 32 (многоканальный)

**Факс:** 8 (812) 320-02-42

**Электронная почта:** [org@eplast1.ru](mailto:org@eplast1.ru)

**Адрес:** 198099, г. Санкт-Петербург, ул. Калинина, дом 2, корпус 4, литера А.