



FCconnect.com

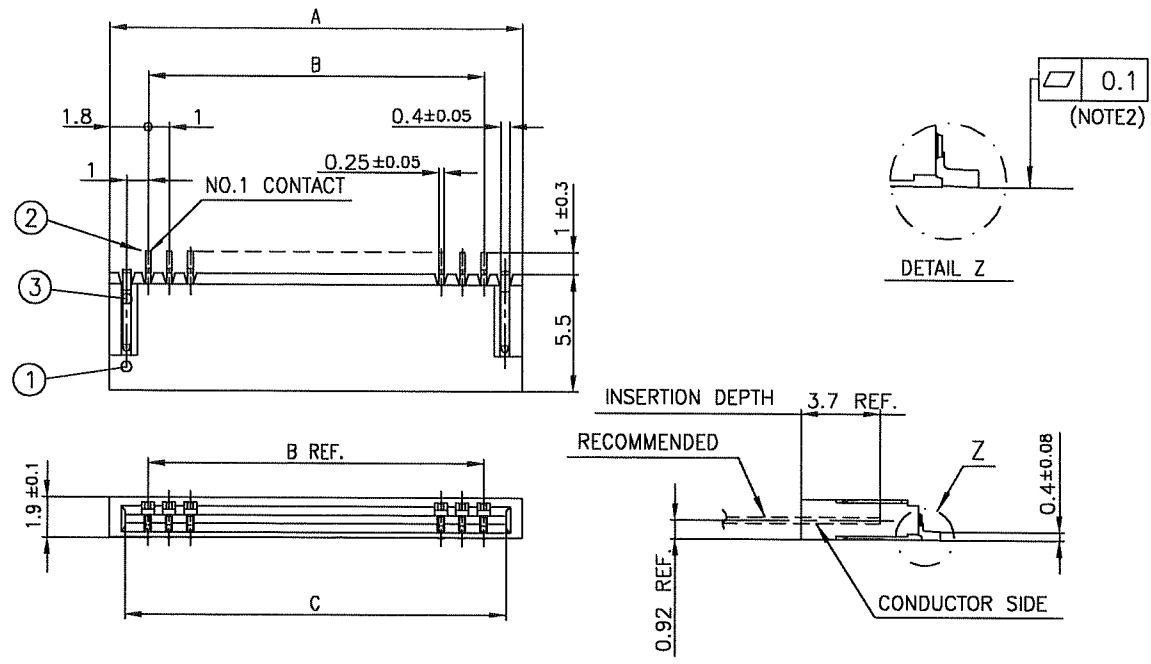
Copyright FCI.

List of "HFW\_\_R-1/2STAE1LF" customer document

DOCUMENT NO.	LIST
SC-HFWR03	SPEC.
JSA96453	CAT.NO.TABLE FOR 1mm SPACING SMT CONNECTOR (HFW__R-1/2STA__LF)
JSA96454	1mm SPACING SURFACE MOUNT FPC CONNECCTOR (HFW__R-1STA__LF)
JSA96455	1mm SPACING SURFACE MOUNT FPC CONNECCTOR (HFW__R-2STA__LF)
JSA96456	CAT.NO.TABLE FOR PLASTIC TAPE PACKAGED 1mm SPACING SMT CONN.(HFW__R-1/2STAE1LF)
JSA96457	1mm SPACING SMT CONNECTOR (HFW__R-1STAE1LF)
JSA96458	1mm SPACING SMT CONNECTOR (HFW__R-2STAE1LF)
JSA96459	RECOMMENDED CABLE (FPC) (HFW__R-1/2STA)
BJM-HFWR101	HANDLING PROCEDURES

mat'l. code				surface <sup>58</sup> / tolerance	projection	product family	58NF	CODE	JP
				ISO 1302 ✓ / ISO 406 / ISO 1101		title			
ltr	ecn no	dr	date	tolerances unless otherwise specified		1mm SPACING FPC/FPC CONNECTOR DOCUMENT LIST			
A	J05-0322	H.T	6/3/05	angles	mm	(Cat. No. : HFW__R-1/2STAE1LF)			
B	J06-0413	H.T	10/4/06	linear	← →				
C	J07-0161	H.T	3/15/07		scale	dwg no			
				dr		sheet 1 of 1			size
				enr		JSA 96452			A4
				chr		type Product Customer Drawing			
				appd					
sheet index	revision	C							Rev
	sheet	1							C

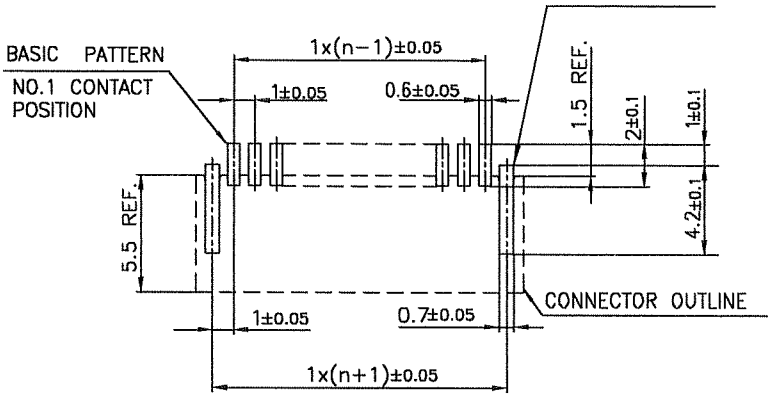




PT. NO.	PARTS NAME	MATERIAL	Q'TY	NOTE
1	HOUSING	PA6T RESIN GLASS REINFORCED (UL94V-0)	1	COLOR:BLACK
2	CONTACT	PHOSPHOR BRONZE	n	PLATING:GOLD
3	MOUNTING PLATE		2	PLATING:TIN

n : NO. OF CONTACTS

RECOMMENDED PC BOARD LAYOUT (COMPONENT SIDE)

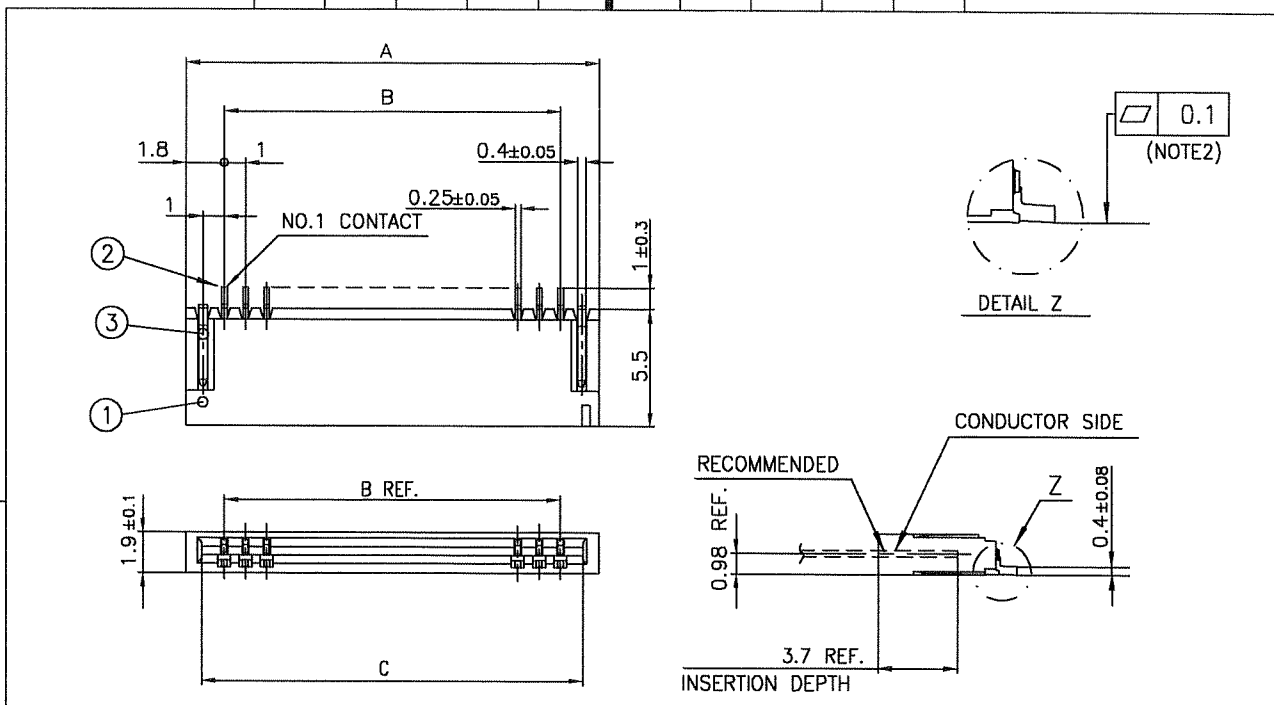


- NOTES
1. THIS PRODUCT IS THE CONNECTOR DESIGNED TO TERMINATE FPC AND COPES WITH AUTOMATIC MOUNTING (SMT).
  2. FLATNESS OF CONTACT TERMINAL FOR HOUSING MUST BE WITHIN TOLERANCE IN Z PORTION DETAILED DRAWING.
  3. THIS PRODUCT IS LOWER CONTACT TYPE CONNECTOR.
  4. THIS PRODUCT MEETS EUROPEAN UNION DIRECTIVES AND OTHER COUNTRY REGULATIONS AS DESCRIBED IN GS-22-008
  5. THE HOUSING WILL WITHSTAND EXPOSURE TO 260°C PEAK TEMPERATURE FOR 10 SECONDS IN A REFLOW SOLDERING OVEN.

mat'l. code				surface 58 ISO 1302	tolerance ISO 406 ISO 1101	projection 	product family 58NF	CODE JP
ltr	ecn no	dr	date	tolerances unless otherwise specified		mm 	title	
A	J05-0322	H.T	6/3/'05	angles	linear		1mm SPACING SURFACE MOUNT FPC CONNECTOR (Cat.No. HFW__R-1STA__LF)	
B	J05-0732	H.T	10/28/'05				scale X	
C	J06-0413	H.T	10/4/'06				dwg no sheet 1 of 1 size	
				dr			JSA 96454 A4	
				enrg			type Product Customer Drawing	
				chr				
				appd				
sheet index	revision sheet	C	1					Rev. C

SC-HFWR 03 JSA96453 form: A4

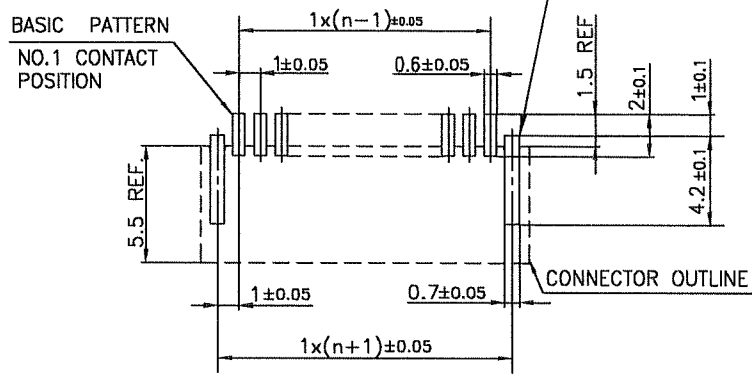
Copyright FCI. FCJ FCIconnect.com



PT. NO.	PARTS NAME	MATERIAL	Q'TY	NOTE
1	HOUSING	PA6T RESIN GLASS REINFORCED (UL94V-0)	1	COLOR:BLACK
2	CONTACT	PHOSPHOR BRONZE	n	PLATING:GOLD
3	MOUNTING PLATE		2	PLATING:TIN

n : NO. OF CONTACTS

RECOMMENDED PC BOARD LAYOUT (COMPONENT SIDE)



NOTES

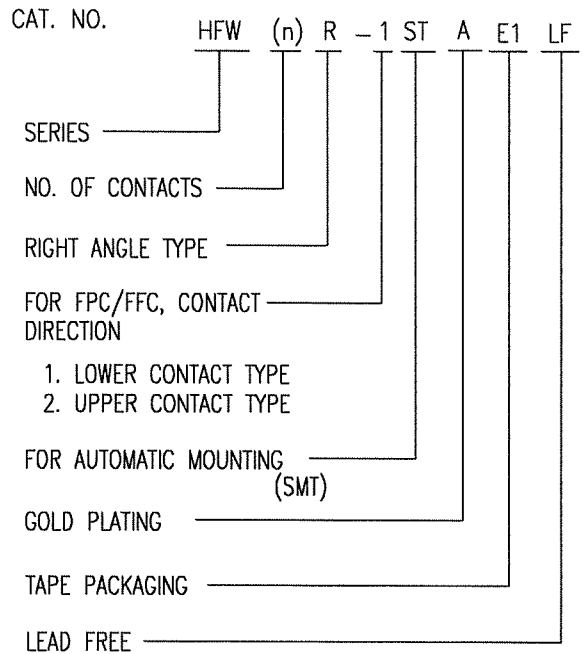
- THIS PRODUCT IS THE CONNECTOR
- DESIGNED TO TERMINATE FPC AND COPES WITH AUTOMATIC MOUNTING (SMT).
- FLATNESS OF CONTACT TERMINAL FOR HOUSING MUST BE WITHIN TOLERANCE IN Z PORTION DETAILED DRAWING.
- THIS PRODUCT IS UPPER CONTACT TYPE CONNECTOR.
- THIS PRODUCT MEETS EUROPEAN UNION DIRECTIVES AND OTHER COUNTRY REGULATIONS AS DESCRIBED IN GS-22-008
- THE HOUSING WILL WITHSTAND EXPOSURE TO 260°C PEAK TEMPERATURE FOR 10 SECONDS IN A REFLOW SOLDERING OVEN.

mat'l. code				surface 58 ISO 1302 ✓	tolerance ISO 406 ISO 1101	projection 	product family 58NF	CODE JP
ltr	ecn no	dr	date	tolerances unless otherwise specified		mm 	title	
A	J05-0322	H.T	6/3/'05	angles	linear		1mm SPACING SURFACE MOUNT FPC CONNECTOR (Cat.No. HFW__R-2STA__LF)	
B	J05-0732	H.T	10/28/'05				dwg no sheet 1 of 1 size	
C	J06-0413	H.T	10/4/'06			scale $\times$	JSA 96455	A4
sheet index				revision	C	type		Product Customer Drawing
sheet				1			Rev. C	

SC-HFWR 03 JSA96453 form: A4

CAT. NO. & DIMENSIONS

(NOTE4)	NO. OF CONTACTS (n)	CAT. NO. (NOTE2)	DIMENSIONS (NOTE3)		
			E ± 5	F ± 0.3	G ± 0.1
	4	HFW4R-1/2STAE1LF	28.4	24	—
	5	HFW5R-1/2STAE1LF	28.4	24	—
	6	HFW6R-1/2STAE1LF	28.4	24	—
	7	HFW7R-1/2STAE1LF	28.4	24	—
	8	HFW8R-1/2STAE1LF	28.4	24	—
	9	HFW9R-1/2STAE1LF	28.4	24	—
	10	HFW10R-1/2STAE1LF	28.4	24	—
	11	HFW11R-1/2STAE1LF	28.4	24	—
	12	HFW12R-1/2STAE1LF	28.4	24	—
	13	HFW13R-1/2STAE1LF	28.4	24	—
	14	HFW14R-1/2STAE1LF	28.4	24	—
	15	HFW15R-1/2STAE1LF	36.4	32	28.4
	16	HFW16R-1/2STAE1LF	36.4	32	28.4
	17	HFW17R-1/2STAE1LF	36.4	32	28.4
	18	HFW18R-1/2STAE1LF	36.4	32	28.4
	19	HFW19R-1/2STAE1LF	48.4	44	40.4
	20	HFW20R-1/2STAE1LF	48.4	44	40.4
	21	HFW21R-1/2STAE1LF	48.4	44	40.4
	22	HFW22R-1/2STAE1LF	48.4	44	40.4
	23	HFW23R-1/2STAE1LF	48.4	44	40.4
	24	HFW24R-1/2STAE1LF	48.4	44	40.4
	25	HFW25R-1/2STAE1LF	48.4	44	40.4
	26	HFW26R-1/2STAE1LF	48.4	44	40.4
	27	HFW27R-1/2STAE1LF	48.4	44	40.4
*	28	HFW28R-1/2STAE1LF	48.4	44	40.4
*	29	HFW29R-1/2STAE1LF	48.4	44	40.4
	30	HFW30R-1/2STAE1LF	60.4	56	52.4

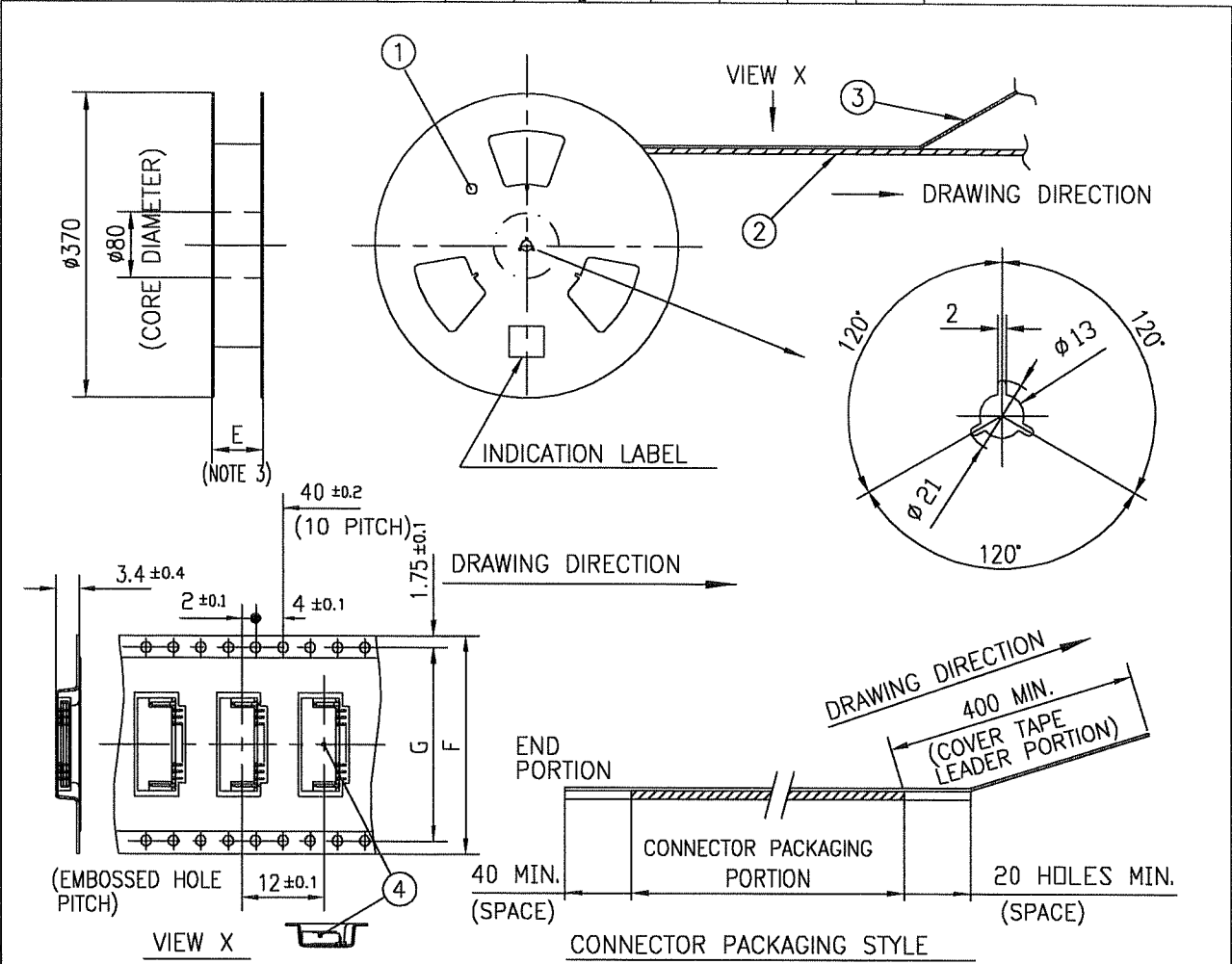


NOTES

1. THIS PRODUCT IS THE CONNECTOR DESIGNED TO TERMINATE FPC AND COPEES WITH AUTOMATIC MOUNTING (SMT).
2. THIS CATALOG NO. INDICATES PLASTIC TAPE PACKAGED CONNECTOR.
3. SEE PART DRAWINGS FOR DIMENSIONS E~G.
4. PLEASE CONSULT US IN CASE OF USING PARTS WITH \* MARK.

mat'l. code				surface 5B / ISO 1302 ✓		tolerance ISO 406 / ISO 1101		projection		product family 58NF		CODE JP	
ltr ecn no dr date				tolerances unless otherwise specified				mm		title			
A J05-D322 H.T 6/3/'05				angles linear				mm		CAT. NO. TABLE FOR PLASTIC TAPE PACKAGED 1mm SPACING SMT CONN (Cat.No. HFW__R-1/2STAE1LF)			
B J06-D413 H.T 10/4/'06								scale X		dwg no sheet 1 of 1 size			
				dr 12/12/06				FCJ		JSA 96456 A4			
				engr 10/10/06						type Product Customer Drawing			
				chr 3/22/07									
				appd S. Oaduan 10/12/06									
sheet index		revision B		sheet 1								Rev. B	

SC-HFWR03 JSA96453 form: A4



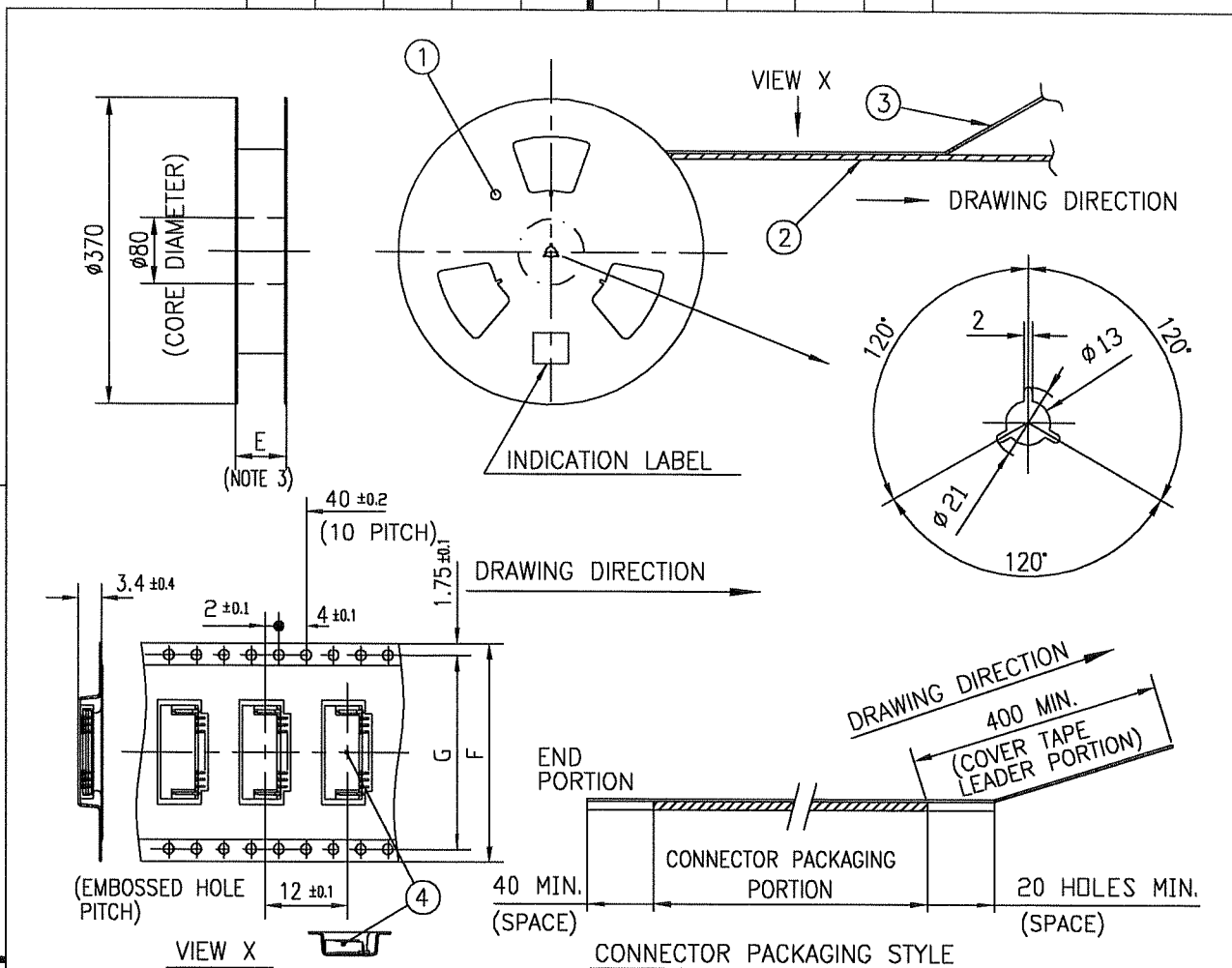
PT. NO.	PARTS NAME	CAT. NO.	MATERIAL	Q'TY	NOTE
1	REEL	—	CARDBOARD	1	COLOR:WHITE
2	PLASTIC (EMBOSSD) TAPE	—	PET	—	COLOR:TRANSPARENCY
3	COVER	—	POLYESTER	—	COLOR:TRANSPARENCY
4	CONNECTOR	HFW__R-1STA__LF	SEE ATTACHED DWG.	2000	LOWER CONTACT TYPE

- NOTES
- THIS IS PLASTIC TAPE PACKAGED CONNECTOR DESIGNED TO TERMINATE FPC AND COPES WITH AUTOMATIC MOUNTING (SMT).
  - SEE JIS C 0806 (PACKING OF ELECTRONIC COMPONENTS ON CONTINUOUS TAPES (SURFACE MOUNTING DEVICES)) FOR SHAPE AND DIMENSIONS OF PLASTIC (EMBOSSD) TAPE AND REEL.
  - E DIMENSION IS PORTION OF THE CORE.

mat'l. code		surface 5B / tolerance ISO 1302 ✓ / ISO 406 / ISO 1101		projection		product family 58NF		CODE JP		
ltr	ecn no	dr	date	tolerances unless otherwise specified		title				
A	JD5-0322	H.T	6/3/'05	angles	linear	1mm SPACING SMT CONNECTOR				
B	JD6-0413	H.T	10/4/'06	±5'		(Cat.No. HFW__R-1STAE1LF)				
		dr	10/4/06			scale X		sheet 1 of 1 size		
		enrg	10/4/06			FCJ		JSA 96457 A4		
		chr	12/12/06					type Product Customer Drawing		
		appd	10/12/06							
sheet index	revision sheet	B	1							Rev. B

SC-HFWR 03 JSA96453 form: A4

FCJ  
 FCconnect.com  
 Copyright FCJ.



PT. NO.	PARTS NAME	CAT. NO.	MATERIAL	Q'TY	NOTE
1	REEL	---	CARDBOARD	1	COLOR:WHITE
2	PLASTIC (EMBOSSED) TAPE	---	PET	---	COLOR:TRANSPARENCY
3	COVER	---	POLYESTER	---	COLOR:TRANSPARENCY
4	CONNECTOR	HFWR__R-2STA__-LF	SEE ATTACHED DWG.	2000	UPPER CONTACT TYPE

NOTES

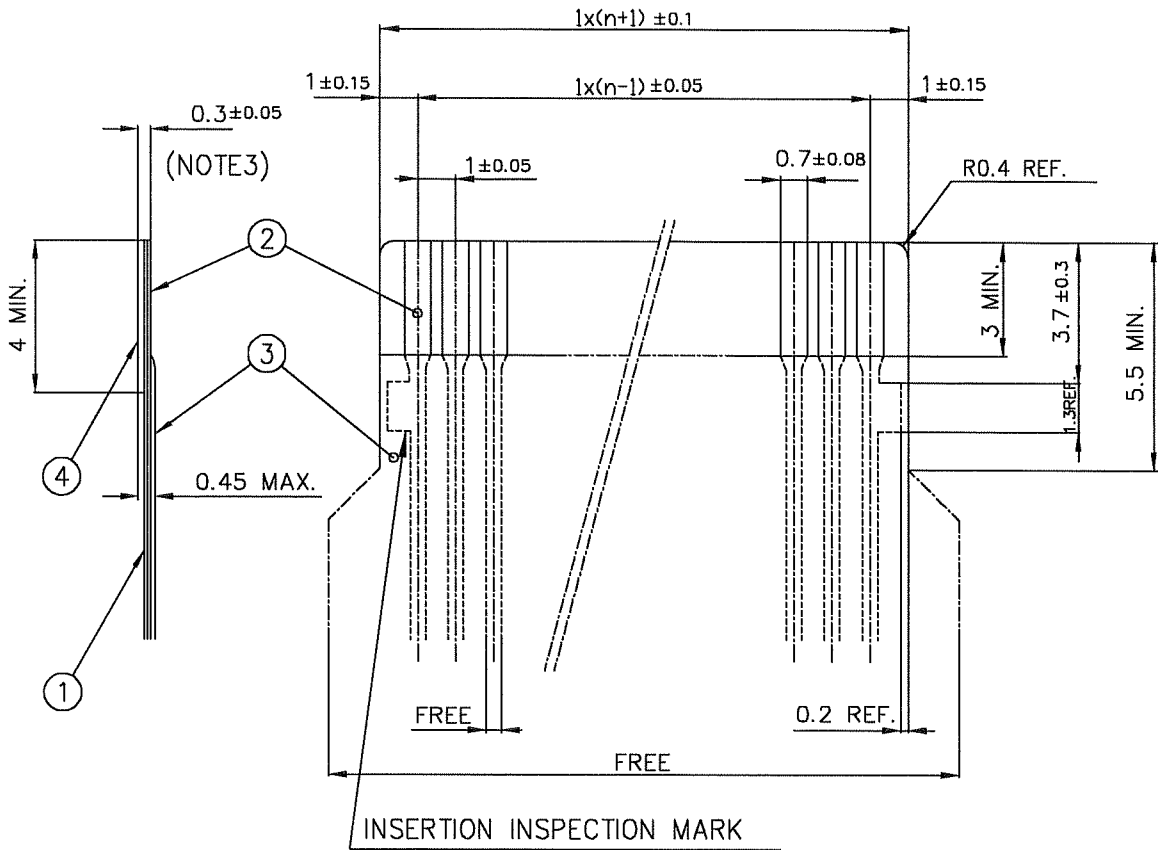
1. THIS IS PLASTIC TAPE PACKAGED CONNECTOR DESIGNED TO TERMINATE FPC AND COPES WITH AUTOMATIC MOUNTING (SMT).
2. SEE JIS C 0806 (PACKING OF ELECTRONIC COMPONENTS ON CONTINUOUS TAPES (SURFACE MOUNTING DEVICES)) FOR SHAPE AND DIMENSIONS OF PLASTIC (EMBOSSED) TAPE AND REEL.
3. E DIMENSION IS PORTION OF THE CORE.

mat'l. code				surface 58 ISO 1302 ✓	tolerance ISO 406 ISO 1101	projection mm	product family 58NF	CODE JP
ltr	ecn no	dr	date	tolerances, unless otherwise specified		mm	title	
A	J05-0322	H.T	6/3/'05	angles	linear		1mm SPACING SMT CONNECTOR (Cat.No. HFWR__R-2STAE1LF)	
B	J06-0413	H.T	10/4/'06	±5'		scale	sheet 1 of 1	
				dr	10/4/06		size	
				enr	10/4/06		A4	
				chr	10/12/06		JSA 96458	
				appd	10/12/06		type Product Customer Drawing	
sheet index	revision sheet	B	1					Rev. B

SC-HFWR 03 JSA96453  
form: A4

RECOMMENDED CABLE (FPC)

n : NO. OF CONDUCTORS



PT. NO.	DESCRIPTION	MATERIAL	THICKNESS ( $\mu\text{m}$ )
1	BASE FILM	POLYIMIDE OR POLYESTER OR EQUIVALENT	25
2	CONDUCTOR	COPPER FOIL(PLATING : GOLD)	35
3	OVERLAY	POLYIMIDE OR POLYESTER OR EQUIVALENT	—
4	SUPPORTING TAPE	POLYESTER OR POLYIMIDE OR EQUIVALENT	188

NOTES

1. NO BURR AT EACH PORTION.
2. NO PEELING IN COMMON USE.
3. TOTAL THICKNESS LIMIT OF EACH MATERIAL (INCLUDING ADHESIVE AGENT) IS SPECIFIED.

mat'l. code				surface 58 / tolerance ISO 1302 $\checkmark$ ISO 406 ISO 1101		projection		product family 58NF		CODE JP		
ltr	ecn no	dr	date	tolerances, unless otherwise specified				title				
A	J05-0322	H.T	6/2/'05	angles linear				RECOMMENDED CABLE				
B	J06-0078	H.T	3/1/'06					HFW__R-1/2STA__				
C	J06-0413	H.T	10/4/'06					scale $\times$				
				dr <i>H. Hatakeyama 10/4/06</i>				dwg no JSA 96459 sheet 1 of 1 size A4 type Product Customer Drawing				
				enr <i>H. Hatakeyama 10/4/06</i>								
				chr <i>J. King 10/12/06</i>								
				appd <i>S. Iizuka 10/12/06</i>								
sheet index	revision sheet	c	1									Rev. c





Компания «ЭлектроПласт» предлагает заключение долгосрочных отношений при поставках импортных электронных компонентов на взаимовыгодных условиях!

Наши преимущества:

- Оперативные поставки широкого спектра электронных компонентов отечественного и импортного производства напрямую от производителей и с крупнейших мировых складов;
- Поставка более 17-ти миллионов наименований электронных компонентов;
- Поставка сложных, дефицитных, либо снятых с производства позиций;
- Оперативные сроки поставки под заказ (от 5 рабочих дней);
- Экспресс доставка в любую точку России;
- Техническая поддержка проекта, помощь в подборе аналогов, поставка прототипов;
- Система менеджмента качества сертифицирована по Международному стандарту ISO 9001;
- Лицензия ФСБ на осуществление работ с использованием сведений, составляющих государственную тайну;
- Поставка специализированных компонентов (Xilinx, Altera, Analog Devices, Intersil, Interpoint, Microsemi, Aeroflex, Peregrine, Syfer, Eurofarad, Texas Instrument, Miteq, Cobham, E2V, MA-COM, Hittite, Mini-Circuits, General Dynamics и др.);

Помимо этого, одним из направлений компании «ЭлектроПласт» является направление «Источники питания». Мы предлагаем Вам помощь Конструкторского отдела:

- Подбор оптимального решения, техническое обоснование при выборе компонента;
- Подбор аналогов;
- Консультации по применению компонента;
- Поставка образцов и прототипов;
- Техническая поддержка проекта;
- Защита от снятия компонента с производства.



#### Как с нами связаться

**Телефон:** 8 (812) 309 58 32 (многоканальный)

**Факс:** 8 (812) 320-02-42

**Электронная почта:** [org@eplast1.ru](mailto:org@eplast1.ru)

**Адрес:** 198099, г. Санкт-Петербург, ул. Калинина, дом 2, корпус 4, литера А.