



■ Timing applications



■ Valves



■ HVAC



Microswitches

miniature

V3D

Microswitches miniature V3D

Crouzet Presentation

| | |
|--|------|
| ■ Adaptation | p. 3 |
| ■ Customisation is our business | p. 4 |
| ■ V3D Advantages | p. 5 |
| ■ Ordering information | p. 5 |
| ■ Basic technical principles | p. 5 |
| ■ Main specifications | p. 6 |
| ■ Additional specifications | p. 6 |
| ■ Principle | p. 7 |
| ■ Dimensions | p. 7 |
| ■ Product adaptations | p. 7 |
| ■ Connections | p. 8 |
| ■ Actuators | p. 9 |
| ■ Mounting-Operation | p. 9 |
| ■ Mechanical characteristics with actuators | p.10 |
| ■ Selection guide | p.11 |

Crouzet has been a recognised supplier of quality position sensors, micro-switches and limit switches for more than 30 years. Today, **Crouzet** offers you a new range of micro-switches designed to fulfill the toughest of OEMs' requirements.

To suit your design requirements, Crouzet continues to develop its capabilities as a specialist in customisation, offering you solutions specifically adapted to all your applications. Because our top most priority is nothing be left to chance, our quality and environmental management systems are certified to ISO 9001 and ISO 14001.

About Custom Sensors & Technologies



Headquartered in Moorpark, CA - Custom Sensors & Technologies (CST) is comprised of industry-leading brands including Crouzet, Kavlico, Crydom, and former divisions of BEI Technologies – Newall and Systron Donner. CST provides sensors, controls, and actuation products for the Transportation, Industrial and Aerospace & Defense markets.



Crouzet

Adaptation

To meet the growing demand for customisation, Crouzet's expertise in terms of adapting products and their corresponding accessories is available to all customers.

Crouzet can customise its products for use in any type of environment or application to ensure perfect integration into any equipment.

Because quality is at the heart of our approach, our quality control and environmental management system are certified to ISO 9001 and ISO 14001 respectively.

■ All our expertise in sensing design and industrialisation placed at your service, to respond to a **specific need** dedicated to your application.

■ A complete range of **standard microswitches** available immediately to create your sensing application.



■ Defined in coordination with our technical sales teams, these **custom products** have the corresponding performance and functionality.

■ Standard products complemented by **factory-mounted auxiliaries or accessories** (levers, cables, connectors, etc) in order to assist integration in your equipment, simplify your logistics and maximise the reliability of your installation.

Crouzet

Process



■ Customer needs



■ R&D department



■ Production



■ Quality

Microswitches miniature V3D

Crouzet

Customisation is our business

□ Control devices

Even more adaptation for easier actuating

Special button shapes which compensate for any faults or positioning drift of the control actuator.



□ Connections

A complete electrical function

Special connectors, customised wiring, customer bundles, dedicated terminals...



□ Seals

Even more solutions for demanding environments

Numerous components available to provide effective protection for your contacts, including caps, boot seals, membranes, sealing resin, wiper seals.



□ Special levers

Obtain the control data

Angled, curved, extended or retractable... these special lever types can be used to extend the control device for easier adjustment, increase the operating force, resist high actuation torque or provide totally safe electrical isolation.



□ Special contacts

The right contact for every environment

High or low current, AC or DC, type of load (inductive or resistive), industrial or corrosive atmosphere, occasional or intensive use. The best metals, silver, silver nickel, silver palladium, gold-plated silver, solid gold.



□ Special fixings

No effort is spared to make mounting easier

Snap-on fixing, screw-fixing, crimping or pins are just a few examples of the numerous solutions available to meet all your requirements.



V3D Advantages

- Wide range of switching ratings from 0.1 A to 21 A
- V3 standard size
- Approved to ENEC (EN 61058-1) and UL/CSA
- Compliant to RoHS
- Glow wire test withstanding to EN 60335-1: GWFI 850°C and GWIT 775°C
- Various applications areas: Industry, Consumer equipment, Home appliances, HVAC, ...
- A high capacity to adapt levers, connections, fixing elements, upon request



Ordering Information

Model Number Legend



W3R2.5 for Rast 2.5 connector (SP9307): Contact us

Basic technical principles

- See our Position Sensors Catalogue

Microswitches miniature V3D

- Nominal ratings from 0.1 A to 21 A
- Operating temperature up to + 150°C
- Approved to ENEC and UL/CSA
- Large choice of actuators



Main specifications

| | | 83261 | 83262 | 83263 | 83264 |
|---|--|------------------------|--|------------------------|---------------------------------|
| Function | Connections | | | | |
| I (changeover) | W1 - W2 - W3 - W3R5 - W6A5 W6D8 - W7A5 - X1 - X2 - X3 | ● | ● | ● | ● |
| R (normally closed) | W1 - W2 - W3 - W3R5 - W6A5 W6D8 - W7A5 | ● | ● | ● | ● |
| C (normally open) | W1 - W2 - W3 - W3R5 - W6A5 W6D8 - W7A5 | ● | ● | ● | ● |
| Electrical characteristics | | | | | |
| Rating nominal / 250 V AC (A) | | 16 | 20 | 16 | 12 |
| Rating thermal / 250 V AC (A) | | 20 | 25 | 20 | 15 |
| Rating nominal / 5 → 24 V AC/DC (A) | | - | - | - | - |
| Mechanical characteristics | | | | | |
| Maximum operating force (N) | | 2 | 2 | 1 | 0.5 |
| Min. Release force (N) | | 0.5 | 0.5 | 0.2 | 0.1 |
| Maximum total travel force (N) | | 3 | 3 | 1.5 | 0.8 |
| Max. permitted overtravel force (N) | | 20 | 20 | 20 | 20 |
| Maximum rest position (mm) | | 16.2 | 16.2 | 16.2 | 16.2 |
| Tripping point (mm) | | 14.7 ^{+0.5} | 14.7 ^{+0.5} | 14.7 ^{+0.5} | 14.7 ^{+0.5} |
| Maximum differential travel (mm) | | 0.40 | 0.40 | 0.40 | 0.40 |
| Min. overtravel (mm) | | 1.1 | 1.1 | 1.1 | 1.1 |
| Ambient operating temperature (°C) | | -20 → +125 | -20 → +125 | -20 → +125 | -20 → +125 |
| Mechanical life for 2/3 OT (operations) | | 1 000 000 | 1 000 000 | 1 000 000 | 1 000 000 |
| Contact gap (mm) | | 0.6 | 0.6 | 0.6 | 0.6 |
| Weight (g) | | 6 | 6 | 6 | 6 |
| Approvals | | | | | |
| EN 61058-1 | Rating for T125°C ** T150°C *** T85°C | 16 (4) A 250 V AC | 20 (8) A 250 V AC | 16 (4) A 250 V AC | ***12 (6) A 250 V AC |
| | Number of cycles | 50 000 | 10 000 | 50 000 | 50 000 |
| UL 1054 | Rating | 16 A 125 / 250 V AC | 21 A 125 / 250 V AC 1/2 HP 125 V AC 1 HP 250 V AC | 16 A 125 / 250 V AC | 8 A 1/4 HP 125 / 250 V AC |
| | Number of cycles | 6 000 | 6 000 | 6 000 | 6 000 |

Additional specifications

Component Materials

- Housing/cover/button: polyester UL 94V0 - GWIT 775°C / GWFI 850°C
- Blade/spring: copper alloy
- Contacts: silver alloy or gold plated
- Terminals: brass or silver plated brass
- Actuators: stainless steel, glass filled polyamide roller



| 83265 | 83268 | 83269 |
|-------------------------------|---------------------------------|---------------------------------|
| ● | ● | ● |
| ● | ● | ● |
| ● | ● | ● |
| 5 | - | - |
| 7.5 | - | - |
| - | 0.001 → 0.05 | 0.001 → 0.05 |
| 0.25 | 1 | 0.25 |
| 0.05 | 0.2 | 0.05 |
| 0.4 | 1.5 | 0.4 |
| 20 | 20 | 20 |
| 16.2 | 16.2 | 16.2 |
| 14.7±0.5 | 14.7±0.5 | 14.7±0.5 |
| 0.40 | 0.40 | 0.40 |
| 1.1 | 1.1 | 1.1 |
| -20 → +125 | -20 → +150 | -20 → +150 |
| 1 000 000 | 1 000 000 | 1 000 000 |
| 0.6 | 0.6 | 0.6 |
| 6 | 6 | 6 |
| ** 5 (1) A 250 V AC | ** 0.1 (0.04) A 250 V AC | ** 0.1 (0.04) A 250 V AC |
| 50 000 | 50 000 | 50 000 |
| 5 A 1/10 HP 125 / 250 V AC | 0.1 A 125 V AC 0.1 A 30 V DC | 0.1 A 125 V AC 0.1 A 30 V DC |
| 6 000 | 6 000 | 6 000 |

Principle

Single break changeover switch

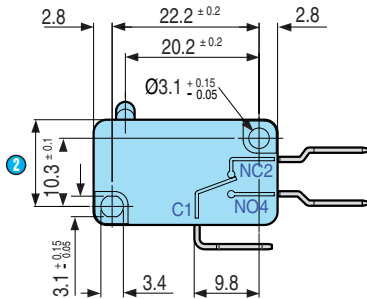


Dimensions (mm)

V3D



① lever fixing position B



② Total Travel Position 13.2 max

Product adaptations



- Rast 2.5 connection (SP9307): see [Connections](#)
- Other specific connections
- Specific levers
- Specific contacts
- Specific fixing
- High operating temperature

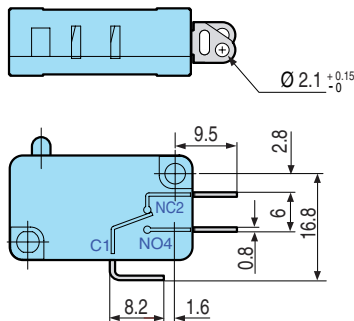
Microswitches miniature V3D

Connections

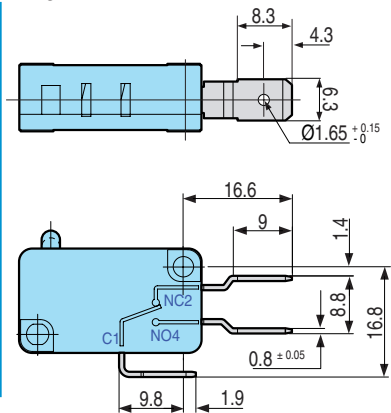
W1



W2



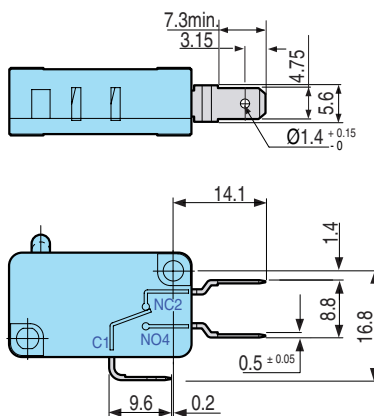
W3



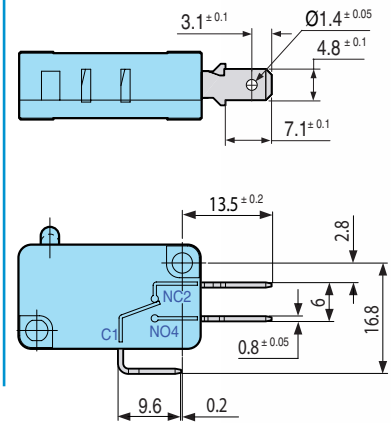
W3R5



W6A5



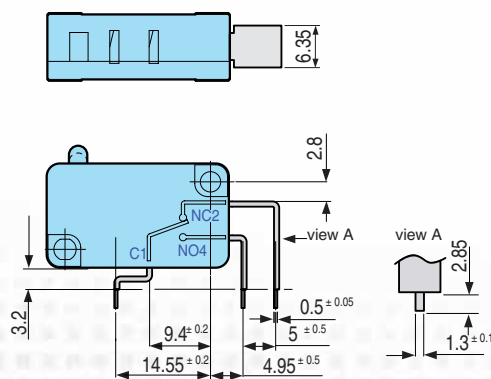
W6D8



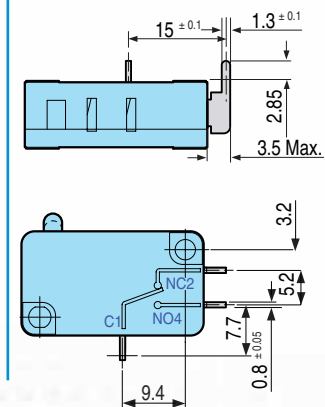
W7A5



X1



X2



X3



W3R2.5 (SP9307)



Contact us

Actuators

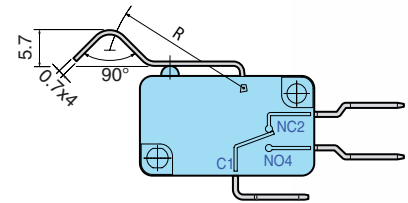
260 A



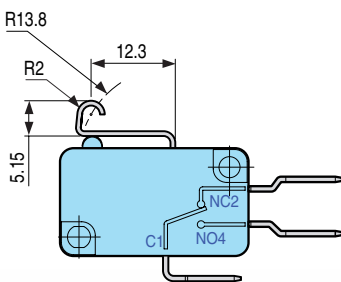
260 E



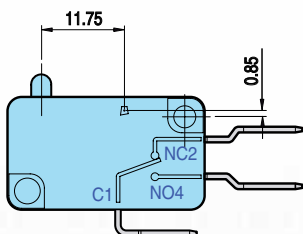
260 F



260 G

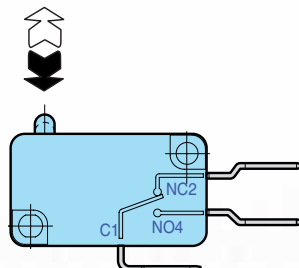


Actuator mounting position



Mounting - Operation

To conform to the leakage paths and air gaps required in the standard EN/IEC 61058-1 - EN/IEC 60947-5-1:



■ An insulation pad must be inserted between the microswitch and the fixing surface if the fixing surface is metal.

■ Manual operation of a metal actuator must only be carried out with the help of a secondary actuator made of insulating material. The installer must ensure adequate protection against direct contact with the output terminals.

Microswitches miniature V3D

Mechanical characteristics with actuators

| | | Length of actuator (mm) | Maximum operating force (N) | Minimum release force (N) | Tripping point (mm) | Minimum overtravel (mm) | Maximum differential travel (mm) | Maximum total travel (mm) |
|---|-------|-------------------------|-----------------------------|---------------------------|---------------------|-------------------------|----------------------------------|---------------------------|
|  <p>Lever 260A R14.2 Pos B</p> | 83261 | 14.2 | 2 | 0.5 | 15.4 \pm 0.5 | 1.1 | 0.4 | 3 |
| | 83262 | 14.2 | 2 | 0.5 | 15.4 \pm 0.5 | 1.1 | 0.4 | 3 |
| | 83263 | 14.2 | 1 | 0.2 | 15.4 \pm 0.5 | 1.1 | 0.4 | 3 |
| | 83264 | 14.2 | 0.5 | 0.1 | 15.4 \pm 0.5 | 1.1 | 0.4 | 3 |
| | 83265 | 14.2 | 0.25 | 0.05 | 15.4 \pm 0.5 | 1.1 | 0.4 | 3 |
| | 83268 | 14.2 | 1 | 0.2 | 15.4 \pm 0.5 | 1.1 | 0.4 | 3 |
| | 83269 | 14.2 | 0.25 | 0.05 | 15.4 \pm 0.5 | 1.1 | 0.4 | 3 |
|  <p>Lever 260A R25.4 Pos B</p> | 83261 | 25.4 | 1 | 0.25 | 15.4 \pm 1 | 2 | 0.8 | 5.8 |
| | 83262 | 25.4 | 1 | 0.25 | 15.4 \pm 1 | 2 | 0.8 | 5.8 |
| | 83263 | 25.4 | 0.5 | 0.1 | 15.4 \pm 1 | 2 | 0.8 | 5.8 |
| | 83264 | 25.4 | 0.25 | 0.05 | 15.4 \pm 1 | 2 | 0.8 | 5.8 |
| | 83265 | 25.4 | 0.13 | 0.02 | 15.4 \pm 1 | 2 | 0.8 | 5.8 |
| | 83268 | 25.4 | 0.5 | 0.1 | 15.4 \pm 1 | 2 | 0.8 | 5.8 |
| | 83269 | 25.4 | 0.13 | 0.02 | 15.4 \pm 1 | 2 | 0.8 | 5.8 |
|  <p>Lever 260A R40 Pos B</p> | 83261 | 40 | 0.6 | 0.15 | 15.4 \pm 1.8 | 3.3 | 1.3 | 9.6 |
| | 83262 | 40 | 0.6 | 0.15 | 15.4 \pm 1.8 | 3.3 | 1.3 | 9.6 |
| | 83263 | 40 | 0.3 | 0.06 | 15.4 \pm 1.8 | 3.3 | 1.3 | 9.6 |
| | 83264 | 40 | 0.15 | 0.03 | 15.4 \pm 1.8 | 3.3 | 1.3 | 9.6 |
| | 83265 | 40 | 0.08 | 0.01 | 15.4 \pm 1.8 | 3.3 | 1.3 | 9.6 |
| | 83268 | 40 | 0.3 | 0.06 | 15.4 \pm 1.8 | 3.3 | 1.3 | 9.6 |
| | 83269 | 40 | 0.08 | 0.01 | 15.4 \pm 1.8 | 3.3 | 1.3 | 9.6 |
|  <p>Lever 260A R60 Pos B</p> | 83261 | 60 | 0.4 | 0.1 | 15.4 \pm 2.5 | 5 | 2 | 14.5 |
| | 83262 | 60 | 0.4 | 0.1 | 15.4 \pm 2.5 | 5 | 2 | 14.5 |
| | 83263 | 60 | 0.2 | 0.04 | 15.4 \pm 2.5 | 5 | 2 | 14.5 |
| | 83264 | 60 | 0.1 | 0.02 | 15.4 \pm 2.5 | 5 | 2 | 14.5 |
| | 83265 | 60 | 0.05 | 0.01 | 15.4 \pm 2.5 | 5 | 2 | 14.5 |
| | 83268 | 60 | 0.2 | 0.04 | 15.4 \pm 2.5 | 5 | 2 | 14.5 |
| | 83269 | 60 | 0.05 | 0.01 | 15.4 \pm 1 | 5 | 2 | 14.5 |
|  <p>Lever 260F R22.2 Pos B</p> | 83261 | 22.2 | 1.06 | 0.26 | 20.4 \pm 1 | 1.8 | 0.75 | 5.2 |
| | 83262 | 22.2 | 1.06 | 0.26 | 20.4 \pm 1 | 1.8 | 0.75 | 5.2 |
| | 83263 | 22.2 | 0.53 | 0.1 | 20.4 \pm 1 | 1.8 | 0.75 | 5.2 |
| | 83264 | 22.2 | 0.27 | 0.05 | 20.4 \pm 1 | 1.8 | 0.75 | 5.2 |
| | 83265 | 22.2 | 0.13 | 0.02 | 20.4 \pm 1 | 1.8 | 0.75 | 5.2 |
| | 83268 | 22.2 | 0.53 | 0.1 | 20.4 \pm 1 | 1.8 | 0.75 | 5.2 |
| | 83269 | 22.2 | 0.13 | 0.02 | 20.4 \pm 1 | 1.8 | 0.75 | 5.2 |
|  <p>Lever 260E R13.7 Pos B</p> | 83261 | 13.7 | 2 | 0.5 | 20.5 \pm 0.8 | 1.1 | 0.4 | 3 |
| | 83262 | 13.7 | 2 | 0.5 | 20.5 \pm 0.8 | 1.1 | 0.4 | 3 |
| | 83263 | 13.7 | 1 | 0.2 | 20.5 \pm 0.8 | 1.1 | 0.4 | 3 |
| | 83264 | 13.7 | 0.5 | 0.1 | 20.5 \pm 0.8 | 1.1 | 0.4 | 3 |
| | 83265 | 13.7 | 0.25 | 0.05 | 20.5 \pm 0.8 | 1.1 | 0.4 | 3 |
| | 83268 | 13.7 | 1 | 0.2 | 20.5 \pm 0.8 | 1.1 | 0.4 | 3 |
| | 83269 | 13.7 | 0.25 | 0.05 | 20.5 \pm 0.8 | 1.1 | 0.4 | 3 |



Lever 260E
R24.3 Pos B

| | | Length of actuator (mm) | Maximum operating force (N) | Minimum release force (N) | Tripping point (mm) | Minimum overtravel (mm) | Maximum differential travel (mm) | Maximum total travel (mm) |
|-------|------|-------------------------|-----------------------------|---------------------------|---------------------|-------------------------|----------------------------------|---------------------------|
| 83261 | 24.3 | 1 | 0.25 | 20.5 ^{+1.5} | 2 | 0.8 | 5.8 | |
| 83262 | 24.3 | 1 | 0.25 | 20.5 ^{+1.5} | 2 | 0.8 | 5.8 | |
| 83263 | 24.3 | 0.5 | 0.1 | 20.5 ^{+1.5} | 2 | 0.8 | 5.8 | |
| 83264 | 24.3 | 0.25 | 0.05 | 20.5 ^{+1.5} | 2 | 0.8 | 5.8 | |
| 83265 | 24.3 | 0.13 | 0.02 | 20.5 ^{+1.5} | 2 | 0.8 | 5.8 | |
| 83268 | 24.3 | 0.5 | 0.1 | 20.5 ^{+1.5} | 2 | 0.8 | 5.8 | |
| 83269 | 24.3 | 0.13 | 0.02 | 20.5 ^{+1.5} | 2 | 0.8 | 5.8 | |



Lever 260G
R13.8 Pos B

| | | | | | | | |
|-------|------|------|------|----------------------|-----|-----|---|
| 83261 | 13.8 | 2 | 0.5 | 19.9 ^{+0.7} | 1.1 | 0.4 | 3 |
| 83262 | 13.8 | 2 | 0.5 | 19.9 ^{+0.7} | 1.1 | 0.4 | 3 |
| 83263 | 13.8 | 1 | 0.2 | 19.9 ^{+0.7} | 1.1 | 0.4 | 3 |
| 83264 | 13.8 | 0.5 | 0.1 | 19.9 ^{+0.7} | 1.1 | 0.4 | 3 |
| 83265 | 13.8 | 0.25 | 0.05 | 19.9 ^{+0.7} | 1.1 | 0.4 | 3 |
| 83268 | 13.8 | 1 | 0.2 | 19.9 ^{+0.7} | 1.1 | 0.4 | 3 |
| 83269 | 13.8 | 0.25 | 0.05 | 19.9 ^{+0.7} | 1.1 | 0.4 | 3 |

Selection guide

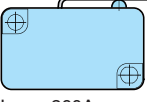
| Actuators | Rating / Force | | 16 A / 2 N | 20 A / 2 N | 16 A / 1 N | 12 A / 0.5 N | 5 A / 0.25 N | 0.05 A / 1 N | 0.05 A / 0.25 N |
|--|----------------|------------|------------|------------|------------|--------------|--------------|--------------|-----------------|
| | Function | Connection | 83261 | 83262 | 83263 | 83264 | 83265 | 83268 | 83269 |
|  Plunger | I | W1 | 83261001 | 83262001 | 83263001 | 83264001 | 83265001 | 83268001 | 83269001 |
| | I | W2 | 83261011 | 83262011 | 83263011 | 83264011 | 83265011 | 83268011 | 83269011 |
| | I | W3 | 83261021 | 83262021 | 83263021 | 83264021 | 83265021 | 83268021 | 83269021 |
| | I | W3R5 | 83261031 | 83262031 | 83263031 | 83264031 | 83265031 | 83268031 | 83269031 |
| | I | W6A5 | 83261041 | 83262041 | 83263041 | 83264041 | 83265041 | 83268041 | 83269041 |
| | I | W6D8 | 83261051 | 83262051 | 83263051 | 83264051 | 83265051 | 83268051 | 83269051 |
| | I | W7A5 | 83261061 | - | 83263061 | 83264061 | 83265061 | 83268061 | 83269061 |
| | I | X2 | 83261071 | - | 83263071 | 83264071 | 83265071 | 83268071 | 83269071 |
| | I | X3 | 83261081 | - | 83263081 | 83264081 | 83265081 | 83268081 | 83269081 |
| | I | X1 | 83261091 | - | 83263091 | 83264091 | 83265091 | 83268091 | 83269091 |
| | R | W1 | 83261601 | 83262601 | 83263601 | 83264601 | 83265601 | 83268601 | 83269601 |
| | R | W2 | 83261611 | 83262611 | 83263611 | 83264611 | 83265611 | 83268611 | 83269611 |
| | R | W3 | 83261621 | 83262621 | 83263621 | 83264621 | 83265621 | 83268621 | 83269621 |
| | R | W3R5 | 83261631 | 83262631 | 83263631 | 83264631 | 83265631 | 83268631 | 83269631 |
| | R | W6A5 | 83261641 | 83262641 | 83263641 | 83264641 | 83265641 | 83268641 | 83269641 |
| | R | W6D8 | 83261651 | 83262651 | 83263651 | 83264651 | 83265651 | 83268651 | 83269651 |
| | R | W7A5 | 83261661 | - | 83263661 | 83264661 | 83265661 | 83268661 | 83269661 |
| | C | W1 | 83261801 | 83262801 | 83263801 | 83264801 | 83265801 | 83268801 | 83269801 |
| | C | W2 | 83261811 | 83262811 | 83263811 | 83264811 | 83265811 | 83268811 | 83269811 |
| | C | W3 | 83261821 | 83262821 | 83263821 | 83264821 | 83265821 | 83268821 | 83269821 |
| C | W3R5 | 83261831 | 83262831 | 83263831 | 83264831 | 83265831 | 83268831 | 83269831 | |
| C | W6A5 | 83261841 | 83262841 | 83263841 | 83264841 | 83265841 | 83268841 | 83269841 | |
| C | W6D8 | 83261851 | 83262851 | 83263851 | 83264851 | 83265851 | 83268851 | 83269851 | |
| C | W7A5 | 83261861 | - | 83263861 | 83264861 | 83265861 | 83268861 | 83269861 | |

Microswitches miniature V3D

| | | Rating / Force | 16 A / 2 N | 20 A / 2 N | 16 A / 1 N | 12 A / 0.5 N | 5 A / 0.25 N | 0.05 A / 1 N | 0.05 A / 0.25 N |
|---|----------|----------------|------------|------------|------------|--------------|--------------|--------------|-----------------|
| | | Type | 83261 | 83262 | 83263 | 83264 | 83265 | 83268 | 83269 |
| Actuators | Function | Connection | | | | | | | |
|  <p>Lever 260A R14.2 Pos B</p> | I | W1 | 83261002 | 83262002 | 83263002 | 83264002 | 83265002 | 83268002 | 83269002 |
| | I | W2 | 83261012 | 83262012 | 83263012 | 83264012 | 83265012 | 83268012 | 83269012 |
| | I | W3 | 83261022 | 83262022 | 83263022 | 83264022 | 83265022 | 83268022 | 83269022 |
| | I | W3R5 | 83261032 | 83262032 | 83263032 | 83264032 | 83265032 | 83268032 | 83269032 |
| | I | W6A5 | 83261042 | 83262042 | 83263042 | 83264042 | 83265042 | 83268042 | 83269042 |
| | I | W6D8 | 83261052 | 83262052 | 83263052 | 83264052 | 83265052 | 83268052 | 83269052 |
| | I | W7A5 | 83261062 | - | 83263062 | 83264062 | 83265062 | 83268062 | 83269062 |
| | I | X2 | 83261072 | - | 83263072 | 83264072 | 83265072 | 83268072 | 83269072 |
| | I | X3 | 83261082 | - | 83263082 | 83264082 | 83265082 | 83268082 | 83269082 |
| | I | X1 | 83261092 | - | 83263092 | 83264092 | 83265092 | 83268092 | 83269092 |
| | R | W1 | 83261602 | 83262602 | 83263602 | 83264602 | 83265602 | 83268602 | 83269602 |
| | R | W2 | 83261612 | 83262612 | 83263612 | 83264612 | 83265612 | 83268612 | 83269612 |
| | R | W3 | 83261622 | 83262622 | 83263622 | 83264622 | 83265622 | 83268622 | 83269622 |
| | R | W3R5 | 83261632 | 83262632 | 83263632 | 83264632 | 83265632 | 83268632 | 83269632 |
| | R | W6A5 | 83261642 | 83262642 | 83263642 | 83264642 | 83265642 | 83268642 | 83269642 |
| | R | W6D8 | 83261652 | 83262652 | 83263652 | 83264652 | 83265652 | 83268652 | 83269652 |
| | R | W7A5 | 83261662 | - | 83263662 | 83264662 | 83265662 | 83268662 | 83269662 |
| | C | W1 | 83261802 | 83262802 | 83263802 | 83264802 | 83265802 | 83268802 | 83269802 |
| | C | W2 | 83261812 | 83262812 | 83263812 | 83264812 | 83265812 | 83268812 | 83269812 |
| C | W3 | 83261822 | 83262822 | 83263822 | 83264822 | 83265822 | 83268822 | 83269822 | |
| C | W3R5 | 83261832 | 83262832 | 83263832 | 83264832 | 83265832 | 83268832 | 83269832 | |
| C | W6A5 | 83261842 | 83262842 | 83263842 | 83264842 | 83265842 | 83268842 | 83269842 | |
| C | W6D8 | 83261852 | 83262852 | 83263852 | 83264852 | 83265852 | 83268852 | 83269852 | |
| C | W7A5 | 83261862 | - | 83263862 | 83264862 | 83265862 | 83268862 | 83269862 | |
|  <p>Lever 260A R25.4 Pos B</p> | I | W1 | 83261003 | 83262003 | 83263003 | 83264003 | 83265003 | 83268003 | 83269003 |
| | I | W2 | 83261013 | 83262013 | 83263013 | 83264013 | 83265013 | 83268013 | 83269013 |
| | I | W3 | 83261023 | 83262023 | 83263023 | 83264023 | 83265023 | 83268023 | 83269023 |
| | I | W3R5 | 83261033 | 83262033 | 83263033 | 83264033 | 83265033 | 83268033 | 83269033 |
| | I | W6A5 | 83261043 | 83262043 | 83263043 | 83264043 | 83265043 | 83268043 | 83269043 |
| | I | W6D8 | 83261053 | 83262053 | 83263053 | 83264053 | 83265053 | 83268053 | 83269053 |
| | I | W7A5 | 83261063 | - | 83263063 | 83264063 | 83265063 | 83268063 | 83269063 |
| | I | X2 | 83261073 | - | 83263073 | 83264073 | 83265073 | 83268073 | 83269073 |
| | I | X3 | 83261083 | - | 83263083 | 83264083 | 83265083 | 83268083 | 83269083 |
| | I | X1 | 83261093 | - | 83263093 | 83264093 | 83265093 | 83268093 | 83269093 |
| | R | W1 | 83261603 | 83262603 | 83263603 | 83264603 | 83265603 | 83268603 | 83269603 |
| | R | W2 | 83261613 | 83262613 | 83263613 | 83264613 | 83265613 | 83268613 | 83269613 |
| | R | W3 | 83261623 | 83262623 | 83263623 | 83264623 | 83265623 | 83268623 | 83269623 |
| | R | W3R5 | 83261633 | 83262633 | 83263633 | 83264633 | 83265633 | 83268633 | 83269633 |
| | R | W6A5 | 83261643 | 83262643 | 83263643 | 83264643 | 83265643 | 83268643 | 83269643 |
| | R | W6D8 | 83261653 | 83262653 | 83263653 | 83264653 | 83265653 | 83268653 | 83269653 |
| | R | W7A5 | 83261663 | - | 83263663 | 83264663 | 83265663 | 83268663 | 83269663 |
| | C | W1 | 83261803 | 83262803 | 83263803 | 83264803 | 83265803 | 83268803 | 83269803 |
| | C | W2 | 83261813 | 83262813 | 83263813 | 83264813 | 83265813 | 83268813 | 83269813 |
| | C | W3 | 83261823 | 83262823 | 83263823 | 83264823 | 83265823 | 83268823 | 83269823 |
| | C | W3R5 | 83261833 | 83262833 | 83263833 | 83264833 | 83265833 | 83268833 | 83269833 |
| | C | W6A5 | 83261843 | 83262843 | 83263843 | 83264843 | 83265843 | 83268843 | 83269843 |
| | C | W6D8 | 83261853 | 83262853 | 83263853 | 83264853 | 83265853 | 83268853 | 83269853 |
| | C | W7A5 | 83261863 | - | 83263863 | 83264863 | 83265863 | 83268863 | 83269863 |

Note:

Function: **I** = Changeover - **R** = Normally closed - **C** = Normally open
 Connection: **W1** = screws - **W2** = solder - **W3** = for 6.35 mm clips - **W3R5** = for Rast 5 connector
W6A5 = for 4.8 x 0.5 mm clips - **W6D8** = for 4.8 x 0.8 mm clips - **W7A5** = for 2.8 x 0.5 mm clips
X2 = rear side for PCB - **X3** = front side for PCB - **X1** = straight for PCB

| | | Rating / Force | 16 A / 2 N | 20 A / 2 N | 16 A / 1 N | 12 A / 0.5N | 5 A / 0.25 N | 0.05 A / 1 N | 0.05 A / 0.25 N |
|--|----------|----------------|------------|------------|------------|-------------|--------------|--------------|-----------------|
| | | Type | 83261 | 83262 | 83263 | 83264 | 83265 | 83268 | 83269 |
| Actuators | Function | Connection | | | | | | | |
|  Lever 260A R40 Pos B | I | W1 | 83261004 | 83262004 | 83263004 | 83264004 | 83265004 | 83268004 | 83269004 |
| | I | W2 | 83261014 | 83262014 | 83263014 | 83264014 | 83265014 | 83268014 | 83269014 |
| | I | W3 | 83261024 | 83262024 | 83263024 | 83264024 | 83265024 | 83268024 | 83269024 |
| | I | W3R5 | 83261034 | 83262034 | 83263034 | 83264034 | 83265034 | 83268034 | 83269034 |
| | I | W6A5 | 83261044 | 83262044 | 83263044 | 83264044 | 83265044 | 83268044 | 83269044 |
| | I | W6D8 | 83261054 | 83262054 | 83263054 | 83264054 | 83265054 | 83268054 | 83269054 |
| | I | W7A5 | 83261064 | - | 83263064 | 83264064 | 83265064 | 83268064 | 83269064 |
| | I | X2 | 83261074 | - | 83263074 | 83264074 | 83265074 | 83268074 | 83269074 |
| | I | X3 | 83261084 | - | 83263084 | 83264084 | 83265084 | 83268084 | 83269084 |
| | I | X1 | 83261094 | - | 83263094 | 83264094 | 83265094 | 83268094 | 83269094 |
|  Lever 260A R60 Pos B | R | W1 | 83261604 | 83262604 | 83263604 | 83264604 | 83265604 | 83268604 | 83269604 |
| | R | W2 | 83261614 | 83262614 | 83263614 | 83264614 | 83265614 | 83268614 | 83269614 |
| | R | W3 | 83261624 | 83262624 | 83263624 | 83264624 | 83265624 | 83268624 | 83269624 |
| | R | W3R5 | 83261634 | 83262634 | 83263634 | 83264634 | 83265634 | 83268634 | 83269634 |
| | R | W6A5 | 83261644 | 83262644 | 83263644 | 83264644 | 83265644 | 83268644 | 83269644 |
| | R | W6D8 | 83261654 | 83262654 | 83263654 | 83264654 | 83265654 | 83268654 | 83269654 |
| | R | W7A5 | 83261664 | - | 83263664 | 83264664 | 83265664 | 83268664 | 83269664 |
| | C | W1 | 83261804 | 83262804 | 83263804 | 83264804 | 83265804 | 83268804 | 83269804 |
| | C | W2 | 83261814 | 83262814 | 83263814 | 83264814 | 83265814 | 83268814 | 83269814 |
| | C | W3 | 83261824 | 83262824 | 83263824 | 83264824 | 83265824 | 83268824 | 83269824 |
| | C | W3R5 | 83261834 | 83262834 | 83263834 | 83264834 | 83265834 | 83268834 | 83269834 |
| | C | W6A5 | 83261844 | 83262844 | 83263844 | 83264844 | 83265844 | 83268844 | 83269844 |
| | C | W6D8 | 83261854 | 83262854 | 83263854 | 83264854 | 83265854 | 83268854 | 83269854 |
| | C | W7A5 | 83261864 | - | 83263864 | 83264864 | 83265864 | 83268864 | 83269864 |
| | I | W1 | 83261005 | 83262005 | 83263005 | 83264005 | 83265005 | 83268005 | 83269005 |
| | I | W2 | 83261015 | 83262015 | 83263015 | 83264015 | 83265015 | 83268015 | 83269015 |
| | I | W3 | 83261025 | 83262025 | 83263025 | 83264025 | 83265025 | 83268025 | 83269025 |
| | I | W3R5 | 83261035 | 83262035 | 83263035 | 83264035 | 83265035 | 83268035 | 83269035 |
| | I | W6A5 | 83261045 | 83262045 | 83263045 | 83264045 | 83265045 | 83268045 | 83269045 |
| | I | W6D8 | 83261055 | 83262055 | 83263055 | 83264055 | 83265055 | 83268055 | 83269055 |
| | I | W7A5 | 83261065 | - | 83263065 | 83264065 | 83265065 | 83268065 | 83269065 |
| | I | X2 | 83261075 | - | 83263075 | 83264075 | 83265075 | 83268075 | 83269075 |
| | I | X3 | 83261085 | - | 83263085 | 83264085 | 83265085 | 83268085 | 83269085 |
| | I | X1 | 83261095 | - | 83263095 | 83264095 | 83265095 | 83268095 | 83269095 |
| | R | W1 | 83261605 | 83262605 | 83263605 | 83264605 | 83265605 | 83268605 | 83269605 |
| | R | W2 | 83261615 | 83262615 | 83263615 | 83264615 | 83265615 | 83268615 | 83269615 |
| | R | W3 | 83261625 | 83262625 | 83263625 | 83264625 | 83265625 | 83268625 | 83269625 |
| | R | W3R5 | 83261635 | 83262635 | 83263635 | 83264635 | 83265635 | 83268635 | 83269635 |
| | R | W6A5 | 83261645 | 83262645 | 83263645 | 83264645 | 83265645 | 83268645 | 83269645 |
| | R | W6D8 | 83261655 | 83262655 | 83263655 | 83264655 | 83265655 | 83268655 | 83269655 |
| | R | W7A5 | 83261665 | - | 83263665 | 83264665 | 83265665 | 83268665 | 83269665 |
| | C | W1 | 83261805 | 83262805 | 83263805 | 83264805 | 83265805 | 83268805 | 83269805 |
| | C | W2 | 83261815 | 83262815 | 83263815 | 83264815 | 83265815 | 83268815 | 83269815 |
| | C | W3 | 83261825 | 83262825 | 83263825 | 83264825 | 83265825 | 83268825 | 83269825 |
| | C | W3R5 | 83261835 | 83262835 | 83263835 | 83264835 | 83265835 | 83268835 | 83269835 |
| | C | W6A5 | 83261845 | 83262845 | 83263845 | 83264845 | 83265845 | 83268845 | 83269845 |
| | C | W6D8 | 83261855 | 83262855 | 83263855 | 83264855 | 83265855 | 83268855 | 83269855 |
| | C | W7A5 | 83261865 | - | 83263865 | 83264865 | 83265865 | 83268865 | 83269865 |

Note:

Function: **I** = Changeover - **R** = Normally closed - **C** = Normally open

Connection: **W1** = screws - **W2** = solder - **W3** = for 6.35 mm clips - **W3R5** = for Rast 5 connector

W6A5 = for 4.8 x 0.5 mm clips - **W6D8** = for 4.8 x 0.8 mm clips - **W7A5** = for 2.8 x 0.5 mm clips

X2 = rear side for PCB - **X3** = front side for PCB - **X1** = straight for PCB

Microswitches miniature V3D

| | | Rating / Force | | 16 A / 2 N | 20 A / 2 N | 16 A / 1 N | 12 A / 0.5 N | 5 A / 0.25 N | 0.05 A / 1 N | 0.05 A / 0.25 N | |
|---|----------|----------------|----------|------------|------------|------------|--------------|--------------|--------------|-----------------|--|
| | | Type | | 83261 | 83262 | 83263 | 83264 | 83265 | 83268 | 83269 | |
| Actuators | Function | Connection | | | | | | | | | |
|  <p>Lever 260F R22.2 Pos B</p> | I | W1 | 83261006 | 83262006 | 83263006 | 83264006 | 83265006 | 83268006 | 83269006 | | |
| | I | W2 | 83261016 | 83262016 | 83263016 | 83264016 | 83265016 | 83268016 | 83269016 | | |
| | I | W3 | 83261026 | 83262026 | 83263026 | 83264026 | 83265026 | 83268026 | 83269026 | | |
| | I | W3R5 | 83261036 | 83262036 | 83263036 | 83264036 | 83265036 | 83268036 | 83269036 | | |
| | I | W6A5 | 83261046 | 83262046 | 83263046 | 83264046 | 83265046 | 83268046 | 83269046 | | |
| | I | W6D8 | 83261056 | 83262056 | 83263056 | 83264056 | 83265056 | 83268056 | 83269056 | | |
| | I | W7A5 | 83261066 | - | 83263066 | 83264066 | 83265066 | 83268066 | 83269066 | | |
| | I | X2 | 83261076 | - | 83263076 | 83264076 | 83265076 | 83268076 | 83269076 | | |
| | I | X3 | 83261086 | - | 83263086 | 83264086 | 83265086 | 83268086 | 83269086 | | |
| | I | X1 | 83261096 | - | 83263096 | 83264096 | 83265096 | 83268096 | 83269096 | | |
| | R | W1 | 83261606 | 83262606 | 83263606 | 83264606 | 83265606 | 83268606 | 83269606 | | |
| | R | W2 | 83261616 | 83262616 | 83263616 | 83264616 | 83265616 | 83268616 | 83269616 | | |
| | R | W3 | 83261626 | 83262626 | 83263626 | 83264626 | 83265626 | 83268626 | 83269626 | | |
| | R | W3R5 | 83261636 | 83262636 | 83263636 | 83264636 | 83265636 | 83268636 | 83269636 | | |
| | R | W6A5 | 83261646 | 83262646 | 83263646 | 83264646 | 83265646 | 83268646 | 83269646 | | |
| | R | W6D8 | 83261656 | 83262656 | 83263656 | 83264656 | 83265656 | 83268656 | 83269656 | | |
| | R | W7A5 | 83261666 | - | 83263666 | 83264666 | 83265666 | 83268666 | 83269666 | | |
| | C | W1 | 83261806 | 83262806 | 83263806 | 83264806 | 83265806 | 83268806 | 83269806 | | |
| | C | W2 | 83261816 | 83262816 | 83263816 | 83264816 | 83265816 | 83268816 | 83269816 | | |
| C | W3 | 83261826 | 83262826 | 83263826 | 83264826 | 83265826 | 83268826 | 83269826 | | | |
| C | W3R5 | 83261836 | 83262836 | 83263836 | 83264836 | 83265836 | 83268836 | 83269836 | | | |
| C | W6A5 | 83261846 | 83262846 | 83263846 | 83264846 | 83265846 | 83268846 | 83269846 | | | |
| C | W6D8 | 83261856 | 83262856 | 83263856 | 83264856 | 83265856 | 83268856 | 83269856 | | | |
| C | W7A5 | 83261866 | - | 83263866 | 83264866 | 83265866 | 83268866 | 83269866 | | | |
|  <p>Lever 260E R13.7 Pos B</p> | I | W1 | 83261007 | 83262007 | 83263007 | 83264007 | 83265007 | 83268007 | 83269007 | | |
| | I | W2 | 83261017 | 83262017 | 83263017 | 83264017 | 83265017 | 83268017 | 83269017 | | |
| | I | W3 | 83261027 | 83262027 | 83263027 | 83264027 | 83265027 | 83268027 | 83269027 | | |
| | I | W3R5 | 83261037 | 83262037 | 83263037 | 83264037 | 83265037 | 83268037 | 83269037 | | |
| | I | W6A5 | 83261047 | 83262047 | 83263047 | 83264047 | 83265047 | 83268047 | 83269047 | | |
| | I | W6D8 | 83261057 | 83262057 | 83263057 | 83264057 | 83265057 | 83268057 | 83269057 | | |
| | I | W7A5 | 83261067 | - | 83263067 | 83264067 | 83265067 | 83268067 | 83269067 | | |
| | I | X2 | 83261077 | - | 83263077 | 83264077 | 83265077 | 83268077 | 83269077 | | |
| | I | X3 | 83261087 | - | 83263087 | 83264087 | 83265087 | 83268087 | 83269087 | | |
| | I | X1 | 83261097 | - | 83263097 | 83264097 | 83265097 | 83268097 | 83269097 | | |
| | R | W1 | 83261607 | 83262607 | 83263607 | 83264607 | 83265607 | 83268607 | 83269607 | | |
| | R | W2 | 83261617 | 83262617 | 83263617 | 83264617 | 83265617 | 83268617 | 83269617 | | |
| | R | W3 | 83261627 | 83262627 | 83263627 | 83264627 | 83265627 | 83268627 | 83269627 | | |
| | R | W3R5 | 83261637 | 83262637 | 83263637 | 83264637 | 83265637 | 83268637 | 83269637 | | |
| | R | W6A5 | 83261647 | 83262647 | 83263647 | 83264647 | 83265647 | 83268647 | 83269647 | | |
| | R | W6D8 | 83261657 | 83262657 | 83263657 | 83264657 | 83265657 | 83268657 | 83269657 | | |
| | R | W7A5 | 83261667 | - | 83263667 | 83264667 | 83265667 | 83268667 | 83269667 | | |
| | C | W1 | 83261807 | 83262807 | 83263807 | 83264807 | 83265807 | 83268807 | 83269807 | | |
| | C | W2 | 83261817 | 83262817 | 83263817 | 83264817 | 83265817 | 83268817 | 83269817 | | |
| | C | W3 | 83261827 | 83262827 | 83263827 | 83264827 | 83265827 | 83268827 | 83269827 | | |
| | C | W3R5 | 83261837 | 83262837 | 83263837 | 83264837 | 83265837 | 83268837 | 83269837 | | |
| | C | W6A5 | 83261847 | 83262847 | 83263847 | 83264847 | 83265847 | 83268847 | 83269847 | | |
| | C | W6D8 | 83261857 | 83262857 | 83263857 | 83264857 | 83265857 | 83268857 | 83269857 | | |
| | C | W7A5 | 83261867 | - | 83263867 | 83264867 | 83265867 | 83268867 | 83269867 | | |

Note:

Function: **I** = Changeover - **R** = Normally closed - **C** = Normally open
 Connection: **W1** = screws - **W2** = solder - **W3** = for 6.35 mm clips - **W3R5** = for Rast 5 connector
W6A5 = for 4.8 x 0.5 mm clips - **W6D8** = for 4.8 x 0.8 mm clips - **W7A5** = for 2.8 x 0.5 mm clips
X2 = rear side for PCB - **X3** = front side for PCB - **X1** = straight for PCB

| | | Rating / Force | 16 A / 2 N | 20 A / 2 N | 16 A / 1 N | 12 A / 0.5 N | 5 A / 0.25 N | 0.05 A / 1 N | 0.05 A / 0.25 N |
|---|----------|----------------|------------|------------|------------|--------------|--------------|--------------|-----------------|
| | | Type | 83261 | 83262 | 83263 | 83264 | 83265 | 83268 | 83269 |
| Actuators | Function | Connection | | | | | | | |
|  <p>Lever 260E R24.3 Pos B</p> | I | W1 | 83261008 | 83262008 | 83263008 | 83264008 | 83265008 | 83268008 | 83269008 |
| | I | W2 | 83261018 | 83262018 | 83263018 | 83264018 | 83265018 | 83268018 | 83269018 |
| | I | W3 | 83261028 | 83262028 | 83263028 | 83264028 | 83265028 | 83268028 | 83269028 |
| | I | W3R5 | 83261038 | 83262038 | 83263038 | 83264038 | 83265038 | 83268038 | 83269038 |
| | I | W6A5 | 83261048 | 83262048 | 83263048 | 83264048 | 83265048 | 83268048 | 83269048 |
| | I | W6D8 | 83261058 | 83262058 | 83263058 | 83264058 | 83265058 | 83268058 | 83269058 |
| | I | W7A5 | 83261068 | - | 83263068 | 83264068 | 83265068 | 83268068 | 83269068 |
| | I | X2 | 83261078 | - | 83263078 | 83264078 | 83265078 | 83268078 | 83269078 |
| | I | X3 | 83261088 | - | 83263088 | 83264088 | 83265088 | 83268088 | 83269088 |
| | I | X1 | 83261098 | - | 83263098 | 83264098 | 83265098 | 83268098 | 83269098 |
| | R | W1 | 83261608 | 83262608 | 83263608 | 83264608 | 83265608 | 83268608 | 83269608 |
| | R | W2 | 83261618 | 83262618 | 83263618 | 83264618 | 83265618 | 83268618 | 83269618 |
| | R | W3 | 83261628 | 83262628 | 83263628 | 83264628 | 83265628 | 83268628 | 83269628 |
| | R | W3R5 | 83261638 | 83262638 | 83263638 | 83264638 | 83265638 | 83268638 | 83269638 |
| | R | W6A5 | 83261648 | 83262648 | 83263648 | 83264648 | 83265648 | 83268648 | 83269648 |
| | R | W6D8 | 83261658 | 83262658 | 83263658 | 83264658 | 83265658 | 83268658 | 83269658 |
| | R | W7A5 | 83261668 | - | 83263668 | 83264668 | 83265668 | 83268668 | 83269668 |
| | C | W1 | 83261808 | 83262808 | 83263808 | 83264808 | 83265808 | 83268808 | 83269808 |
| | C | W2 | 83261818 | 83262818 | 83263818 | 83264818 | 83265818 | 83268818 | 83269818 |
| C | W3 | 83261828 | 83262828 | 83263828 | 83264828 | 83265828 | 83268828 | 83269828 | |
| C | W3R5 | 83261838 | 83262838 | 83263838 | 83264838 | 83265838 | 83268838 | 83269838 | |
| C | W6A5 | 83261848 | 83262848 | 83263848 | 83264848 | 83265848 | 83268848 | 83269848 | |
| C | W6D8 | 83261858 | 83262858 | 83263858 | 83264858 | 83265858 | 83268858 | 83269858 | |
| C | W7A5 | 83261868 | - | 83263868 | 83264868 | 83265868 | 83268868 | 83269868 | |
|  <p>Lever 260G R13.8 Pos B</p> | I | W1 | 83261009 | 83262009 | 83263009 | 83264009 | 83265009 | 83268009 | 83269009 |
| | I | W2 | 83261019 | 83262019 | 83263019 | 83264019 | 83265019 | 83268019 | 83269019 |
| | I | W3 | 83261029 | 83262029 | 83263029 | 83264029 | 83265029 | 83268029 | 83269029 |
| | I | W3R5 | 83261039 | 83262039 | 83263039 | 83264039 | 83265039 | 83268039 | 83269039 |
| | I | W6A5 | 83261049 | 83262049 | 83263049 | 83264049 | 83265049 | 83268049 | 83269049 |
| | I | W6D8 | 83261059 | 83262059 | 83263059 | 83264059 | 83265059 | 83268059 | 83269059 |
| | I | W7A5 | 83261069 | - | 83263069 | 83264069 | 83265069 | 83268069 | 83269069 |
| | I | X2 | 83261079 | - | 83263079 | 83264079 | 83265079 | 83268079 | 83269079 |
| | I | X3 | 83261089 | - | 83263089 | 83264089 | 83265089 | 83268089 | 83269089 |
| | I | X1 | 83261099 | - | 83263099 | 83264099 | 83265099 | 83268099 | 83269099 |
| | R | W1 | 83261609 | 83262609 | 83263609 | 83264609 | 83265609 | 83268609 | 83269609 |
| | R | W2 | 83261619 | 83262619 | 83263619 | 83264619 | 83265619 | 83268619 | 83269619 |
| | R | W3 | 83261629 | 83262629 | 83263629 | 83264629 | 83265629 | 83268629 | 83269629 |
| | R | W3R5 | 83261639 | 83262639 | 83263639 | 83264639 | 83265639 | 83268639 | 83269639 |
| | R | W6A5 | 83261649 | 83262649 | 83263649 | 83264649 | 83265649 | 83268649 | 83269649 |
| | R | W6D8 | 83261659 | 83262659 | 83263659 | 83264659 | 83265659 | 83268659 | 83269659 |
| | R | W7A5 | 83261669 | - | 83263669 | 83264669 | 83265669 | 83268669 | 83269669 |
| | C | W1 | 83261809 | 83262809 | 83263809 | 83264809 | 83265809 | 83268809 | 83269809 |
| | C | W2 | 83261819 | 83262819 | 83263819 | 83264819 | 83265819 | 83268819 | 83269819 |
| | C | W3 | 83261829 | 83262829 | 83263829 | 83264829 | 83265829 | 83268829 | 83269829 |
| | C | W3R5 | 83261839 | 83262839 | 83263839 | 83264839 | 83265839 | 83268839 | 83269839 |
| | C | W6A5 | 83261849 | 83262849 | 83263849 | 83264849 | 83265849 | 83268849 | 83269849 |
| | C | W6D8 | 83261859 | 83262859 | 83263859 | 83264859 | 83265859 | 83268859 | 83269859 |
| | C | W7A5 | 83261869 | - | 83263869 | 83264869 | 83265869 | 83268869 | 83269869 |

Note:

Function: **I** = Changeover - **R** = Normally closed - **C** = Normally open

Connection: **W1** = screws - **W2** = solder - **W3** = for 6.35 mm clips - **W3R5** = for Rast 5 connector

W6A5 = for 4.8 x 0.5 mm clips - **W6D8** = for 4.8 x 0.8 mm clips - **W7A5** = for 2.8 x 0.5 mm clips

X2 = rear side for PCB - **X3** = front side for PCB - **X1** = straight for PCB



AMERICA

BRAZIL

Custom Sensors & Technologies
Crouzet Latinoamerica
 Alameda Rio Negro
 1084 - cj.A31
 CEP 06454-000 - Alphaville - SP BRASIL
 Tel. : +55 (11) 4191 9797
 Fax : +55 (11) 4191 9136
 E-mail : info@cst-latinoamerica.com
 www.crouzet.com.br
 www.cst-latinoamerica.com

USA/CANADA/MEXICO

Custom Sensors & Technologies - Crouzet
 7230 Hollister Avenue
 Goleta, CA, 93117
 USA
 Tel. : +1 (800) 677 5311
 Fax : +1 (800) 677 3865
 E-mail : customer.service@us.crouzet.com
 www.crouzet.com

OTHER COUNTRIES

Custom Sensors & Technologies
Crouzet Latinoamerica
 Alameda Rio Negro
 1084 - cj.A31
 CEP 06454-000 - Alphaville - SP BRASIL
 Tel. : +55 (11) 4191 9797
 Fax : +55 (11) 4191 9136
 E-mail : info@cst-latinoamerica.com
 www.crouzet.com.br
 www.cst-latinoamerica.com

EUROPE MIDDLE EAST AFRICA

AUSTRIA

Crouzet GmbH
 Zweigniederlassung Österreich
 Spengergasse 1/3
 1050 Wien
 ÖSTERREICH
 Tel. : +43 (0) 1 36 85 471
 Fax : +43 (0) 1 36 85 472
 E-mail : info-direkt@crouzet.com
 www.crouzet.at

BELGIUM

Crouzet NV/SA
 Dieweg 3 B
 B - 1180 Uccle
 BELGIUM
 Tel. : +32 (0) 2 462 07 30
 Fax : +32 (0) 2 461 00 23
 E-mail : com-be@crouzet.com
 www.crouzet.be

FRANCE

Crouzet Automatismes SAS
 2 rue du Docteur Abel - BP 59
 26902 Valence CEDEX 9
 FRANCE
 Tel. : +33 (0) 4 75 44 88 44
 Fax : +33 (0) 4 75 55 98 03
 E-mail : com-fr@crouzet.com
 www.crouzet.fr

Customer service

☎ N° Indigo 0 825 333 351

☎ N° Azur FAX 0 810 610 102

GERMANY

Crouzet GmbH
 Otto-Hahn-Str. 3, 40721 Hilden
 Postfach 203, 40702 Hilden
 DEUTSCHLAND
 Tel. : +49 (0) 21 03 9 80-171
 Fax : +49 (0) 21 03 9 80-222
 E-mail : info-direkt@crouzet.com
 www.crouzet.de

ITALY

Crouzet Componenti s.r.l.
 Via Viganò De Vizzi, 93/95
 20092 Cinisello Balsamo (MI)
 ITALIA
 Tel. : +39 (02) 66 599 250
 Fax : +39 (02) 66 599 258
 E-mail : crz-it-sensori-micro@crouzet.com
 www.crouzet.it

SPAIN/PORTUGAL

Crouzet Ibérica
 C/ Aragón 224, 2º 2ª
 08011 Barcelona
 ESPAÑA
 Tel. : +34 (93) 484 39 70
 Fax : +34 (93) 484 39 73
 E-mail : es-consultas@crouzet.es
 www.crouzet.es

THE NETHERLANDS

Crouzet BV
 Industrieweg 17
 2382 NR Zoeterwoude
 NEDERLAND
 Tel. : +31 (0) 71-581 20 30
 Fax : +31 (0) 71-541 35 74
 E-mail : com-nl@crouzet.com
 www.crouzet.nl

UNITED KINGDOM

Crouzet Ltd
 8 Cedarwood
 Chineham Business Park
 Crockford Lane
 Basingstoke, Hampshire
 RG24 8WD
 UNITED KINGDOM
 Tel. : +44 (0)1256 318 900
 Fax : +44 (0)1256 318 901
 E-mail : info@crouzet.co.uk
 www.crouzet.co.uk

SWITZERLAND

Crouzet AG
 Gewerbebark - Postfach 56
 5506 Mägenwil
 SCHWEIZ
 Tel. : +41(0) 62 887 30 30
 Fax : +41(0) 62 887 30 40
 E-mail : info-direkt@crouzet.com
 www.crouzet.ch

OTHER COUNTRIES

Crouzet Automatismes SAS
 2 rue du Docteur Abel - BP 59
 26902 Valence CEDEX 9
 FRANCE
 Tel. : +33 (0) 475 802 102
 Fax : +33 (0) 475 448 126
 E-mail : com-ex@crouzet.com
 www.crouzet.com

ASIA PACIFIC

CHINA & HONG KONG

Custom Sensors & Technologies Asia (Shanghai) Limited - Crouzet
 2 Floor, Innovation Building
 No. 1009, Yi Shan Road
 Shanghai 200233
 CHINA
 Tel. : +86 (21) 2401 7766
 Fax : +86 (21) 6249 0701
 E-mail : china@cstsensors.com
 www.crouzet.cn
 www.cstsensors.com

INDIA

Custom Sensors & Technologies - Crouzet
 Prestige Meridian II
 No. 30, 13th Floor,
 Unit No: 1301 & 1302
 Mahatma Gandhi Road
 Bangalore 560 001
 INDIA
 Tel. : +91 (0) 80 4113 2204/05
 Fax : +91 (0) 80 4113 2206
 E-mail : crz_bangalore@crouzet.com
 www.crouzet.co.in
 www.cstsensors.com

TAIWAN

Custom Sensors & Technologies - Crouzet
 3F, No. 39, Ji-Hu Road
 Nei-Hu Dist. - Taipei 114
 TAIWAN
 Tel. : +886 (0)2 8751 6388
 Fax : +886 (0)2 2657 8725
 E-mail : taiwan@cstsensors.com
 www.crouzet.tw
 www.cstsensors.com

KOREA & JAPAN

Custom Sensors & Technologies - Crouzet
 5F, Jeil Bldg,
 94-46 Youngdeungpo-dong
 7-ga Youngdeungpo-gu
 Seoul 150-037
 SOUTH KOREA
 Tel. : +82 (0)2 2629 8312
 Fax : +82 (0)2 2629 8310
 E-mail : korea@cstsensors.com
 www.crouzet.tw
 www.cstsensors.com

SOUTH EAST ASIA & PACIFIC

Custom Sensors & Technologies - Crouzet
 3F, No. 39, Ji-Hu Road
 Nei-Hu Dist. - Taipei 114
 TAIWAN
 Tel. : +886 (0)2 8751 6388
 Fax : +886 (0)2 2657 8725
 E-mail : eap@cstsensors.com
 www.crouzet.tw
 www.cstsensors.com

Warning:
 The product information contained in this catalogue is given purely as information and does not constitute a representation, warranty or any form of contractual commitment. CROUZET Automatismes and its subsidiaries reserve the right to modify their products without notice. It is imperative that we should be consulted over any particular use or application of our products and it is the responsibility of the buyer to establish, particularly through all the appropriate tests, that the product is suitable for the use or application. Under no circumstances will our warranty apply, nor shall we be held responsible for any application (such as any modification, addition, deletion, use in conjunction with other electrical or electronic components, circuits or assemblies, or any other unsuitable material or substance) which has not been expressly agreed by us prior to the sale of our products.

Headquartered in Moorpark, California-USA, **Custom Sensors & Technologies (CST)** is made up of the leading brands of Crouzet, Kavlico and Crydom, as well as the former divisions of BEI Technologies, including Newall and Systron Donner. CST provides sensors, controls, and actuation products to the transportation, industrial, and aerospace & defense markets.

www.cstsensors.com

Distributed by:

Crouzet Automatismes SAS

2 rue du Docteur Abel - BP 59
 26902 Valence CEDEX 9
 FRANCE

www.crouzet.com

CRZ BR 42/A EN
 Ref. 67231008 EN
 11/2009

Creation-Design: 3C Evolution, Crouzet Automatismes
 Editing-Publishing: 3C Evolution
 Photos-Graphics: Ginko, Daniel Lattard, Schneider Electric
 Printing:



Компания «ЭлектроПласт» предлагает заключение долгосрочных отношений при поставках импортных электронных компонентов на взаимовыгодных условиях!

Наши преимущества:

- Оперативные поставки широкого спектра электронных компонентов отечественного и импортного производства напрямую от производителей и с крупнейших мировых складов;
- Поставка более 17-ти миллионов наименований электронных компонентов;
- Поставка сложных, дефицитных, либо снятых с производства позиций;
- Оперативные сроки поставки под заказ (от 5 рабочих дней);
- Экспресс доставка в любую точку России;
- Техническая поддержка проекта, помощь в подборе аналогов, поставка прототипов;
- Система менеджмента качества сертифицирована по Международному стандарту ISO 9001;
- Лицензия ФСБ на осуществление работ с использованием сведений, составляющих государственную тайну;
- Поставка специализированных компонентов (Xilinx, Altera, Analog Devices, Intersil, Interpoint, Microsemi, Aeroflex, Peregrine, Syfer, Eurofarad, Texas Instrument, Miteq, Cobham, E2V, MA-COM, Hittite, Mini-Circuits, General Dynamics и др.);

Помимо этого, одним из направлений компании «ЭлектроПласт» является направление «Источники питания». Мы предлагаем Вам помощь Конструкторского отдела:

- Подбор оптимального решения, техническое обоснование при выборе компонента;
- Подбор аналогов;
- Консультации по применению компонента;
- Поставка образцов и прототипов;
- Техническая поддержка проекта;
- Защита от снятия компонента с производства.



Как с нами связаться

Телефон: 8 (812) 309 58 32 (многоканальный)

Факс: 8 (812) 320-02-42

Электронная почта: org@eplast1.ru

Адрес: 198099, г. Санкт-Петербург, ул. Калинина, дом 2, корпус 4, литера А.