PRODUCT NUMBER
85838-XYY
85838-XYYLF

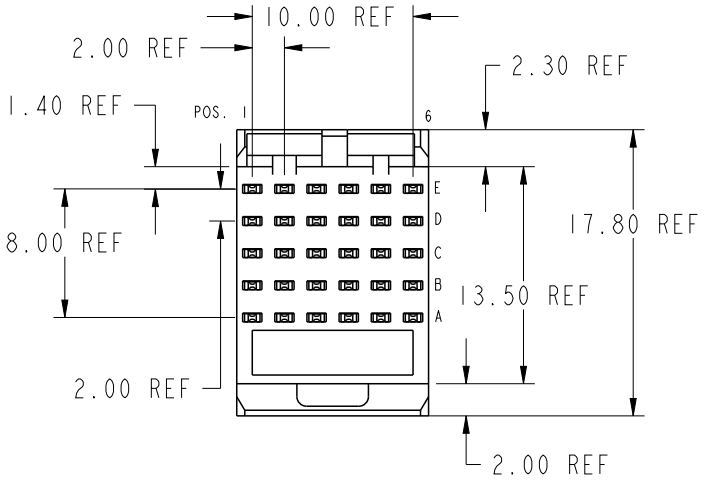

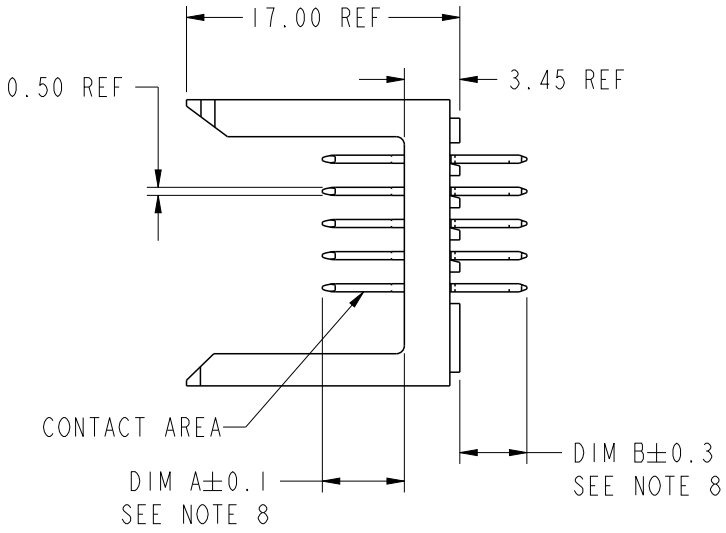

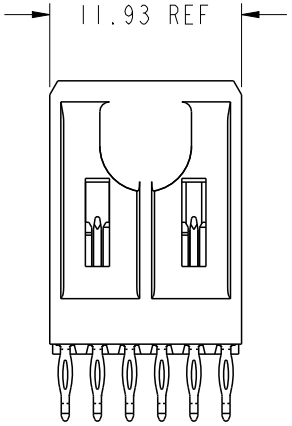

spec ref	*			dr	Terran Huang	2010/07/08	
tolerance std	TOLERANCES UNLESS OTHERWISE SPECIFIED			eng	Julia Wang	2012/09/19	
ISO 406 ISO 1101				chr	-	-	
				appr	Pei-Ming Zheng	2012/09/19	
surface ✓	linear	0.X	±0.03				
		0.XX	±0.13				
		0.XXX	±0.051				
ISO 1302	angular	0°	±2°				

projection

MM

product family METRAL

size A4

scale 1:10

ecn no ELX-DG-012854-1

rel level **Released**

FCI

www.fci.com

title METRAL SIGNAL HEADER
1 MOD, 5 ROW PRESS-FIT

dwg no 85838

rev **BH**

cat. no. -

Product - Customer Drw

sheet 1 of 9

Pro/E File - REV C - 2009-06-09

Copyright FCI.

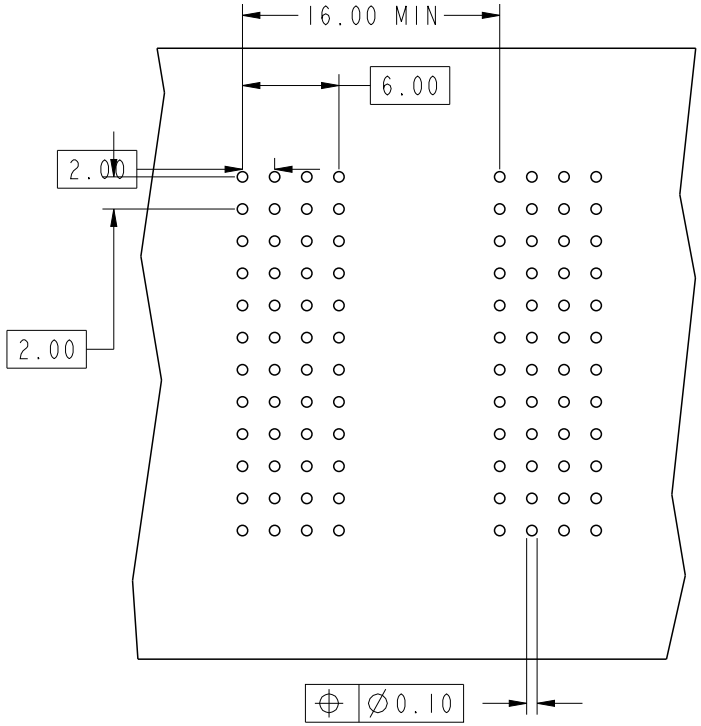

REQUIRED PC BOARD LAYOUT
COMPONENT SIDE
SEE PRINT 58351 FOR
ADDITIONAL PCB INFORMATION

KEY		
CODE	DIMENSIONS	
	DIM "A" MATE	DIM "B" TAIL
1	5.00	4.30
2	5.75	4.30
3	6.50	4.30
4	7.25	4.30
5	5.00	13.60
6	5.75	13.60
7	6.50	13.60
8	7.25	13.60
9	5.00	17.00
10	5.75	17.00
11	6.50	17.00
12	7.25	17.00
13	8.25	4.30
14	8.25	13.60
15	8.25	17.00
16	7.00	4.30
17	7.00	13.60
18	7.00	17.00
19	8.00	4.30

KEY		
CODE	DIMENSIONS	
	DIM "A" MATE	DIM "B" TAIL
20	8.00	13.60
21	8.00	17.00
22	5.00	12.10
25	5.75	15.60
40	5.00	15.60
41	6.50	15.60
42	7.25	15.60
43	8.00	15.60
44	5.75	12.10
45	6.50	12.10
48	5.00	15.10
54	5.00	11.50
55	5.75	11.50
56	6.50	11.50
59	5.00	11.80
60	5.75	11.80
61	6.50	11.80
62	7.25	11.80
63	8.00	11.80

dr	Terran Huang	2010/07/08	projection	MM	size A4 / scale 21:10
eng	Julia Wang	2012/09/19			ecn no ELX-DG-012854-1
chr	-	-			
appr	Pei-Ming Zheng	2012/09/19	product family	METRAL	rel level Released

title: METRAL SIGNAL HEADER
1 MOD, 5 ROW PRESS-FIT

dwg no: 85838

rev: BH

www.fci.com

cat. no. -

Product - Customer Drw

sheet 2 of 9

Copyright FCI.

Pro/E File - REV C - 2009-06-09

METRAL P/N	ROW	CONTACT CODE MOD. 1					
		1	2	3	4	5	6
85838-X01	E	25	25	25	25	25	25
	D	25	25	25	25	25	25
	C	25	25	25	25	25	25
85838-X01LF	B	25	25	25	25	25	25
	A	25	25	25	25	25	25

METRAL P/N	ROW	CONTACT CODE MOD. 1					
		1	2	3	4	5	6
85838-X02	E	1	1	1	1	1	1
	D	3	3	3	3	3	3
	C	19	19	19	19	19	19
85838-X02LF	B	3	3	3	3	3	3
	A	1	1	1	1	1	1

METRAL P/N	ROW	CONTACT CODE MOD. 1					
		1	2	3	4	5	6
85838-X03	E	3	3	3	3	3	3
	D	3	3	3	3	3	3
	C	3	3	3	3	3	3
85838-X03LF	B	19	19	19	19	19	19
	A	3	3	3	3	3	3

METRAL P/N	ROW	CONTACT CODE MOD. 1					
		1	2	3	4	5	6
85838-X04	E	3	3	3	3	3	3
	D	10	10	10	10	10	10
	C	10	10	10	10	10	10
85838-X04LF	B	9	9	9	9	9	9
	A	10	10	10	10	10	10

METRAL P/N	ROW	CONTACT CODE MOD. 1					
		1	2	3	4	5	6
85838-X05	E	44	44	44	44	44	44
	D	22	22	22	22	22	22
	C	44	44	44	44	44	44
85838-X05LF	B	44	44	44	44	44	44
	A	45	45	45	45	45	45

METRAL P/N	ROW	CONTACT CODE MOD. 1					
		1	2	3	4	5	6
85838-X06	E	1	1	1	1	1	1
	D	1	1	1	1	1	1
	C	3	3	3	3	3	3
85838-X06LF	B	1	1	1	1	1	1
	A	1	1	1	1	1	1

METRAL P/N	ROW	CONTACT CODE MOD. 1					
		1	2	3	4	5	6
85838-X07	E	19	19	19	19	19	19
	D	4	4	4	4	4	4
	C	4	4	4	4	4	4
85838-X07LF	B	4	4	4	4	4	4
	A	4	4	4	4	4	4

METRAL P/N	ROW	CONTACT CODE MOD. 1					
		1	2	3	4	5	6
85838-X08	E	20	20	20	20	20	20
	D	8	8	8	8	8	8
	C	8	8	8	8	8	8
85838-X08LF	B	8	8	8	8	8	8
	A	8	8	8	8	8	8

METRAL P/N	ROW	CONTACT CODE MOD. 1					
		1	2	3	4	5	6
85838-X09	E	N/A					
	D	6	6	6	6	6	6
	C	6	6	6	6	6	6
85838-X09LF	B	6	6	6	6	6	6
	A	6	6	6	6	6	6

METRAL P/N	ROW	CONTACT CODE MOD. 1					
		1	2	3	4	5	6
85838-X10	E	N/A					
	D	2	2	2	2	2	2
	C	2	2	2	2	2	2
85838-X10LF	B	2	2	2	2	2	2
	A	2	2	2	2	2	2

METRAL P/N	ROW	CONTACT CODE MOD. 1					
		1	2	3	4	5	6
85838-X11	E	N/A					
	D	4	4	4	4	4	4
	C	4	4	4	4	4	4
85838-X11LF	B	19	19	19	19	19	19
	A	19	19	19	19	19	19

METRAL P/N	ROW	CONTACT CODE MOD. 1					
		1	2	3	4	5	6
85838-X12	E	7	7	7	7	7	7
	D	7	7	7	7	7	7
	C	7	7	7	7	7	7
85838-X12LF	B	7	7	7	7	7	7
	A	3	3	3	3	3	3

METRAL P/N	ROW	CONTACT CODE MOD. 1					
		1	2	3	4	5	6
85838-X13	E	3	3	3	3	3	3
	D	3	3	3	3	3	3
	C	3	3	3	3	3	3
85838-X13LF	B	2	2	2	2	2	2
	A	2	2	2	2	2	2

METRAL P/N	ROW	CONTACT CODE MOD. 1					
		1	2	3	4	5	6
85838-X14	E	16	16	16	16	16	16
	D	16	16	16	16	16	16
	C	16	16	16	16	16	16
85838-X14LF	B	16	16	16	16	16	16
	A	16	16	16	16	16	16

METRAL P/N	ROW	CONTACT CODE MOD. 1					
		1	2	3	4	5	6
85838-X15	E	13	13	13	13	13	13
	D	13	13	13	13	13	13
	C	13	13	13	13	13	13
85838-X15LF	B	13	13	13	13	13	13
	A	13	13	13	13	13	13

METRAL P/N	ROW	CONTACT CODE MOD. 1					
		1	2	3	4	5	6
85838-X16	E	17	17	17	17	17	17
	D	17	17	17	17	17	17
	C	17	17	17	17	17	17
85838-X16LF	B	17	17	17	17	17	17
	A	17	17	17	17	17	17

Copyright FCI.

dr	Terran Huang	2010/07/08	projection	MM	size A4 / scale 1:1
eng	Julia Wang	2012/09/19			ecn no ELX-DG-012854-1
chr	-	-			
appr	Pei-Ming Zheng	2012/09/19	product family METRAL		rel level Released

title: METRAL SIGNAL HEADER
1 MOD, 5 ROW PRESS-FIT

dwg no: 85838

rev: BH

www.fci.com | cat. no. - | Product - Customer Drw | sheet 3 of 9

Pro/E File - REV C - 2009-06-09

METRAL P/N	ROW	CONTACT CODE MOD. 1					
		1	2	3	4	5	6
85838-X17	E	14	14	14	14	14	14
	D	14	14	14	14	14	14
----------	C	14	14	14	14	14	14
85838-X17LF	B	14	14	14	14	14	14
	A	14	14	14	14	14	14

METRAL P/N	ROW	CONTACT CODE MOD. 1					
		1	2	3	4	5	6
85838-X18	E	18	18	18	18	18	18
	D	18	18	18	18	18	18
----------	C	18	18	18	18	18	18
85838-X18LF	B	18	18	18	18	18	18
	A	18	18	18	18	18	18

METRAL P/N	ROW	CONTACT CODE MOD. 1					
		1	2	3	4	5	6
85838-X19	E	15	15	15	15	15	15
	D	15	15	15	15	15	15
----------	C	15	15	15	15	15	15
85838-X19LF	B	15	15	15	15	15	15
	A	15	15	15	15	15	15

METRAL P/N	ROW	CONTACT CODE MOD. 1					
		1	2	3	4	5	6
85838-X20	E	10	10	10	10	10	10
	D	9	9	9	9	9	9
----------	C	10	10	10	10	10	10
85838-X20LF	B	9	9	9	9	9	9
	A	11	11	11	11	11	11

METRAL P/N	ROW	CONTACT CODE MOD. 1					
		1	2	3	4	5	6
85838-X21	E	10	10	10	10	10	10
	D	10	10	10	10	10	10
----------	C	9	9	9	9	9	9
:85838-X21LF	B	9	9	9	9	9	9
	A	11	11	11	11	11	11

METRAL P/N	ROW	CONTACT CODE MOD. 1					
		1	2	3	4	5	6
85838-X22	E	2	2	2	2	2	2
	D	4	4	4	4	4	4
----------	C	2	2	2	2	2	2
85838-X22LF	B	2	2	2	2	2	2
	A	2	2	2	2	2	2

METRAL P/N	ROW	CONTACT CODE MOD. 1					
		1	2	3	4	5	6
85838-X23	E	19	19	19	19	19	19
	D	1	1	1	1	1	1
----------	C	19	19	19	19	19	19
85838-X23LF	B	1	1	1	1	1	1
	A	19	19	19	19	19	19

METRAL P/N	ROW	CONTACT CODE MOD. 1					
		1	2	3	4	5	6
85838-X24	E	20	20	20	20	20	20
	D	5	5	5	5	5	5
----------	C	20	20	20	20	20	20
85838-X24LF	B	5	5	5	5	5	5
	A	20	20	20	20	20	20

METRAL P/N	ROW	CONTACT CODE MOD. 1					
		1	2	3	4	5	6
85838-X25	E	22	22	22	22	22	22
	D	22	22	22	22	22	22
----------	C	22	22	22	22	22	22
85838-X25LF	B	22	22	22	22	22	22
	A	22	22	22	22	22	22

METRAL P/N	ROW	CONTACT CODE MOD. 1					
		1	2	3	4	5	6
85838-X26	E	54	54	54	54	54	54
	D	55	55	55	55	55	55
----------	C	56	56	56	56	56	56
85838-X26LF	B	55	55	55	55	55	55
	A	54	54	54	54	54	54

METRAL P/N	ROW	CONTACT CODE MOD. 1					
		1	2	3	4	5	6
85838-X27	E	48	48	48	48	48	48
	D	48	48	48	48	48	48
----------	C	48	48	48	48	48	48
85838-X27LF	B	48	48	48	48	48	48
	A	48	48	48	48	48	48

METRAL P/N	ROW	CONTACT CODE MOD. 1					
		1	2	3	4	5	6
85838-X28	E	3	3	3	3	3	3
	D	19	19	19	19	19	19
----------	C	3	3	3	3	3	3
85838-X28LF	B	3	3	3	3	3	3
	A	1	1	1	1	1	1

METRAL P/N	ROW	CONTACT CODE MOD. 1					
		1	2	3	4	5	6
85838-X29	E	56	56	56	56	56	56
	D	56	56	56	56	56	56
----------	C	56	56	56	56	56	56
85838-X29LF	B	56	56	56	56	56	56
	A	56	56	56	56	56	56

METRAL P/N	ROW	CONTACT CODE MOD. 1					
		1	2	3	4	5	6
85838-X30	E	3	3	3	3	3	3
	D	3	3	3	3	3	3
----------	C	19	19	19	19	19	19
85838-X30LF	B	3	3	3	3	3	3
	A	3	3	3	3	3	3

METRAL P/N	ROW	CONTACT CODE MOD. 1					
		1	2	3	4	5	6
85838-X31	E	1	1	1	1	1	1
	D	3	3	3	3	3	3
----------	C	19	19	19	19	19	19
85838-X31LF	B	3	3	3	3	3	3
	A	1	1	1	1	1	1

METRAL P/N	ROW	CONTACT CODE MOD. 1					
		1	2	3	4	5	6
85838-X32	E	1	1	1	1	1	1
	D	1	1	1	1	1	1
----------	C	2	2	2	2	2	2
:85838-X32LF	B	1	1	1	1	1	1
	A	2	2	2	2	2	2

Copyright FCI.

dr	Terran Huang	2010/07/08	projection	MM	size A4 / scale 1:10
eng	Julia Wang	2012/09/19			
chr	-	-			ecn no ELX-DG-012854-1
appr	Pei-Ming Zheng	2012/09/19	product family	METRAL	rel level Released

title: METRAL SIGNAL HEADER
1 MOD, 5 ROW PRESS-FIT

dwg no: 85838

rev: BH

www.fci.com

cat. no. -

Product - Customer Drw

sheet 4 of 9

Pro/E File - REV C - 2009-06-09

METRAL P/N	ROW	CONTACT CODE MOD. 1					
		1	2	3	4	5	6
85838-X33	E	6	6	6	6	6	6
	D	6	6	6	6	6	6
	C	6	6	6	6	6	6
85838-X33LF	B	5	5	5	5	5	5
	A	5	5	5	5	5	5

METRAL P/N	ROW	CONTACT CODE MOD. 1					
		1	2	3	4	5	6
85838-X34	E	19	19	19	19	19	19
	D	19	19	19	19	19	19
	C	19	19	19	19	19	19
85838-X34LF	B	4	4	4	4	4	4
	A	4	4	4	4	4	4

METRAL P/N	ROW	CONTACT CODE MOD. 1					
		1	2	3	4	5	6
85838-X35	E	2	2	2	2	2	2
	D	4	4	4	4	4	4
	C	4	4	4	4	4	4
85838-X35LF	B	4	4	4	4	4	4
	A	2	2	2	2	2	2

METRAL P/N	ROW	CONTACT CODE MOD. 1					
		1	2	3	4	5	6
85838-X36	E	21	21	21	21	21	21
	D	21	21	21	21	21	21
	C	21	21	21	21	21	21
85838-X36LF	B	12	12	12	12	12	12
	A	12	12	12	12	12	12

METRAL P/N	ROW	CONTACT CODE MOD. 1					
		1	2	3	4	5	6
85838-X37	E	3	3	3	3	3	3
	D	3	3	3	3	3	3
	C	4	4	4	4	4	4
85838-X37LF	B	19	19	19	19	19	19
	A	19	19	19	19	19	19

METRAL P/N	ROW	CONTACT CODE MOD. 1					
		1	2	3	4	5	6
85838-X38	E	59	59	59	59	59	59
	D	59	59	59	59	59	59
	C	59	59	59	59	59	59
85838-X38LF	B	59	59	59	59	59	59
	A	59	59	59	59	59	59

METRAL P/N	ROW	CONTACT CODE MOD. 1					
		1	2	3	4	5	6
85838-X39	E	59	59	59	59	59	59
	D	59	59	59	59	59	59
	C	59	59	59	59	59	59
85838-X39LF	B	59	59	59	59	59	59
	A	61	61	61	61	61	61

METRAL P/N	ROW	CONTACT CODE MOD. 1					
		1	2	3	4	5	6
85838-X40	E	60	60	60	60	60	60
	D	61	61	61	61	61	61
	C	60	60	60	60	60	60
85838-X40LF	B	60	60	60	60	60	60
	A	61	61	61	61	61	61

METRAL P/N	ROW	CONTACT CODE MOD. 1					
		1	2	3	4	5	6
85838-X41	E	61	61	61	61	61	61
	D	61	61	61	61	61	61
	C	61	61	61	61	61	61
85838-X41LF	B	61	61	61	61	61	61
	A	61	61	61	61	61	61

METRAL P/N	ROW	CONTACT CODE MOD. 1					
		1	2	3	4	5	6
85838-X42	E	60	60	60	60	60	60
	D	60	60	60	60	60	60
	C	60	60	60	60	60	60
85838-X42LF	B	62	62	62	62	62	62
	A	60	60	60	60	60	60

METRAL P/N	ROW	CONTACT CODE MOD. 1					
		1	2	3	4	5	6
85838-X43	E	61	61	61	61	61	61
	D	61	61	61	61	61	61
	C	62	62	62	62	62	62
85838-X43LF	B	63	63	63	63	63	63
	A	63	63	63	63	63	63

METRAL P/N	ROW	CONTACT CODE MOD. 1					
		1	2	3	4	5	6
85838-X44	E	61	61	61	61	61	61
	D	61	61	61	61	61	61
	C	61	61	61	61	61	61
85838-X44LF	B	63	63	63	63	63	63
	A	61	61	61	61	61	61

METRAL P/N	ROW	CONTACT CODE MOD. 1					
		1	2	3	4	5	6
85838-X45	E	60	60	60	60	60	60
	D	60	60	60	60	60	60
	C	60	60	60	60	60	60
85838-X45LF	B	60	60	60	60	60	60
	A	60	60	60	60	60	60

METRAL P/N	ROW	CONTACT CODE MOD. 1					
		1	2	3	4	5	6
85838-X46	E	62	62	62	62	62	62
	D	62	62	62	62	62	62
	C	62	62	62	62	62	62
85838-X46LF	B	62	62	62	62	62	62
	A	62	62	62	62	62	62

METRAL P/N	ROW	CONTACT CODE MOD. 1					
		1	2	3	4	5	6
85838-X47	E	63	63	63	63	63	63
	D	63	63	63	63	63	63
	C	63	63	63	63	63	63
85838-X47LF	B	63	63	63	63	63	63
	A	63	63	63	63	63	63

METRAL P/N	ROW	CONTACT CODE MOD. 1					
		1	2	3	4	5	6
85838-X48	E	40	40	40	40	40	40
	D	40	40	40	40	40	40
	C	40	40	40	40	40	40
85838-X48LF	B	40	40	40	40	40	40
	A	40	40	40	40	40	40

dr	Terran Huang	2010/07/08	projection	MM	size A4 / scale 1:10
eng	Julia Wang	2012/09/19			ecn no ELX-DG-012854-1
chr	-	-			
appr	Pei-Ming Zheng	2012/09/19	product family	METRAL	rel level Released

title: METRAL SIGNAL HEADER
1 MOD, 5 ROW PRESS-FIT

dwg no: 85838

rev: BH

www.fci.com | cat. no. - | Product - Customer Drw | sheet 5 of 9

Copyright FCI.

Pro/E File - REV C - 2009-06-09

METRAL P/N	ROW	CONTACT CODE MOD. 1					
		1	2	3	4	5	6
85838-X49	E	40	40	40	40	40	40
	D	40	40	40	40	40	40
----------	C	40	40	40	40	40	40
	B	40	40	40	40	40	40
85838-X49LF	A	41	41	41	41	41	41

METRAL P/N	ROW	CONTACT CODE MOD. 1					
		1	2	3	4	5	6
85838-X50	E	25	25	25	25	25	25
	D	41	41	41	41	41	41
----------	C	25	25	25	25	25	25
	B	25	25	25	25	25	25
85838-X50LF	A	41	41	41	41	41	41

METRAL P/N	ROW	CONTACT CODE MOD. 1					
		1	2	3	4	5	6
85838-X51	E	41	41	41	41	41	41
	D	41	41	41	41	41	41
----------	C	41	41	41	41	41	41
	B	41	41	41	41	41	41
85838-X51LF	A	41	41	41	41	41	41

METRAL P/N	ROW	CONTACT CODE MOD. 1					
		1	2	3	4	5	6
85838-X52	E	25	25	25	25	25	25
	D	25	25	25	25	25	25
----------	C	25	25	25	25	25	25
	B	42	42	42	42	42	42
85838-X52LF	A	25	25	25	25	25	25

METRAL P/N	ROW	CONTACT CODE MOD. 1					
		1	2	3	4	5	6
85838-X53	E	41	41	41	41	41	41
	D	41	41	41	41	41	41
----------	C	42	42	42	42	42	42
	B	43	43	43	43	43	43
85838-X53LF	A	43	43	43	43	43	43

METRAL P/N	ROW	CONTACT CODE MOD. 1					
		1	2	3	4	5	6
85838-X54	E	41	41	41	41	41	41
	D	41	41	41	41	41	41
----------	C	41	41	41	41	41	41
	B	43	43	43	43	43	43
85838-X54LF	A	41	41	41	41	41	41

METRAL P/N	ROW	CONTACT CODE MOD. 1					
		1	2	3	4	5	6
85838-X55	E	42	42	42	42	42	42
	D	42	42	42	42	42	42
----------	C	42	42	42	42	42	42
	B	42	42	42	42	42	42
85838-X55LF	A	42	42	42	42	42	42

METRAL P/N	ROW	CONTACT CODE MOD. 1					
		1	2	3	4	5	6
85838-X56	E	43	43	43	43	43	43
	D	43	43	43	43	43	43
----------	C	43	43	43	43	43	43
	B	43	43	43	43	43	43
:85838-X56LF	A	43	43	43	43	43	43

METRAL P/N	ROW	CONTACT CODE MOD. 1					
		1	2	3	4	5	6
85838-X57	E	11	11	11	11	11	11
	D	11	11	11	11	11	11
----------	C	12	12	12	12	12	12
	B	21	21	21	21	21	21
85838-X57LF	A	21	21	21	21	21	21

METRAL P/N 85838-X58	ROW	CONTACT CODE MOD. 1					
		1	2	3	4	5	6
	E	11	11	11	11	11	11
----------	D	11	11	11	11	11	11
	C	11	11	11	11	11	11
85838-X58LF	B	21	21	21	21	21	21
	A	11	11	11	11	11	11

METRAL P/N	ROW	CONTACT CODE MOD. 1					
		1	2	3	4	5	6
85838-X59	E	7	7	7	7	7	7
	D	7	7	7	7	7	7
----------	C	8	8	8	8	8	8
	B	20	20	20	20	20	20
85838-X59LF	A	20	20	20	20	20	20

METRAL P/N	ROW	CONTACT CODE MOD. 1					
		1	2	3	4	5	6
85838-X60	E	7	7	7	7	7	7
	D	7	7	7	7	7	7
----------	C	7	7	7	7	7	7
	B	20	20	20	20	20	20
85838-X60LF	A	7	7	7	7	7	7

METRAL P/N	ROW	CONTACT CODE MOD. 1					
		1	2	3	4	5	6
85838-X61	E	2	2	2	2	2	2
	D	1	1	1	1	1	1
----------	C	1	1	1	1	1	1
	B	1	1	1	1	1	1
85838-X61LF	A	1	1	1	1	1	1

METRAL P/N	ROW	CONTACT CODE MOD. 1					
		1	2	3	4	5	6
85838-X62	E	1	1	1	1	1	1
	D	2	2	2	2	2	2
----------	C	3	3	3	3	3	3
	B	2	2	2	2	2	2
85838-X62LF	A	1	1	1	1	1	1

METRAL P/N	ROW	CONTACT CODE MOD. 1					
		1	2	3	4	5	6
85838-X63	E	-	-	-	-	-	-
	D	4	4	4	4	4	4
----------	C	4	4	4	4	4	4
	B	4	4	4	4	4	4
85838-X63LF	A	3	3	3	3	3	3

METRAL P/N	ROW	CONTACT CODE MOD. 1					
		1	2	3	4	5	6
85838-X64	E	2	2	2	2	2	2
	D	3	3	3	3	3	3
----------	C	4	4	4	4	4	4
	B	4	4	4	4	4	4
85838-X64LF	A	4	4	4	4	4	4

Copyright FCI.

dr	Terran Huang	2010/07/08	projection	MM	size A4 / scale 1:1
eng	Julia Wang	2012/09/19			ecn no ELX-DG-012854-1
chr	-	-			
appr	Pei-Ming Zheng	2012/09/19	product family METRAL		rel level Released

title: METRAL SIGNAL HEADER
1 MOD, 5 ROW PRESS-FIT

dwg no: 85838

rev: BH

www.fci.com | cat. no. - | Product - Customer Drw | sheet 6 of 9

Pro/E File - REV C - 2009-06-09

METRAL P/N	ROW	CONTACT CODE MOD. 1					
		1	2	3	4	5	6
85838-X65	E	6	6	6	6	6	6
	D	7	7	7	7	7	7
	C	8	8	8	8	8	8
85838-X65LF	B	8	8	8	8	8	8
	A	8	8	8	8	8	8

METRAL P/N	ROW	CONTACT CODE MOD. 1					
		1	2	3	4	5	6
85838-X66	E	1	1	1	1	1	1
	D	1	1	1	1	1	1
	C	-	-	-	-	-	-
85838-X66LF	B	1	1	1	1	1	1
	A	1	1	1	1	1	1

METRAL P/N	ROW	CONTACT CODE MOD. 1					
		1	2	3	4	5	6
85838-X67	E	2	2	2	2	2	2
	D	2	2	2	2	2	2
	C	2	2	2	2	2	2
85838-X67LF	B	2	2	2	2	2	2
	A	1	1	1	1	1	1

METRAL P/N	ROW	CONTACT CODE MOD. 1					
		1	2	3	4	5	6
85838-X68	E	60	60	60	60	60	60
	D	59	59	59	59	59	59
	C	60	60	60	60	60	60
85838-X68LF	B	60	60	60	60	60	60
	A	61	61	61	61	61	61

METRAL P/N	ROW	CONTACT CODE MOD. 1					
		1	2	3	4	5	6
85838-X69	E	1	1	1	1	1	1
	D	2	2	2	2	2	2
	C	2	2	2	2	2	2
85838-X69LF	B	2	2	2	2	2	2
	A	4	4	4	4	4	4

METRAL P/N	ROW	CONTACT CODE MOD. 1					
		1	2	3	4	5	6
85838-X70	E	19	19	19	19	19	19
	D	19	19	19	19	19	19
	C	4	4	4	4	4	4
85838-X70LF	B	2	2	2	2	2	2
	A	2	2	2	2	2	2

METRAL P/N	ROW	CONTACT CODE MOD. 1					
		1	2	3	4	5	6
85838-X71	E	3	3	3	3	3	3
	D	3	3	3	3	3	3
	C	3	3	3	3	3	3
85838-X71LF	B	3	3	3	3	3	3
	A	2	2	2	2	2	2

METRAL P/N	ROW	CONTACT CODE MOD. 1					
		1	2	3	4	5	6
85838-X72	E	6	6	6	6	6	6
	D	8	8	8	8	8	8
	C	8	8	8	8	8	8
85838-X72LF	B	8	8	8	8	8	8
	A	6	6	6	6	6	6

METRAL P/N	ROW	CONTACT CODE MOD. 1					
		1	2	3	4	5	6
85838-X73	E	3	3	3	3	3	3
	D	3	3	3	3	3	3
	C	3	3	3	3	3	3
85838-X73LF	B	3	3	3	3	3	3
	A	4	4	4	4	4	4

METRAL P/N	ROW	CONTACT CODE MOD. 1					
		1	2	3	4	5	6
85838-X74	E	19	19	19	19	19	19
	D	1	1	1	1	1	1
	C	1	1	1	1	1	1
85838-X74LF	B	1	1	1	1	1	1
	A	1	1	1	1	1	1

METRAL P/N	ROW	CONTACT CODE MOD. 1					
		1	2	3	4	5	6
85838-X75	E	3	3	3	3	3	3
	D	2	2	2	2	2	2
	C	2	2	2	2	2	2
85838-X75LF	B	2	2	2	2	2	2
	A	2	2	2	2	2	2

METRAL P/N	ROW	CONTACT CODE MOD. 1					
		1	2	3	4	5	6
85838-X76	E	4	4	4	4	4	4
	D	3	3	3	3	3	3
	C	3	3	3	3	3	3
85838-X76LF	B	3	3	3	3	3	3
	A	3	3	3	3	3	3

METRAL P/N	ROW	CONTACT CODE MOD. 1					
		1	2	3	4	5	6
85838-X77	E	1	1	1	1	1	1
	D	2	2	2	2	2	2
	C	2	2	2	2	2	2
85838-X77LF	B	2	2	2	2	2	2
	A	2	2	2	2	2	2

METRAL P/N	ROW	CONTACT CODE MOD. 1					
		1	2	3	4	5	6
85838-X78	E	3	3	3	3	3	3
	D	2	2	2	2	2	2
	C	2	2	2	2	2	2
85838-X78LF	B	2	2	2	2	2	2
	A	3	3	3	3	3	3

METRAL P/N	ROW	CONTACT CODE MOD. 1					
		1	2	3	4	5	6
85838-X79	E	19	19	19	19	19	19
	D	19	19	19	19	19	19
	C	3	3	3	3	3	3
85838-X79LF	B	3	3	3	3	3	3
	A	1	1	1	1	1	1

METRAL P/N	ROW	CONTACT CODE MOD. 1					
		1	2	3	4	5	6
85838-X80	E	1	1	1	1	1	1
	D	3	3	3	3	3	3
	C	3	3	3	3	3	3
85838-X80LF	B	3	3	3	3	3	3
	A	1	1	1	1	1	1

Copyright FCI.

dr	Terran Huang	2010/07/08	projection	MM	size A4 / scale 1:10
eng	Julia Wang	2012/09/19			ecn no ELX-DG-012854-1
chr	-	-			
appr	Pei-Ming Zheng	2012/09/19	product family METRAL		rel level Released

title: METRAL SIGNAL HEADER
1 MOD, 5 ROW PRESS-FIT

dwg no: 85838

rev: BH

www.fci.com | cat. no. - | Product - Customer Drw | sheet 7 of 9

Pro/E File - REV C - 2009-06-09

METRAL P/N	ROW	CONTACT CODE MOD. 1					
		1	2	3	4	5	6
85838-X81	E	3	3	3	3	3	3
	D	1	1	1	1	1	1
----------	C	1	1	1	1	1	1
	B	1	1	1	1	1	1
85838-X81LF	A	1	1	1	1	1	1

METRAL P/N	ROW	CONTACT CODE MOD. 1					
		1	2	3	4	5	6
85838-X82	E	1	1	1	1	1	1
	D	1	1	1	1	1	1
----------	C	2	2	2	2	2	2
	B	1	1	1	1	1	1
85838-X82LF	A	1	1	1	1	1	1

METRAL P/N	ROW	CONTACT CODE MOD. 1					
		1	2	3	4	5	6
85838-X83	E	1	1	-	1	1	1
	D	3	3	-	3	3	3
----------	C	-	-	3	3	3	3
	B	3	3	-	3	3	3
85838-X83LF	A	1	1	-	1	1	1

Copyright FCI.

dr	Terran Huang	2010/07/08	projection	MM	size A4	scale 1:10
eng	Julia Wang	2012/09/19				
chr	-	-			ecn no	ELX-DG-012854-1
appr	Pei-Ming Zheng	2012/09/19	product family	METRAL	rel level	Released

title: METRAL SIGNAL HEADER
1 MOD, 5 ROW PRESS-FIT

dwg no: 85838

rev: BH

www.fci.com

cat. no. -

Product - Customer Drw

sheet 8 of 9

PRODUCT NUMBER
85838-XYY
85838-XYYLF

NOTES:
1. FOR DIM A AND B SEE SHEET 2 AND UP.
2. BODY MATERIAL: LIQUID CRYSTAL
   POLYMER 30 % GLASS.
   FLAME RETARDANT ACC. UL 94-V0.
3. PIN MATERIAL:
   PHOSPHOR BRONZE.
4. PLATING ON PRESS-FIT TAIL: 85838-XYY IS SnPb, 85838-XYYLF IS Sn(LEAD FREE)
   CONTACT AREA CONFORMS TO PERFORMANCE LEVEL
   SHOWN IN TABLE BELOW.
5. PRODUCT MARKING:
   PART NUMBER DESIGNATION & BATCH I.D.
6. ALL PRODUCTS WITH PART NUMBERS SHOWN IN
   SUBSEQUENT TABLES WILL BE PACKAGED IN TUBES.
   IF TRAY PACKAGING IS REQUIRED, A SUFFIX "P"
   WILL BE ADDED TO THE END OF THE PART NUMBER.
   EXAMPLE: XXXXX-XXXP
7. PRODUCT SPECIFICATION: GS-12-180
   APPLICATION SPECIFICATION: BUS-20-073
8. AFTER INSERTION INTO CIRCUIT BOARD WITH
   QUALIFIED TOOL.
9. -A PLATING HAS Au FLASH IN PRESS FIT AREA (LEAD FREE).

10. THE PRODUCTS WHERE THE PART NUMBER ENDS IN LF MEET THE
    EUROPEAN UNION DIRECTIVES AND OTHER COUNTRY REGULATIONS
    AS DESCRIBED IN GS-22-008.

    ALL PRODUCTS EXCEPT THOSE WITH PART NUMBERS CONTAINING
    (DRAWING NO.)-N1--- OR (DRAWING NO.)-N5---WILL WITHSTAND EXPOSURE
    TO 260°C FOR 60 SECONDS IN A CONVECTION, INFRA-RED OR
    VAPOR PHASE REFLOW OVEN. PART NUMBERS (DRAWING NO.)-N1---
    AND (DRAWINGS NO.)-N5---WILL NOT WITHSTAND REFLOW AND Au CONTACT
    SURFACE OF THE CONTACTS SHALL BE EXPOSED TO A MAXIMIM 140°C FOR
    NO LONGER THAN 15 SECONDS IN A WAVE SOLDER APPLICATION.

PLATING IN CONTACT AREA		NOTES
DASH NUMBER	PERFORMANCE LEVEL	-
-AYY	TELCORDIA CO (SEE NOTE 9)	-
-N1YY	TELCORDIA CO (NXT)	-
-N5YY	TELCORDIA UE (NXT)	-
-1YY	TELCORDIA CO	-
-2YY	TELECOM CLASS	-
-3YY	IEC CLASS 1	-
-5YY	TELCORDIA UE	-
-AYYLF	TELCORDIA CO (SEE NOTE 9)	SEE NOTE 10
-N1YYLF	TELCORDIA CO (NXT) IEC CLASS 1	SEE NOTE 10
-N5YYLF	TELCORDIA UE (NXT)	SEE NOTE 10
-1YYLF	TELCORDIA CO IEC CLASS 1	SEE NOTE 10
-2YYLF	TELECOM CLASS	SEE NOTE 10
-5YYLF	TELCORDIA UE	SEE NOTE 10

Copyright FCI.

dr	Terran Huang	2010/07/08	projection	MM	size A4 / scale 1:1.0
eng	Julia Wang	2012/09/19			
chr	-	-			ecn no ELX-DG-012854-1
appr	Pei-Ming Zheng	2012/09/19	product family METRAL		rel level Released

FCI www.fci.com

title: METRAL SIGNAL HEADER
1 MOD, 5 ROW PRESS-FIT

dwg no 85838

rev _BH

cat. no. -

Product - Customer Drw

sheet 9 of 9

Pro/E File - REV C - 2009-06-09

Компания «ЭлектроПласт» предлагает заключение долгосрочных отношений при поставках импортных электронных компонентов на взаимовыгодных условиях!

Наши преимущества:

- Оперативные поставки широкого спектра электронных компонентов отечественного и импортного производства напрямую от производителей и с крупнейших мировых складов;
- Поставка более 17-ти миллионов наименований электронных компонентов;
- Поставка сложных, дефицитных, либо снятых с производства позиций;
- Оперативные сроки поставки под заказ (от 5 рабочих дней);
- Экспресс доставка в любую точку России;
- Техническая поддержка проекта, помощь в подборе аналогов, поставка прототипов;
- Система менеджмента качества сертифицирована по Международному стандарту ISO 9001;
- Лицензия ФСБ на осуществление работ с использованием сведений, составляющих государственную тайну;
- Поставка специализированных компонентов (Xilinx, Altera, Analog Devices, Intersil, Interpoint, Microsemi, Aeroflex, Peregrine, Syfer, Eurofarad, Texas Instrument, Miteq, Cobham, E2V, MA-COM, Hittite, Mini-Circuits,General Dynamics и др.);

Помимо этого, одним из направлений компании «ЭлектроПласт» является направление «Источники питания». Мы предлагаем Вам помощь Конструкторского отдела:

- Подбор оптимального решения, техническое обоснование при выборе компонента;
- Подбор аналогов;
- Консультации по применению компонента;
- Поставка образцов и прототипов;
- Техническая поддержка проекта;
- Защита от снятия компонента с производства.

Как с нами связаться

Телефон: 8 (812) 309 58 32 (многоканальный)
Факс: 8 (812) 320-02-42
Электронная почта: org@eplast1.ru
Адрес: 198099, г. Санкт-Петербург, ул. Калинина, дом 2, корпус 4, литера А.