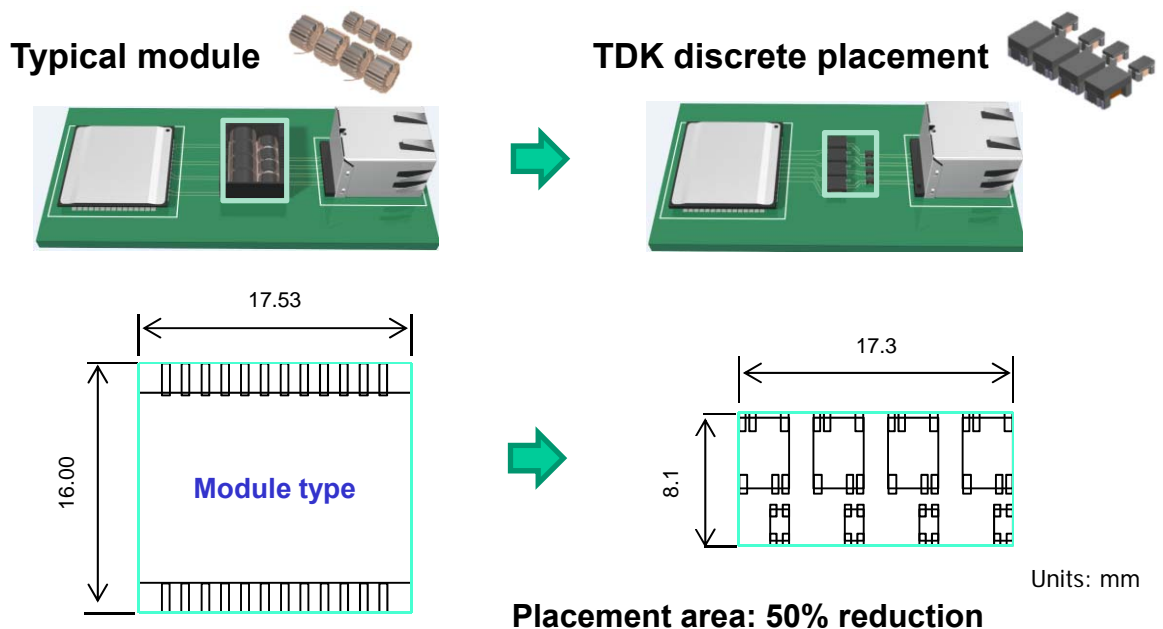


## LAN Magnetics Solution for 1000BASE-T

Evaluation Board TDK Part number: ALT4532-EVA-01

### Contents


- PCB area reduction from typical module to discrete placement



- Evaluation Board configuration and detailed specification

- Technical Specification of Pulse Transformer plus Common Mode Filter combination for 1000BASE-T Solution

- LAN Transformer: ALT4532M-201-T001
- Common Mode Filter: ACM2012E-900-2P-T00



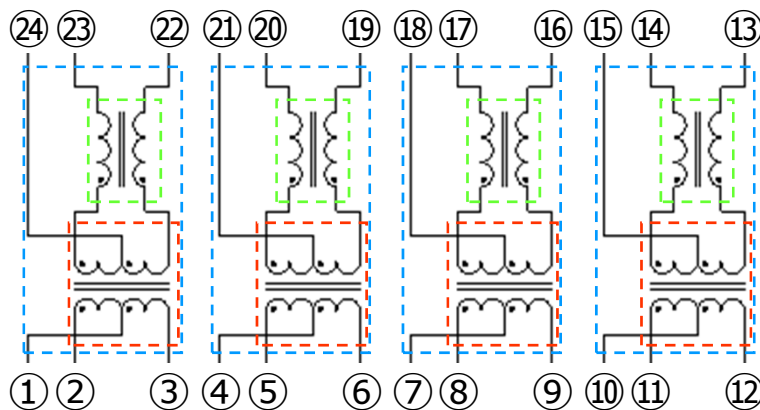
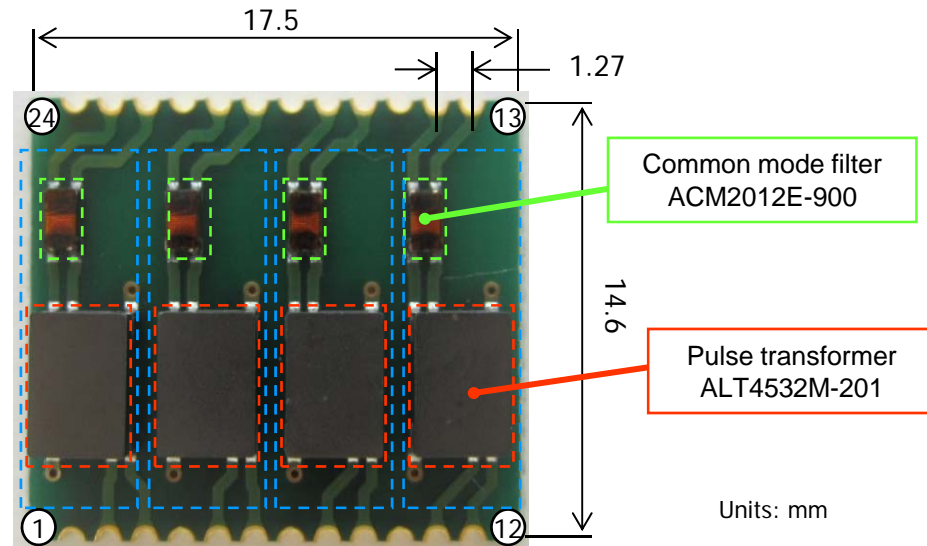
#### Disclosure:

- Evaluation Board is provided for evaluation of TDK discrete solution purposes only. Customer needs to implement connections into its PCB lay out design for mass production.
- Evaluation Board will be replaced if a working problem is found, without failure analysis.

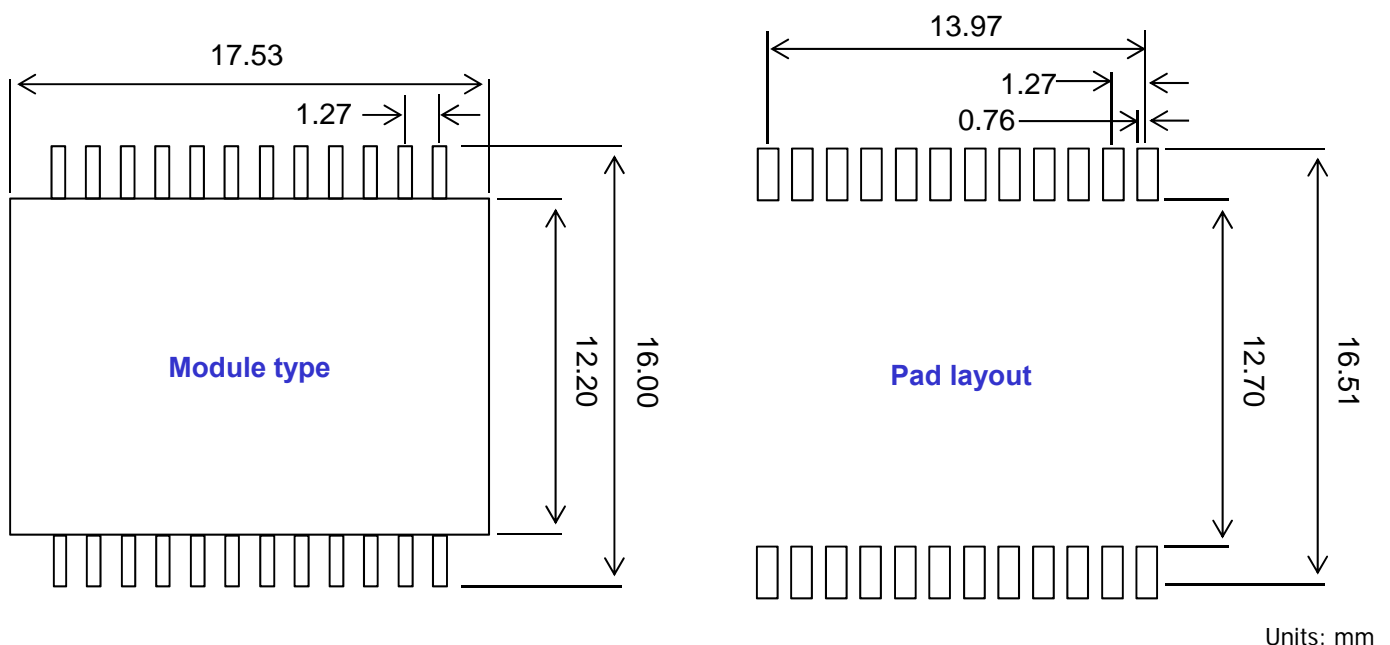
## Evaluation board – Ordering Part Number: ALT4532-EVA-01

- Contains ALT4532M-201-T001 + ACM2012E-900-2P-T00 solution for quick evaluation
- Allows SI/EMC test for our ALT4532 on the same land pattern as module

1000BASE-T Evaluation Board (Offers equivalent layout to Module type)



## Evaluation Board Electrical diagram and pint out




# Overview of ALT4532M-201-T001



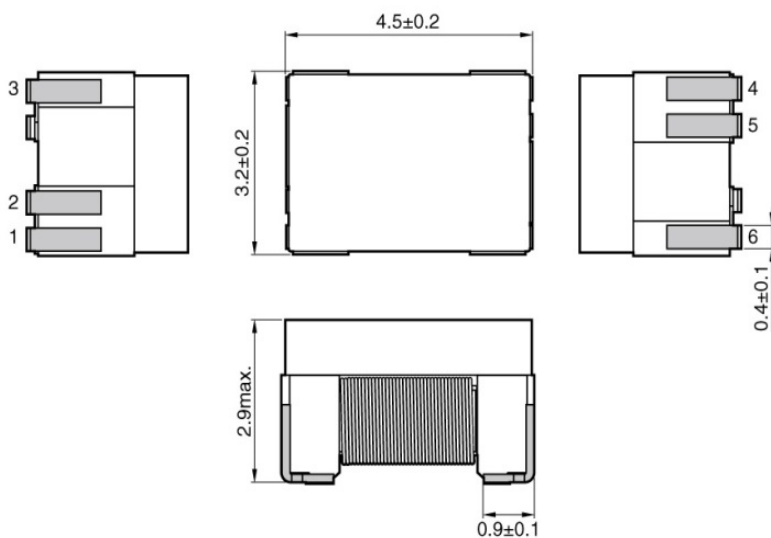
## FEATURES

- The ALT Series contains wound chip type pulse transformers developed for LANs.
- Compatible with 10BASE-T, 100BASE-TX, and 1000BASE-T.
- High-quality product that uses auto winding.
- Conforms to the RoHS Directive.



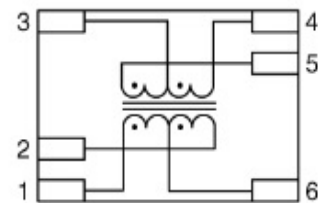
## GENERAL SPECIFICATIONS

### SHAPE & DIMENSIONS

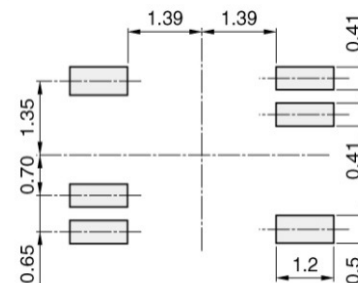


Dimensions in mm

### CIRCUIT DIAGRAM



### RECOMMENDED LAND PATTERN



## ELECTRICAL CHARACTERISTICS

### CHARACTERISTICS SPECIFICATION TABLE

Turns ratio	Inductance [DC bias 8mA, 100kHz]	Insertion loss [0.1 to 100MHz]	Inter-winding stray capacitance [100kHz]	Part No.
①⑥② : ⑤③④	①-② ⑤-④ ( $\mu\text{H}$ )min.	①②-⑤④ (dB)max.	(pF)max.	
1CT : 1CT	200	1.5	35	ALT4532M-201-T001

## OPERATING TEMPERATURE RANGE


Type	Temperature range	
	Operating temperature* (°C)	Storage temperature** (°C)
ALT4532M-201	-40 to +85	-40 to +85

\* Operating temperature range includes self-temperature rise.

\*\* The Storage temperature range is for after the circuit board is mounted.

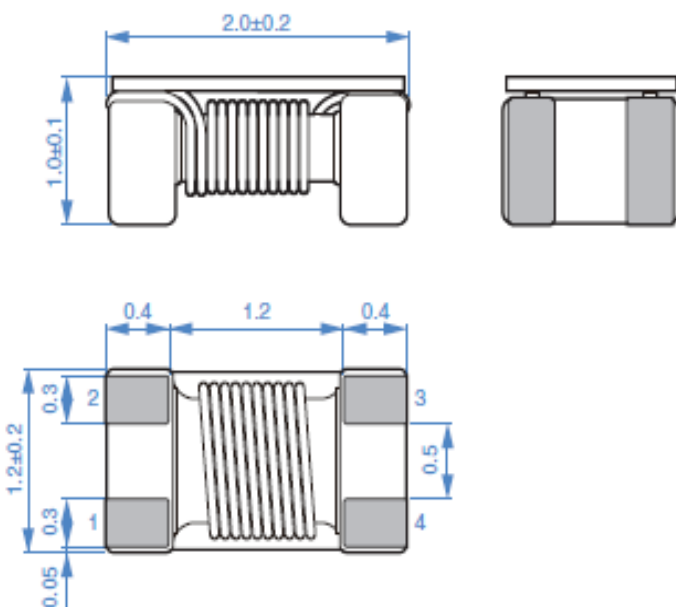
## FEATURES

- Downsized, low height wound type chip common mode filter that maintains required common mode filter characteristics.
- Impedance for common mode noise can clear 1000Ω [100MHz], and has excellent EMC suppression.
- Differential mode impedance is suppressed, so there is virtually no affect on high speed signals.
- Conforms to the RoHS Directive.

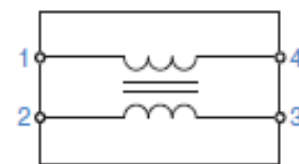


## GENERAL SPECIFICATIONS

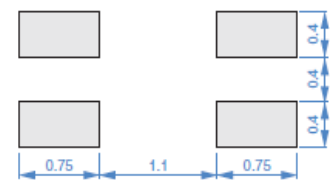
### SHAPE & DIMENSIONS



### CIRCUIT DIAGRAM



### RECOMMENDED LAND PATTERN



Dimensions in mm

## ELECTRICAL CHARACTERISTICS

### CHARACTERISTICS SPECIFICATION TABLE

Impedance [100MHz] (Ω)	DC resistance [1 line] (Ω)max.	Rated voltage (V)max.	Insulation resistance (MΩ)min.	Rated current (A)max.	Part No.
$90 \pm 25\%$	0.35	50	10	0.33	ACM2012E-900-2P-T00

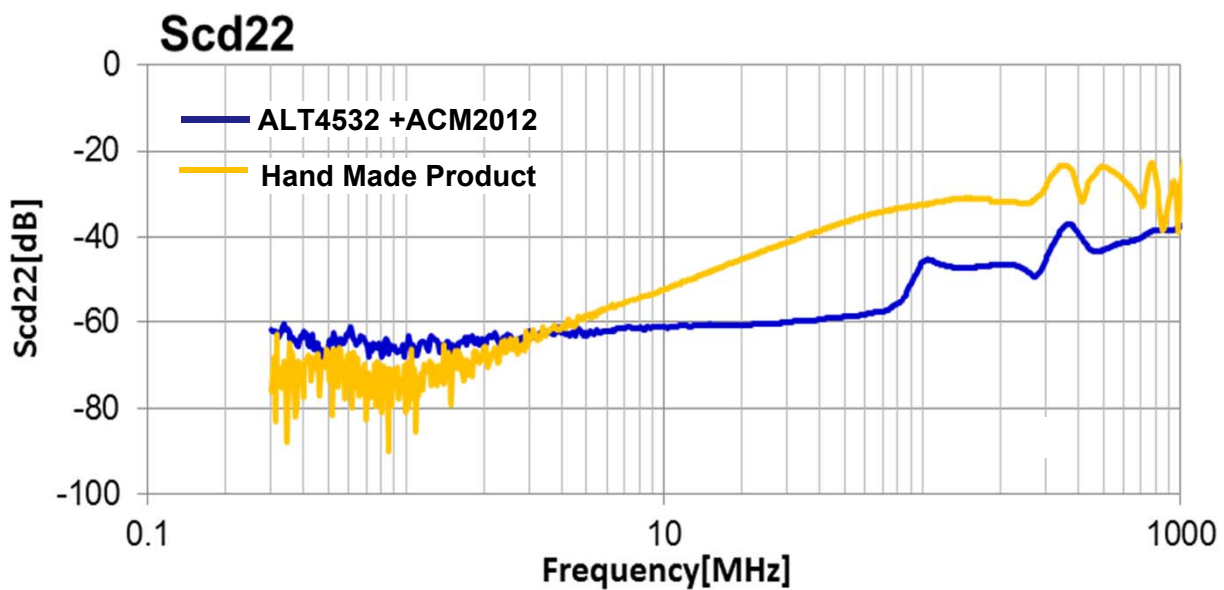
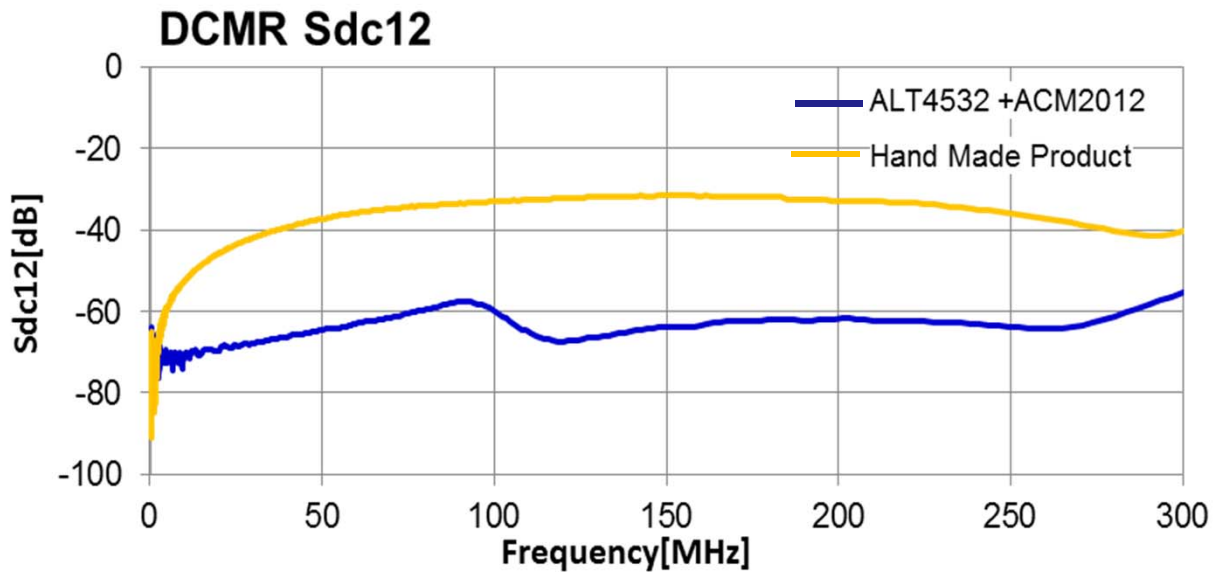
## OPERATING TEMPERATURE RANGE

Type	Temperature range	
	Operating temperature (°C)	Storage temperature* (°C)
ACM2012E-900-2P-T00	-40 to +85	-40 to +85


\* The Storage temperature range is for after the circuit board is mounted.

Comparison between TDK Solution and Conventional module for Balance Parameter


\*\* TDK solution offers excellent frequency performance.




ALM4532



ACM2012



+



Full Automation

vs

Hand Made Product

For any additional inquiries, You can contact the following locations

## US-West

PIC: David Sanchez

E-mail: david.sanchez@us.tdk.com

TDK Corporation of America  
Product Marketing and Development Dept.  
1740 Technology Drive, Suite 110, San Jose, CA 95110  
Phone#: +1-(408) 437-9585

## US-East

PIC: Rafael Perez Magana

E-mail: rafael.perez\_magana@us.tdk.com

TDK Corporation of America  
475 Half Day Road  
Lincolnshire, IL. 60069  
Tel: +1(847)390-4385  
E-mail: rafael.perez\_magana@us.tdk.com

## Europe

PIC: Samuel Rios Mesa

E-mail: Samuel.RiosMesa@eu.tdk.com

TDK Europe GmbH  
Rosenheimer Str. 116B, 81669 Munich, Germany  
Telephone: +49-(0)89 54020 3223  
mailto:Samuel.RiosMesa@eu.tdk.com

## Taiwan

PIC: Andy Tseng

E-mail: Andy\_Tseng@tw.tdk.com

TDK Taiwan Corporation  
Sales promotion Dept.  
7th Floor, #66 San Chong Road Nangang District,  
Taipei City Taiwan (R.O.C.) 11560  
Phone#: +886-2-278 91117

## Japan

PIC: Yuetsu Watanabe

E-mail: nabenabe@jp.tdk.com

TDK Corporation  
Sales promotion Dept.  
3-9-1, Shibaura, Minato-ku, Tokyo  
Phone#: +81-3-5201-7229

## China(Shenzhen)

PIC: Elena Kuang

E-mail: elena.kuang@cn.tdk.com

TDK Shenzhen Branch Office  
Product Marketing Dept.  
69/F, Ping An Financial Centre 5033 Yitian Road, Futian District,  
Shenzhen 518048 PR CHINA  
Phone#: +86-755-830 54666

## China(Shanghai)

PIC: Ken Xu

E-mail: ken.xu@cn.tdk.com

TDK (SHANGHAI) INTERNATIONAL TRADING CO., LTD  
Product Marketing Dept.  
Room 3201, Shanghai International Trade Centre 2201,  
Yan An Rd(W), Changning District, Shanghai  
Phone#: +86-21-619 62416

## Singapore

PIC: Yuichi Hagiwara

E-mail: Y.Hagiwara@sg.tdk.com

TDK Singapore (PTE) LTD.  
11 North Bouna Vista Drive #13-08  
The Metropolis Tower 2 Singapore 138589  
Phone#: +65-6273-5022

## Korea

PIC: Kyung-Hwan Hwang

E-mail: kyunghwan\_hwang@kr.tdk.com

Korea TDK Co., LTD  
Product Marketing Dept.  
1<sup>st</sup> FL II-HEUNG BLDG. 1490-25 SOCHO-DONG, SEOCHO-GU  
SEOUL 137-070  
Phone#: +82-2-3019-4335



Компания «ЭлектроПласт» предлагает заключение долгосрочных отношений при поставках импортных электронных компонентов на взаимовыгодных условиях!

Наши преимущества:

- Оперативные поставки широкого спектра электронных компонентов отечественного и импортного производства напрямую от производителей и с крупнейших мировых складов;
- Поставка более 17-ти миллионов наименований электронных компонентов;
- Поставка сложных, дефицитных, либо снятых с производства позиций;
- Оперативные сроки поставки под заказ (от 5 рабочих дней);
- Экспресс доставка в любую точку России;
- Техническая поддержка проекта, помощь в подборе аналогов, поставка прототипов;
- Система менеджмента качества сертифицирована по Международному стандарту ISO 9001;
- Лицензия ФСБ на осуществление работ с использованием сведений, составляющих государственную тайну;
- Поставка специализированных компонентов (Xilinx, Altera, Analog Devices, Intersil, Interpoint, Microsemi, Aeroflex, Peregrine, Syfer, Eurofarad, Texas Instrument, Miteq, Cobham, E2V, MA-COM, Hittite, Mini-Circuits, General Dynamics и др.);

Помимо этого, одним из направлений компании «ЭлектроПласт» является направление «Источники питания». Мы предлагаем Вам помощь Конструкторского отдела:

- Подбор оптимального решения, техническое обоснование при выборе компонента;
- Подбор аналогов;
- Консультации по применению компонента;
- Поставка образцов и прототипов;
- Техническая поддержка проекта;
- Защита от снятия компонента с производства.



#### Как с нами связаться

**Телефон:** 8 (812) 309 58 32 (многоканальный)

**Факс:** 8 (812) 320-02-42

**Электронная почта:** [org@eplast1.ru](mailto:org@eplast1.ru)

**Адрес:** 198099, г. Санкт-Петербург, ул. Калинина, дом 2, корпус 4, литера А.