


### UL and CSA Recognized “ZNR” Transient/Surge Absorbers with Tabs

Type: **CK**



ZNR Transient/Surge Absorber with Tabs is a heavy duty type ZNR with very unique tab terminals which bring forth a higher reliability.

These tabs are used as electrical connecting terminals and also its mounting legs. This type of ZNR is meant for applications in power supplies or transient voltage surge suppressor units where large surge current or high surge energy absorption is required.

#### ■ Features

- UL and CSA recognized components
- High energy handling capability (210 to 750 joules)
- Large withstanding peak current (25 to 30 kA, 8/20 μs, 1 time)
- Common terminals for electrical connection and mounting
- RoHS compliant

#### ■ Recommended Applications

- Power suppliers for OA, FA, telecommunication or industrial equipment
- Power strips
- Transient voltage surge suppressor units

Note: Ask our factory for Product Specification before use.

#### ■ Handling Precautions and Minimum Quantity / Packing Unit

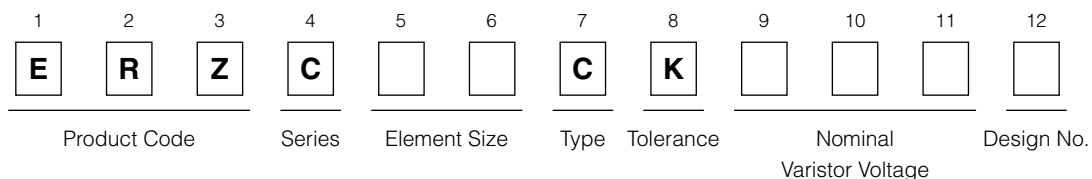
Please see Related Information

#### ■ Related Standards

|              |                          |  |
|--------------|--------------------------|--|
| Standard No. | UL1449                   | CSA C22.2 No.1 Class 2221 01   |
| Title        | Surge Protective Devices | Accessories and Parts for Electronic Products (Varistor for Across-The-Line use as transient protection on 120V ac nominal system) |
| File No.     | E321499                  | LR-92226   |

- Each type designation is not registered by Part Number. Please contact us for further questions regarding type designation.

#### ■ Explanation of Part Numbers



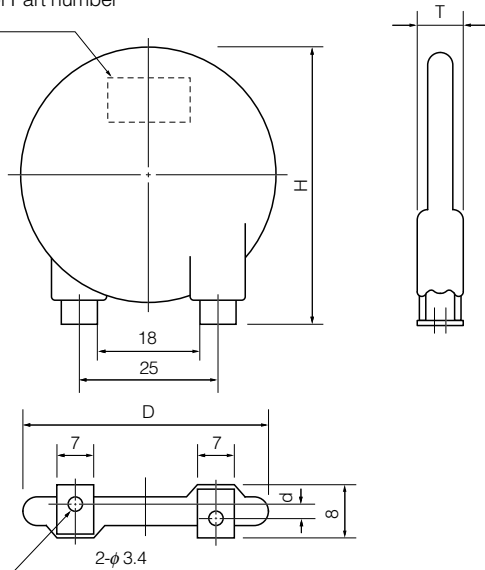
### ■ Ratings and Characteristics

- Operating Temperature Range: -40 to 85 °C
- Storage Temperature Range: -40 to 125 °C

| Part Number<br>(UL/CSA Recognized) | Type Designation | Varistor Voltage<br><br>V <sub>1</sub> mA (V) | Maximum Allowable Voltage |        | Maximum Clamping Voltage |                    | Energy<br>(2 ms,<br>1 time)<br><br>(J) | Maximum Peak Current<br>(8/20 μs) |                 |
|------------------------------------|------------------|---|---------------------------|--------|--------------------------|--------------------|--|-----------------------------------|-----------------|
|                                    |                  |   | ACrms (V)                 | DC (V) | V <sub>XA</sub> (V)      | I <sub>p</sub> (A) |  | 1 time<br>(kA)                    | 2 times<br>(kA) |
| ERZC32CK201W                       | 32K201U          | 200 (185 to 225)                              | 130                       | 170    | 340                      | 200                | 210                                    | 25                                | 20              |
| ERZC32CK241W                       | 32K241U          | 240 (216 to 264)                              | 150                       | 200    | 395                      | 200                | 240                                    | 25                                | 20              |
| ERZC32CK271W                       | 32K271U          | 270 (247 to 303)                              | 175                       | 225    | 455                      | 200                | 255                                    | 25                                | 20              |
| ERZC32CK361W                       | 32K361U          | 360 (324 to 396)                              | 230                       | 300    | 595                      | 200                | 325                                    | 25                                | 20              |
| ERZC32CK391W                       | 32K391U          | 390 (351 to 429)                              | 250                       | 320    | 650                      | 200                | 350                                    | 25                                | 20              |
| ERZC32CK431W                       | 32K431U          | 430 (387 to 473)                              | 275                       | 350    | 710                      | 200                | 400                                    | 25                                | 20              |
| ERZC32CK471W                       | 32K471U          | 470 (423 to 517)                              | 300                       | 385    | 775                      | 200                | 405                                    | 25                                | 20              |
| ERZC32CK511W                       | 32K511U          | 510 (459 to 561)                              | 320                       | 415    | 845                      | 200                | 405                                    | 25                                | 20              |
| ERZC32CK621W                       | 32K621U          | 620 (558 to 682)                              | 385                       | 505    | 1025                     | 200                | 415                                    | 25                                | 20              |
| ERZC32CK681W                       | 32K681U          | 680 (612 to 748)                              | 420                       | 560    | 1120                     | 200                | 450                                    | 25                                | 20              |
| ERZC32CK751W                       | 32K751U          | 750 (645 to 825)                              | 460                       | 615    | 1240                     | 200                | 500                                    | 25                                | 20              |
| ERZC32CK781W                       | 32K781U          | 780 (702 to 858)                              | 485                       | 640    | 1290                     | 200                | 520                                    | 25                                | 20              |
| ERZC32CK821W                       | 32K821U          | 820 (738 to 902)                              | 510                       | 670    | 1355                     | 200                | 545                                    | 25                                | 20              |
| ERZC32CK911W                       | 32K911U          | 910 (819 to 1001)                             | 550                       | 745    | 1500                     | 200                | 600                                    | 25                                | 20              |
| ERZC32CK951W                       | 32K951U          | 950 (855 to 1045)                             | 575                       | 765    | 1570                     | 200                | 600                                    | 25                                | 20              |
| ERZC40CK201W                       | 40K201U          | 200 (185 to 225)                              | 130                       | 170    | 340                      | 250                | 260                                    | 30                                | 25              |
| ERZC40CK241W                       | 40K241U          | 240 (216 to 264)                              | 150                       | 200    | 395                      | 250                | 300                                    | 30                                | 25              |
| ERZC40CK271W                       | 40K271U          | 270 (247 to 303)                              | 175                       | 225    | 455                      | 250                | 340                                    | 30                                | 25              |
| ERZC40CK361W                       | 40K361U          | 360 (324 to 396)                              | 230                       | 300    | 595                      | 250                | 405                                    | 30                                | 25              |
| ERZC40CK391W                       | 40K391U          | 390 (351 to 429)                              | 250                       | 320    | 650                      | 250                | 435                                    | 30                                | 25              |
| ERZC40CK431W                       | 40K431U          | 430 (387 to 473)                              | 275                       | 350    | 710                      | 250                | 500                                    | 30                                | 25              |
| ERZC40CK471W                       | 40K471U          | 470 (423 to 517)                              | 300                       | 385    | 775                      | 250                | 505                                    | 30                                | 25              |
| ERZC40CK511W                       | 40K511U          | 510 (459 to 561)                              | 320                       | 415    | 845                      | 250                | 505                                    | 30                                | 25              |
| ERZC40CK621W                       | 40K621U          | 620 (558 to 682)                              | 385                       | 505    | 1025                     | 250                | 515                                    | 30                                | 25              |
| ERZC40CK681W                       | 40K681U          | 680 (612 to 748)                              | 420                       | 560    | 1120                     | 250                | 560                                    | 30                                | 25              |
| ERZC40CK751W                       | 40K751U          | 750 (645 to 825)                              | 460                       | 615    | 1240                     | 250                | 625                                    | 30                                | 25              |
| ERZC40CK781W                       | 40K781U          | 780 (702 to 858)                              | 485                       | 640    | 1290                     | 250                | 650                                    | 30                                | 25              |
| ERZC40CK821W                       | 40K821U          | 820 (738 to 902)                              | 510                       | 670    | 1355                     | 250                | 680                                    | 30                                | 25              |
| ERZC40CK911W                       | 40K911U          | 910 (819 to 1001)                             | 550                       | 745    | 1500                     | 250                | 750                                    | 30                                | 25              |
| ERZC40CK951W                       | 40K951U          | 950 (855 to 1045)                             | 575                       | 765    | 1570                     | 250                | 750                                    | 30                                | 25              |

### ■ Dimensions in mm (not to scale)

ZNR  
Abbreviation of Part number  
Date code

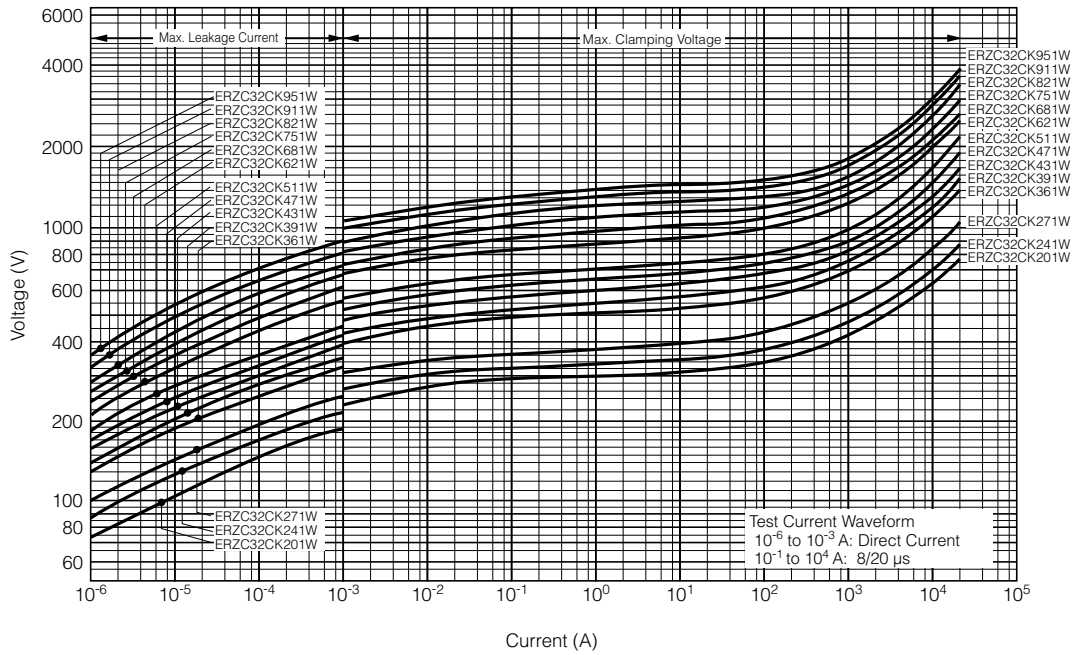


| Part Number<br>(UL/CSA Recognized) | Type Designation | D max. | H max.  | T max. | d       |
|------------------------------------|------------------|--------|---------|--------|---------|
| ERZC32CK201W                       | 32K201U          | 36     | 46      | 7.5    | 5.7±1.0 |
| ERZC32CK241W                       | 32K241U          |        |         | 7.5    | 5.4±1.0 |
| ERZC32CK271W                       | 32K271U          |        |         | 8.5    | 5.2±1.0 |
| ERZC32CK361W                       | 32K361U          |        |         | 9.0    | 4.6±1.0 |
| ERZC32CK391W                       | 32K391U          |        |         | 9.0    | 4.4±1.0 |
| ERZC32CK431W                       | 32K431U          |        |         | 9.0    | 4.1±1.0 |
| ERZC32CK471W                       | 32K471U          |        |         | 9.7    | 3.9±1.0 |
| ERZC32CK511W                       | 32K511U          |        |         | 9.7    | 4.5±1.0 |
| ERZC32CK621W                       | 32K621U          |        |         | 9.7    | 3.9±1.0 |
| ERZC32CK681W                       | 32K681U          |        |         | 9.7    | 3.6±1.0 |
| ERZC32CK751W                       | 32K751U          |        |         | 10.5   | 3.3±1.0 |
| ERZC32CK781W                       | 32K781U          |        |         | 10.5   | 3.1±1.0 |
| ERZC32CK821W                       | 32K821U          |        |         | 10.5   | 2.9±1.0 |
| ERZC32CK911W                       | 32K911U          |        |         | 11.5   | 2.5±1.0 |
| ERZC32CK951W                       | 32K951U          |        |         | 11.5   | 2.3±1.0 |
| ERZC40CK201W                       | 40K201U          |        |         | 44     | 50      |
| ERZC40CK241W                       | 40K241U          | 7.5    | 5.4±1.0 |        |         |
| ERZC40CK271W                       | 40K271U          | 8.5    | 5.2±1.0 |        |         |
| ERZC40CK361W                       | 40K361U          | 9.0    | 4.6±1.0 |        |         |
| ERZC40CK391W                       | 40K391U          | 9.0    | 4.4±1.0 |        |         |
| ERZC40CK431W                       | 40K431U          | 9.0    | 4.1±1.0 |        |         |
| ERZC40CK471W                       | 40K471U          | 9.7    | 3.9±1.0 |        |         |
| ERZC40CK511W                       | 40K511U          | 9.7    | 4.5±1.0 |        |         |
| ERZC40CK621W                       | 40K621U          | 9.7    | 3.9±1.0 |        |         |
| ERZC40CK681W                       | 40K681U          | 9.7    | 3.6±1.0 |        |         |
| ERZC40CK751W                       | 40K751U          | 10.5   | 3.3±1.0 |        |         |
| ERZC40CK781W                       | 40K781U          | 10.5   | 3.1±1.0 |        |         |
| ERZC40CK821W                       | 40K821U          | 10.5   | 2.9±1.0 |        |         |
| ERZC40CK911W                       | 40K911U          | 11.5   | 2.5±1.0 |        |         |
| ERZC40CK951W                       | 40K951U          | 11.5   | 2.3±1.0 |        |         |

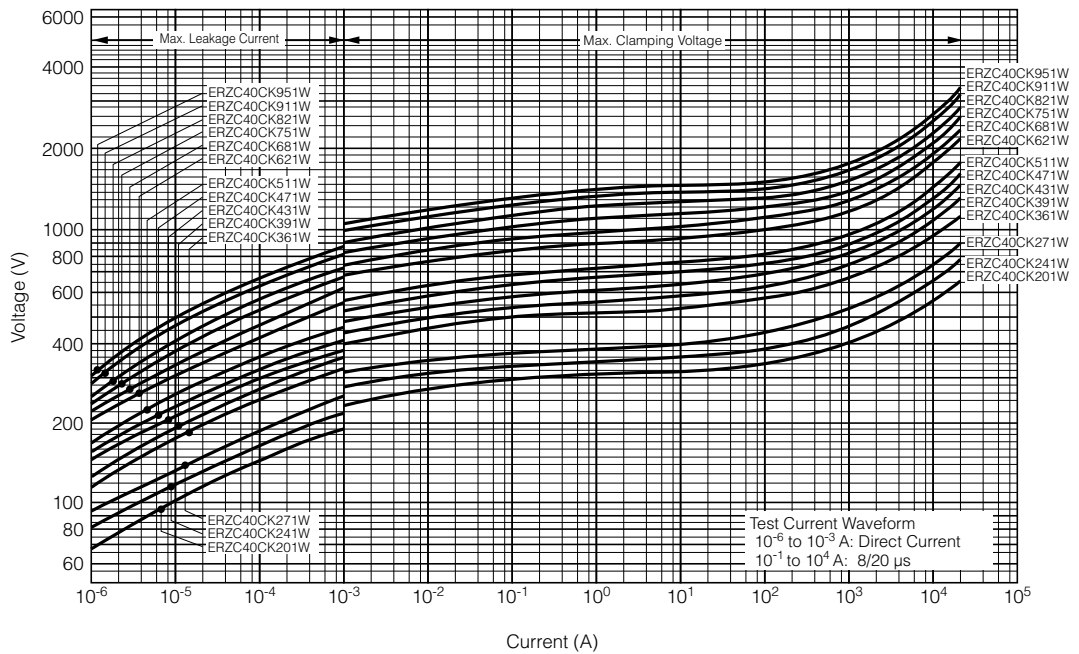
Design and specifications are each subject to change without notice. Ask factory for the current technical specifications before purchase and/or use.  
Should a safety concern arise regarding this product, please be sure to contact us immediately.

■ Typical Characteristics

Voltage vs. Current (ERZC32CK201W to ERZC32CK951W)



(ERZC40CK201W to ERZC40CK951W)



■ UL, CSA Recognized Components and The A.C. Rated Voltage

| Part Number<br>(UL/CSA Recognized) | Maximum Allowable Voltage |        | Rated Voltage (Vrms) |                     |
|------------------------------------|---------------------------|--------|----------------------|---------------------|
|                                    | ACrms (V)                 | DC (V) | UL1449               | CSA (Class 2221 01) |
| ERZC32CK201W                       | 130                       | 170    | 118                  | 118                 |
| ERZC32CK241W                       | 150                       | 200    | 136                  | 136                 |
| ERZC32CK271W                       | 175                       | 225    | 159                  | 159                 |
| ERZC32CK361W                       | 230                       | 300    | 209                  | 209                 |
| ERZC32CK391W                       | 250                       | 320    | 227                  | 227                 |
| ERZC32CK431W                       | 275                       | 350    | 250                  | 250                 |
| ERZC32CK471W                       | 300                       | 385    | 272                  | 272                 |
| ERZC32CK511W                       | 320                       | 415    | 291                  | 291                 |
| ERZC32CK621W                       | 385                       | 505    | 350                  | 350                 |
| ERZC32CK681W                       | 420                       | 560    | 381                  | 381                 |
| ERZC32CK751W                       | 460                       | 615    | 418                  | 418                 |
| ERZC32CK781W                       | 485                       | 640    | 440                  | 440                 |
| ERZC32CK821W                       | 510                       | 670    | 463                  | 463                 |
| ERZC32CK911W                       | 550                       | 745    | 500                  | 500                 |
| ERZC32CK951W                       | 575                       | 765    | 522                  | 522                 |
| ERZC40CK201W                       | 130                       | 170    | 118                  | 118                 |
| ERZC40CK241W                       | 150                       | 200    | 136                  | 136                 |
| ERZC40CK271W                       | 175                       | 225    | 159                  | 159                 |
| ERZC40CK361W                       | 230                       | 300    | 209                  | 209                 |
| ERZC40CK391W                       | 250                       | 320    | 227                  | 227                 |
| ERZC40CK431W                       | 275                       | 350    | 250                  | 250                 |
| ERZC40CK471W                       | 300                       | 385    | 272                  | 272                 |
| ERZC40CK511W                       | 320                       | 415    | 291                  | 291                 |
| ERZC40CK621W                       | 385                       | 505    | 350                  | 350                 |
| ERZC40CK681W                       | 420                       | 560    | 381                  | 381                 |
| ERZC40CK751W                       | 460                       | 615    | 418                  | 418                 |
| ERZC40CK781W                       | 485                       | 640    | 440                  | 440                 |
| ERZC40CK821W                       | 510                       | 670    | 463                  | 463                 |
| ERZC40CK911W                       | 550                       | 745    | 500                  | 500                 |
| ERZC40CK951W                       | 575                       | 765    | 522                  | 522                 |

Design and specifications are each subject to change without notice. Ask factory for the current technical specifications before purchase and/or use.  
Should a safety concern arise regarding this product, please be sure to contact us immediately.

### ■ Performance Characteristics (Type CK)

| Characteristics                      |   | Test Methods/Description  | Specifications  |  |                  |   |             |             |   |            |        |   |            |             |   |            |        |   |
|--------------------------------------|---|---|---|--|------------------|---|-------------|-------------|---|------------|--------|---|------------|-------------|---|------------|--------|---|
| Standard Test Condition              |   | Electrical characteristics shall be measured at following conditions (Temperature: 5 to 35 °C, Humidity: Max. 85 %).  | _____   |  |                  |   |             |             |   |            |        |   |            |             |   |            |        |   |
| Electrical                           | Varistor Voltage  | The voltage between two terminals with the specified measuring current $C_{mA}$ DC applied is called $V_C$ or $V_{CmA}$ . The measurement shall be made as fast as possible to avoid heat affection.  | To meet the specified value.  |  |                  |   |             |             |   |            |        |   |            |             |   |            |        |   |
|                                      | Maximum Allowable Voltage   | The maximum sinusoidal wave voltage (rms) or the maximum DC voltage that can be applied continuously.   |   |  |                  |   |             |             |   |            |        |   |            |             |   |            |        |   |
|                                      | Clamping Voltage  | The maximum voltage between two terminals with the specified standard impulse current (8/20 $\mu$ s).   |   |  |                  |   |             |             |   |            |        |   |            |             |   |            |        |   |
|                                      | Rated Power   | The maximum power that can be applied within the specified ambient temperature.   |   |  |                  |   |             |             |   |            |        |   |            |             |   |            |        |   |
|                                      | Energy  | The maximum energy within the varistor voltage change of $\pm 10$ % when one impulse of 2 ms is applied.  |   |  |                  |   |             |             |   |            |        |   |            |             |   |            |        |   |
|                                      | Maximum Peak Current  | 2 times   |   | The maximum current within the varistor voltage change of $\pm 10$ % with the standard impulse current (8/20 $\mu$ s) applied two times with an interval of 5 minutes. |                  |   |             |             |   |            |        |   |            |             |   |            |        |   |
| 1 time                               |   | The maximum current within the varistor voltage change of $\pm 10$ % with the standard impulse current (8/20 $\mu$ s) applied one time.   |   |  |                  |   |             |             |   |            |        |   |            |             |   |            |        |   |
| Mechanical                           | Robustness of Terminations (Tensile)  | After gradually applying the force of 19.6 N (2 kgf) and keeping the unit fixed for ten seconds, the terminal shall be visually examined for any damage.  | No remarkable damage  |  |                  |   |             |             |   |            |        |   |            |             |   |            |        |   |
|                                      | Vibration   | After repeatedly applying a single harmonic vibration (amplitude: 0.35 mm): double amplitude: 0.7mm with 1 minute vibration frequency cycles (10 Hz to 55 Hz to 10 Hz) to each of three perpendicular directions for 2 hours. Thereafter, the unit shall be visually examined.  | No remarkable damage  |  |                  |   |             |             |   |            |        |   |            |             |   |            |        |   |
|                                      | Solderability   | After dipping the terminal to a depth of approximately 3 mm from the body in a soldering bath of $230 \pm 5$ °C for $5.0 \pm 0.5$ seconds, the terminal shall be visually examined.   | Approximately 95 % of the terminals shall be covered with new solder uniformly. |  |                  |   |             |             |   |            |        |   |            |             |   |            |        |   |
|                                      | Resistance to Soldering Heat  | The terminal shall be dipped into a soldering bath having a temperature of $350 \pm 10$ °C to a point $4.0 \pm 0.8$ mm from the body of the unit and then be held there for $3.0 \pm 0.5$ seconds. The change of $V_C$ and mechanical damage shall be examined.   | $\Delta V_{CmA}/V_{CmA} \leq \pm 5$ %<br>No remarkable damage                   |  |                  |   |             |             |   |            |        |   |            |             |   |            |        |   |
| Environmental                        | Dry Heat/ High Temperature Storage  | The specimen shall be subjected to $125 \pm 2$ °C for 500 hours in a thermostatic bath without load and then stored at room temperature and humidity for one to two hours. Thereafter, the change of $V_C$ shall be measured.   | $\Delta V_{CmA}/V_{CmA} \leq \pm 5$ %   |  |                  |   |             |             |   |            |        |   |            |             |   |            |        |   |
|                                      | Damp Heat/ Humidity (Steady State)  | The specimen shall be subjected to $40 \pm 2$ °C, 90 to 95 %RH for 1000 hours without load and then stored at room temperature and humidity for one to two hours. Thereafter, the change of $V_C$ shall be measured.  |   |  |                  |   |             |             |   |            |        |   |            |             |   |            |        |   |
|                                      | Temperature Cycle   | The temperature cycle shown below shall be repeated five times and then stored at room temperature and humidity for one to two hours. The change of $V_C$ and mechanical damage shall be examined. <table border="1" style="margin-left: auto; margin-right: auto;"> <thead> <tr> <th>Step</th> <th>Temperature (°C)</th> <th>Period (minutes)</th> </tr> </thead> <tbody> <tr> <td>1</td> <td><math>-25 \pm 3</math></td> <td><math>30^{+3}_0</math></td> </tr> <tr> <td>2</td> <td>Room Temp.</td> <td>3 max.</td> </tr> <tr> <td>3</td> <td><math>85 \pm 2</math></td> <td><math>30^{+3}_0</math></td> </tr> <tr> <td>4</td> <td>Room Temp.</td> <td>3 max.</td> </tr> </tbody> </table> | Step  | Temperature (°C)   | Period (minutes) | 1 | $-25 \pm 3$ | $30^{+3}_0$ | 2 | Room Temp. | 3 max. | 3 | $85 \pm 2$ | $30^{+3}_0$ | 4 | Room Temp. | 3 max. | $\Delta V_{CmA}/V_{CmA} \leq \pm 5$ %<br>No remarkable damage |
|                                      | Step  | Temperature (°C)  | Period (minutes)  |  |                  |   |             |             |   |            |        |   |            |             |   |            |        |   |
| 1                                    | $-25 \pm 3$   | $30^{+3}_0$   |   |  |                  |   |             |             |   |            |        |   |            |             |   |            |        |   |
| 2                                    | Room Temp.  | 3 max.  |   |  |                  |   |             |             |   |            |        |   |            |             |   |            |        |   |
| 3                                    | $85 \pm 2$  | $30^{+3}_0$   |   |  |                  |   |             |             |   |            |        |   |            |             |   |            |        |   |
| 4                                    | Room Temp.  | 3 max.  |   |  |                  |   |             |             |   |            |        |   |            |             |   |            |        |   |
| Dry Heat Load/ High Temperature Load | After being continuously applied the Maximum Allowable Voltage at $85 \pm 2$ °C for 500 hours, the specimen shall be stored at room temperature and humidity for one to two hours. Thereafter, the change of $V_C$ shall be measured. | $\Delta V_{CmA}/V_{CmA} \leq \pm 10$ %  |   |  |                  |   |             |             |   |            |        |   |            |             |   |            |        |   |

Design and specifications are each subject to change without notice. Ask factory for the current technical specifications before purchase and/or use. Should a safety concern arise regarding this product, please be sure to contact us immediately.



Компания «ЭлектроПласт» предлагает заключение долгосрочных отношений при поставках импортных электронных компонентов на взаимовыгодных условиях!

Наши преимущества:

- Оперативные поставки широкого спектра электронных компонентов отечественного и импортного производства напрямую от производителей и с крупнейших мировых складов;
- Поставка более 17-ти миллионов наименований электронных компонентов;
- Поставка сложных, дефицитных, либо снятых с производства позиций;
- Оперативные сроки поставки под заказ (от 5 рабочих дней);
- Экспресс доставка в любую точку России;
- Техническая поддержка проекта, помощь в подборе аналогов, поставка прототипов;
- Система менеджмента качества сертифицирована по Международному стандарту ISO 9001;
- Лицензия ФСБ на осуществление работ с использованием сведений, составляющих государственную тайну;
- Поставка специализированных компонентов (Xilinx, Altera, Analog Devices, Intersil, Interpoint, Microsemi, Aeroflex, Peregrine, Syfer, Eurofarad, Texas Instrument, Miteq, Cobham, E2V, MA-COM, Hittite, Mini-Circuits, General Dynamics и др.);

Помимо этого, одним из направлений компании «ЭлектроПласт» является направление «Источники питания». Мы предлагаем Вам помощь Конструкторского отдела:

- Подбор оптимального решения, техническое обоснование при выборе компонента;
- Подбор аналогов;
- Консультации по применению компонента;
- Поставка образцов и прототипов;
- Техническая поддержка проекта;
- Защита от снятия компонента с производства.



#### Как с нами связаться

**Телефон:** 8 (812) 309 58 32 (многоканальный)

**Факс:** 8 (812) 320-02-42

**Электронная почта:** [org@eplast1.ru](mailto:org@eplast1.ru)

**Адрес:** 198099, г. Санкт-Петербург, ул. Калинина, дом 2, корпус 4, литера А.