

150 Watts

- Energy Efficiency Level VI
- European CoC Tier 2
- High Power Density
- Single Outputs from 12 V to 48 V
- <0.15 W Standby Power
- China Compulsory Certification (CCC) Qualified
- -10 °C to 60 °C Operation
- Low Cost



Dimensions:

VES150:

6.66 x 2.79 x 1.56" (169.2 x 70.8 x 39.5 mm)

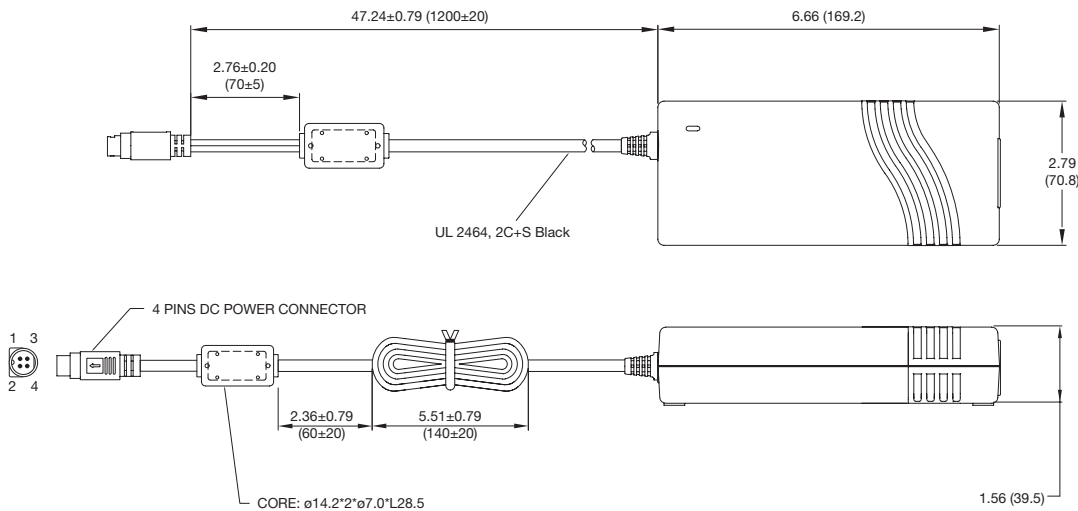
Models & Ratings

Output Power	Output Voltage	Output Current	Total Regulation	Efficiency ⁽¹⁾	Model Number
150 W	12.0V	12.50 A	±5%	89%	VES150PS12
	15.0V	10.0 A		89%	VES150PS15
	19.0V	7.80 A		89%	VES150PS19
	24.0V	6.25 A		89%	VES150PS24
	48.0V	3.12 A		89%	VES150PS48

Notes

1. Typical average of efficiencies measured at 25%, 50%, 75% and 100% load and 230 VAC input.

Mechanical Details



Pin	Function
1	Output +
2	Output +
3	Return
4	Return
Shell	Connected to output return and input ground

Notes

- All dimensions shown in inches (mm). Tolerance is 0.02 (0.5) maximum, except output cable length.
- Output connector: Power Mini DIN, mates with Kycon KPJX-4S or equivalent.
- Weight: 1.87 lbs (850 g) approx.
- Output lead guage is 12 AWG for 12V model, 14 AWG for 15V and 19V models, 16 AWG for 24V models and 18 AWG for 48V model.

Input

Characteristic	Minimum	Typical	Maximum	Units	Notes & Conditions
Input Voltage	90		264	VAC	
Input Frequency	47		63	Hz	
Input Current		1.5/0.8		A	Measured at 115/230 VAC
Inrush Current			120	A	230 VAC, cold start at 25 °C
Power Factor					EN61000-3-2 Class A
Earth Leakage Current			230	µA	264 VAC, 60 Hz
No Load Input Power			0.15	W	
Input Protection	T3.15A/250 VAC internal fuse in line				

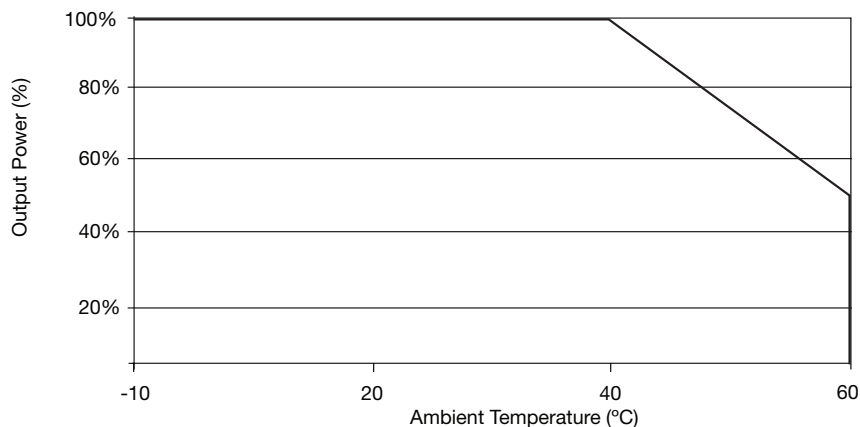
Output

Characteristic	Min.	Typ.	Max.	Units	Notes & Conditions
Output Voltage	12		48	VDC	See Models and Ratings table
Initial Set Accuracy			±2	%	At 50% load
Minimum Load					No minimum load required
Start Up Delay			3	s	
Start Up Rise Time			50	ms	
Hold Up Time	10			ms	Full load and 115 VAC
Line Regulation			±0.5	%	
Total Regulation			±5	%	
Transient Response			5	%	Maximum deviation, recovering to less than 1% within 500 µs for 50% to 100% step load change
Ripple and Noise			240/480	mV pk-pk	12-24V / 48V. Measured with 20 MHz Bandwidth and 10 µF electrolytic in parallel with 0.1 µF ceramic capacitor.
Overshoot			5	%	At turn on / turn off
Overload Protection	120		200	%	
Overvoltage Protection			180	%	Recycle mains to reset
Short Circuit Protection	Trip and restart (hiccup), auto resetting				
Temperature Coefficient		0.04		%/°C	

Environmental

Characteristic	Minimum	Typical	Maximum	Units	Notes & Conditions
Operating Temperature	-10		+60	°C	Derate from 100% load at 40 °C to 50% load at 60 °C
Cooling	Natural convection				
Operating Humidity	10		90	%RH	Non-condensing
Storage Temperature	-20		+95	°C	
Operating Altitude			5000	m	
Shock	IEC68-2-27, 30 g, 30 ms half sine, 3 times in each of 6 axes				
Vibration	IEC68-2-6, 10-300 Hz, 2 g 15 mins/sweep, 60 mins for each of 3 axes, non operating				

Derating Curve

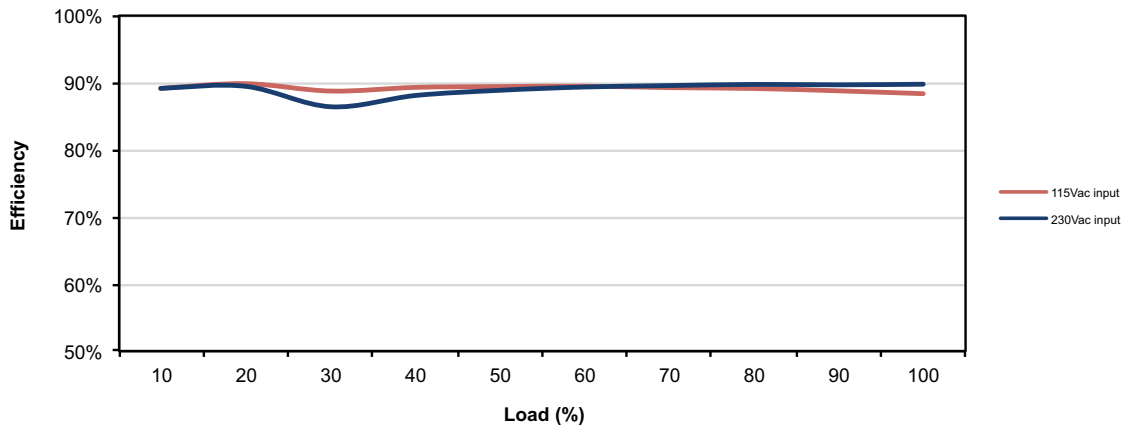


General

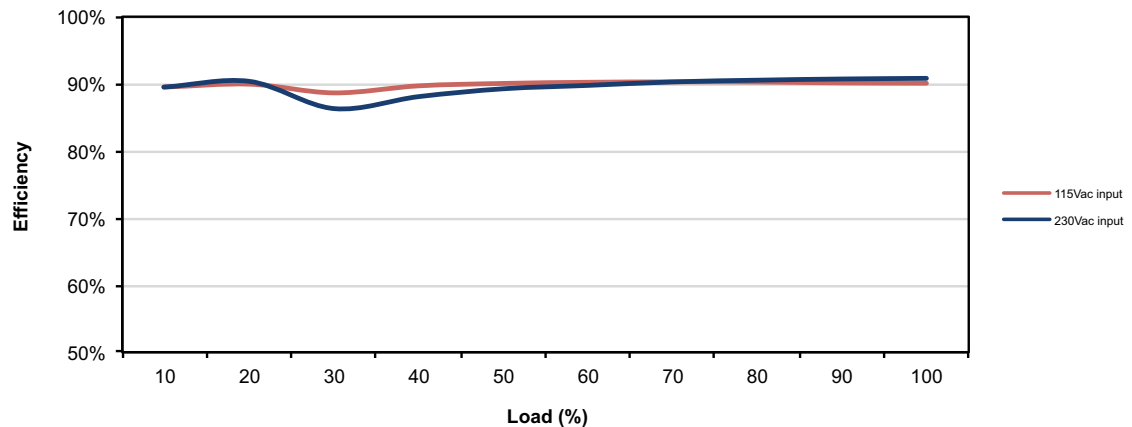
Characteristic	Minimum	Typical	Maximum	Units	Notes & Conditions
Efficiency		89		%	See Models and Ratings table and curves DoE Level VI, CoC Tier 2, MEPS
Isolation: Input to Output Input to Ground Output to Ground	3000			VAC	
	1500			VAC	
				VDC	Output return is connected to input ground
Switching Frequency	25		50	kHz	Variable. Main converter
	25		60		Variable. PFC stage
Power Density		4.5		W/in ³	
Mean Time Between Failure	100			kHrs	MIL-HDBK-217F at 25 °C GB
Weight		1.87 (850)		lb (g)	

Efficiency Curves

VES150PS12



VES150PS24



EMC: Emissions

Phenomenon	Standard	Test Level	Notes & Conditions
Emissions	EN55032	Level B	Conducted & Radiated
Harmonic Current	EN61000-3-2	Class A	
Voltage Flicker	EN61000-3-3		

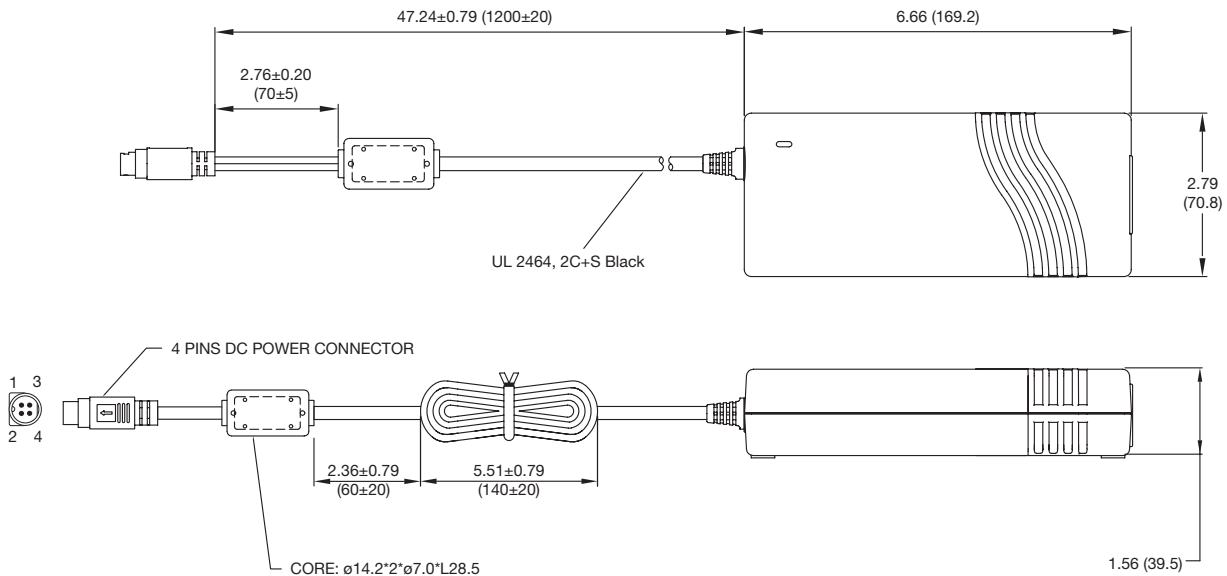
EMC: Immunity

Phenomenon	Standard	Test Level	Criteria	Notes & Conditions
ESD	EN61000-4-2	±8 kV Air, ±4 kV contact	A	
Radiated	EN61000-4-3	3 V/m	A	
EFT/Burst	EN61000-4-4	2	A	
Surge	EN61000-4-5	Installation Class 3	A	
Conducted	EN61000-4-6	3 V	A	
Magnetic Fields	EN61000-4-8	3 A/m	A	
Dips and Interruptions	EN61000-4-11	Dip: 30% 500 ms	A/B	High Line/Low Line
		Dip: 60% 200 ms	A/B	High Line/Low Line
		Dip: 100% 5000 ms	B	
		Int: 100% 10 ms	A	

Safety Approvals

Safety Agency	Safety Standard	Notes & Conditions
UL	UL60950-1, UL62368-1	
TUV	EN60950-1, EN62368-1	
CB	IEC60950-1, IEC62368-1	
CCC	China Compulsory Certification, GB4943	
RCM	AS/NZS60950.1.2015 + A1	
AU/NZ	AU/NZ 60950.1	

Mechanical Details



Pin	Function
1	Output +
2	Output +
3	Return
4	Return
Shell	Connected to output return and input ground

Notes

- All dimensions shown in inches (mm). Tolerance is 0.02 (0.5) maximum, except output cable length.
- Output connector: Power Mini DIN, mates with Kycon KPJX-4S or equivalent.
- Weight: 1.87lbs (850 g) approx.
- Output lead gauge is 12 AWG for 12 V model, 14 AWG for 15 V and 19 V models, 16 AWG for 24 V models and 18 AWG for 48 V model.



Компания «ЭлектроПласт» предлагает заключение долгосрочных отношений при поставках импортных электронных компонентов на взаимовыгодных условиях!

Наши преимущества:

- Оперативные поставки широкого спектра электронных компонентов отечественного и импортного производства напрямую от производителей и с крупнейших мировых складов;
- Поставка более 17-ти миллионов наименований электронных компонентов;
- Поставка сложных, дефицитных, либо снятых с производства позиций;
- Оперативные сроки поставки под заказ (от 5 рабочих дней);
- Экспресс доставка в любую точку России;
- Техническая поддержка проекта, помощь в подборе аналогов, поставка прототипов;
- Система менеджмента качества сертифицирована по Международному стандарту ISO 9001;
- Лицензия ФСБ на осуществление работ с использованием сведений, составляющих государственную тайну;
- Поставка специализированных компонентов (Xilinx, Altera, Analog Devices, Intersil, Interpoint, Microsemi, Aeroflex, Peregrine, Syfer, Eurofarad, Texas Instrument, Miteq, Cobham, E2V, MA-COM, Hittite, Mini-Circuits, General Dynamics и др.);

Помимо этого, одним из направлений компании «ЭлектроПласт» является направление «Источники питания». Мы предлагаем Вам помощь Конструкторского отдела:

- Подбор оптимального решения, техническое обоснование при выборе компонента;
- Подбор аналогов;
- Консультации по применению компонента;
- Поставка образцов и прототипов;
- Техническая поддержка проекта;
- Защита от снятия компонента с производства.



Как с нами связаться

Телефон: 8 (812) 309 58 32 (многоканальный)

Факс: 8 (812) 320-02-42

Электронная почта: org@eplast1.ru

Адрес: 198099, г. Санкт-Петербург, ул. Калинина, дом 2, корпус 4, литера А.