



Quick Reference Guide F Series Switches

The F Series switches offer high performance industrial toggles, rockers, and paddles with high current and high voltage rating in a small case. The F Series encompasses many circuit configurations ranging from single pole through four poles, in two and three positions with a choice of momentary or maintained circuits. This toggle series is UL, CSA recognized for 6A at 250 VAC, 6A at 125VAC with silver contacts and 0.4 VA max. at 20 V AC/DC with optional gold plated contacts, typically used for low energy switching. Electrical life is rated from 25,000 to 50,000 cycles at full load. Other electrical parameters include contact resistance of 10 milliohms max., insulation resistance of 1,000 megohms and actuation force of 19.6 N max.

All F Series switches are panel mounted with 6.0 mm threaded bushing conforming to standard panel cut outs and are constructed of brass with chrome plating. Design engineers are given the option of three toggle styles: standard toggle, locking lever to avoid unwanted switching and long flat toggle.

FEATURES

- Wide choice of toggles, rockers, and paddles
- Wide range of switch functions
- Terminals are gold-flashed to prevent oxidation and for ease of soldering

Applications

These devices are designed to meet requirements of light to medium-duty applications including:

- Industrial
- Instrumentation
- Medical equipment

Typical Performance Characteristics

- Number of Poles** : 1 to 4
- Switch Functions** : ON-ON, ON-(ON), ON-OFF-ON, ON-ON-ON, ON-OFF-(ON), (ON)-OFF-(ON)
- Contact Rating** : 6 A @250 VAC, 6 A @125 VAC,
Gold Contact : 0.4 VA max. 20 V AC/DC
- Electrical Life** : 25,000 to 50,000 cycles
- Mechanical Life** : 50,000 to 100,000 cycles
- Contact Resistance** : Max. 10 mOhm
 0.4 VA Max. at 2-4 VDC 100 mA
 125/250 VAC at 2-4 VDC 1 A
- Insulation Resistance** : Min. 1,000 MOhm
- Dielectric Strength** : 1,000 VAC for 1 min.
- Actuation Force** : Max. 19.6 N
- Panel Cut-out** : 6.2 mm
- Standards and Specs** : UL, CSA

Material Specifications

- Contacts** : Brass silver alloy finish
- Toggle** : Brass chromium plated
- Terminals** : Brass plate
- Case** : Phenol resin
- Cover** : Steel zinc plated
- Seal** : Rubber seal, insert molded rubber

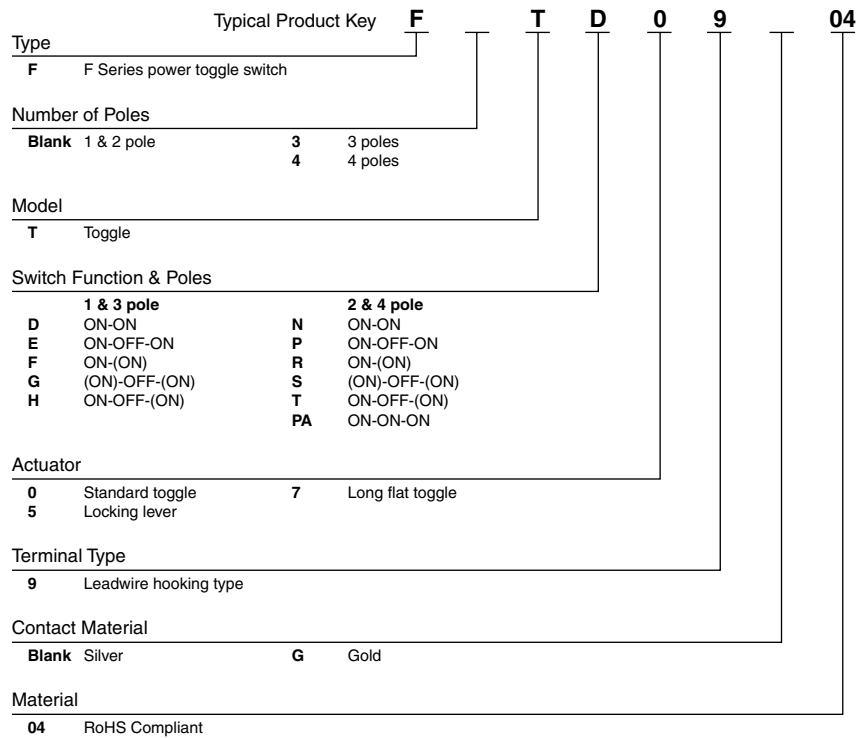
Other Characteristics

- Contact Timing** : Break before Make
- Right Angle Versions** : No
- Standard Number of Positions** : 2 or 3
- Terminals / Mounting Style** : Leadwire hooking
- Actuator Style** : Standard, long locking; rocker
- Dimensions Case (LxWxH)** : 14.8 x 8 ... 23 x 10.5 mm
- Packaging** : Bulk
- Choice of momentary or maintained circuits**

Environmental Specification

- Operating Temperature** : -20 to +70°C
- Storage Temperature** : -20 to +70°C
- Vibration Resistance** : 1.5 mm 10-55 Hz
- Shock Resistance** : 50 g for 11±1 msec
- Terminal Strength** : 24.5 N

F Series Toggle Switches Product Key



Actuator



Code 0 – Standard Toggle

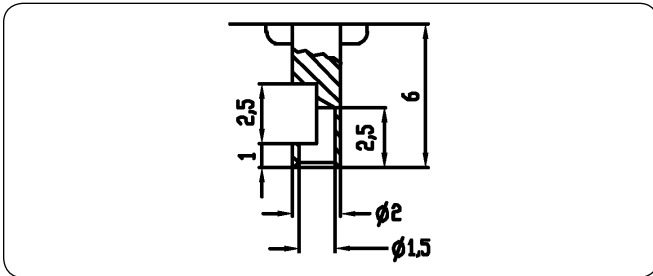


Code 7 – Long Flat Toggle



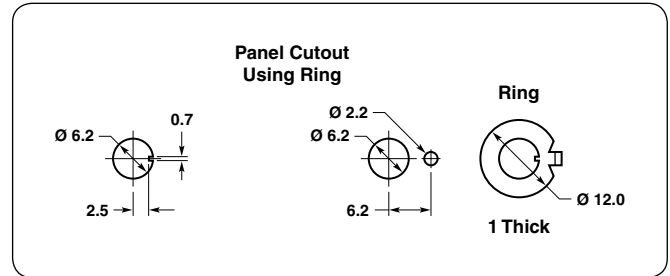
Code 5 – Locking Lever

Terminal



Code 9 – Leadwire Hooking Type

Mounting – F Series Toggles



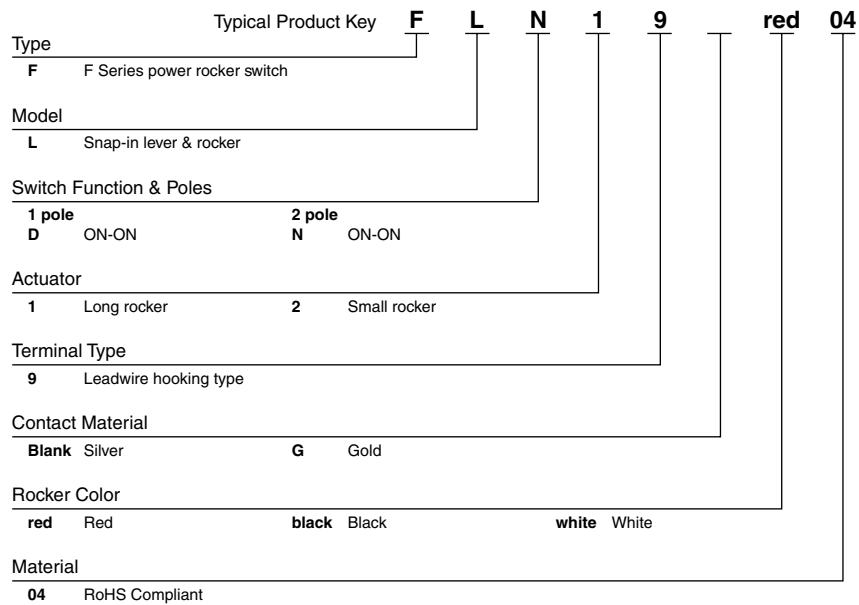
Recommended Hole Layout to Prevent Rotation

GOLD CONTACTS 0.4 VA MAX. AT 20 V AC/DC

Product Key	Poles	Switch Function	Actuator	Terminal	Contacts	Part Number
FTD09G04	1 pole	ON-ON	Standard	Leadwire Hooking Type	Gold	3-6437630-4
FTD59G04	1 pole	ON-ON	Locking Lever	Leadwire Hooking Type	Gold	4-6437630-0
FTD79G04	1 pole	ON-ON	Flat Toggle	Leadwire Hooking Type	Gold	5-6437630-4
FTE09G04	1 pole	ON-OFF-ON	Standard	Leadwire Hooking Type	Gold	5-6437630-1
FTE79G04	1 pole	ON-OFF-ON	Flat Toggle	Leadwire Hooking Type	Gold	5-6437630-8
FTF09G04	1 pole	ON-(ON)	Standard	Leadwire Hooking Type	Gold	6-6437630-3
FTG09G04	1 pole	(ON)-OFF-(ON)	Standard	Leadwire Hooking Type	Gold	3-6437630-8
FTH09G04	1 pole	ON-OFF-(ON)	Standard	Leadwire Hooking Type	Gold	6-6437630-4
FTN09G04	2 poles	ON-ON	Standard	Leadwire Hooking Type	Gold	6-6437630-8
FTN59G04	2 poles	ON-ON	Locking Lever	Leadwire Hooking Type	Gold	6-6437630-1
FTN79G04	2 poles	ON-ON	Flat Toggle	Leadwire Hooking Type	Gold	5-6437630-9

SILVER CONTACTS 6A AT 250/125 VAC						
Product Key	Poles	Switch Function	Actuator	Terminal	Contacts	Part Number
F3TD0904	3 Poles	ON-ON	Standard	Leadwire Hooking Type	Silver	2-6437630-8
F4TD0904	4 Poles	ON-ON	Standard	Leadwire Hooking Type	Silver	3-6437630-5
F4TPA0904	4 Poles	ON-ON-ON	Standard	Leadwire Hooking Type	Silver	3-6437630-6
FTD0904	1 Pole	ON-ON	Standard	Leadwire Hooking Type	Silver	2-6437630-0
FTD5904	1 Pole	ON-ON	Locking Lever	Leadwire Hooking Type	Silver	1-6437630-5
FTD7904	1 Pole	ON-ON	Flat Toggle	Leadwire Hooking Type	Silver	5-6437630-3
FTE0904	1 Pole	ON-OFF-ON	Standard	Leadwire Hooking Type	Silver	6-6437630-2
FTF0904	1 Pole	ON-(ON)	Standard	Leadwire Hooking Type	Silver	5-6437630-7
FTG0904	1 Pole	(ON)-OFF-(ON)	Standard	Leadwire Hooking Type	Silver	5-6437630-5
FTH0904	1 Pole	ON-OFF-(ON)	Standard	Leadwire Hooking Type	Silver	4-6437630-8
FTN0904	2 Poles	ON-ON	Standard	Leadwire Hooking Type	Silver	4-6437630-2
FTN5904	2 Poles	ON-ON	Locking Lever	Leadwire Hooking Type	Silver	3-6437630-9
FTN7904	2 Poles	ON-ON	Flat Toggle	Leadwire Hooking Type	Silver	5-6437630-2
FTP0904	2 Poles	ON-OFF-ON	Standard	Leadwire Hooking Type	Silver	4-6437630-6
FTPA0904	2 Poles	ON-OFF-ON	Standard	Leadwire Hooking Type	Silver	4-6437630-5
FTR0904	2 Poles	ON-(ON)	Standard	Leadwire Hooking Type	Silver	4-6437630-4
FTS0904	2 Poles	(ON)-OFF-(ON)	Standard	Leadwire Hooking Type	Silver	4-6437630-3
FTT0904	2 Poles	ON-OFF-(ON)	Standard	Leadwire Hooking Type	Silver	4-6437630-1

F Series Rocker Switches Product Key



Actuator

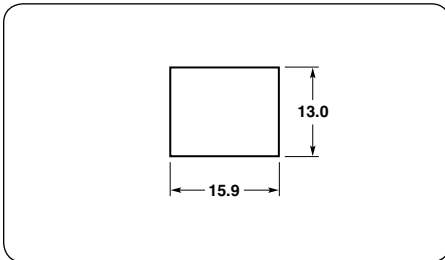


Code 1 – Long Rocker



Code 2 – Small Rocker

Mounting – F Series Rocker



**Panel Cutout
Thickness 1 to 2.5 mm**

ROCKER							
Product Key	Poles	Switch Function	Actuator	Actuator Color	Terminal	Contacts	Part Number
FLD19black04	1 Pole	ON-ON	Long Rocker	Black	Leadwire Hooking Type	Silver	3-6437630-2
FLD29black04	1 Pole	ON-ON	Small Rocker	Black	Leadwire Hooking Type	Silver	2-6437630-9
FLN19black04	2 Poles	ON-ON	Long Rocker	Black	Leadwire Hooking Type	Silver	3-6437630-7
FLN29red04	2 Poles	ON-ON	Long Rocker	Red	Leadwire Hooking Type	Silver	2-6437630-7
FLN19white04	2 Poles	ON-ON	Long Rocker	White	Leadwire Hooking Type	Silver	2-6437630-6
FLN29black04	2 Poles	ON-ON	Small Rocker	Black	Leadwire Hooking Type	Silver	2-6437630-5
FLN29red04	2 Poles	ON-ON	Small Rocker	Red	Leadwire Hooking Type	Silver	4-6437630-7
FLN29white04	2 Poles	ON-ON	Small Rocker	White	Leadwire Hooking Type	Silver	2-6437630-3

ACCESSORIES			
Product Key	Switch Compatibility	Color	Part Number
Bezel	FL Series	Black	9-6437631-0
Bezel	FL Series	Red	9-6437631-1
Cap04	F Series Toggles	Black	9-6437630-0

How to Specify in a Switch

Electrical Considerations

Voltage of Applications: _____ Current of Application: _____

Circuitry Configuration: Number of Poles: _____ Number of Throws: _____

Number of Operations anticipated: _____

Agency Approvals or Listings Desired: _____

Mechanical Considerations

Type of Switch (Actuator Type): _____ Toggle _____ Pushbutton _____ Rotary _____ Rocker _____ Other

Switch Function (On/Off/On): _____ On/Off: _____ Momentary: _____

Termination: _____ Thru-Hole (PC) _____ Surface Mount _____ Wire Lug _____ Quick Connect _____ Other

Sealing Contamination Requirements: _____

Product Processing Considerations

Anticipated Soldering Process: _____ Hand _____ Wave _____ SMT _____ Other

FOR MORE INFORMATION

TE Technical Support Center

USA:	+1 (800) 522-6752
Canada:	+1 (905) 475-6222
Mexico	+52 (0) 55-1106-0800
Latin/S. America:	+54 (0) 11-4733-2200
Germany:	+49 (0) 6251-133-1999
UK:	+44 (0) 800-267666
France:	+33 (0) 1-3420-8686
Netherlands:	+31 (0) 73-6246-999
China:	+86 (0) 400-820-6015

Part numbers in this brochure are RoHS Compliant*, unless marked otherwise.

*as defined www.te.com/leadfree

te.com

© 2011 Tyco Electronics Corporation, a TE Connectivity Ltd. Company. All Rights Reserved.

1-1773458-9 CIS LUG FP 1M 04/2011

TE Connectivity, TE connectivity (logo) and TE (logo) are trademarks. Other logos, product and/or company names might be trademarks of their respective owners.

While TE has made every reasonable effort to ensure the accuracy of the information in this brochure, TE does not guarantee that it is error-free, nor does TE make any other representation, warranty or guarantee that the information is accurate, correct, reliable or current. TE reserves the right to make any adjustments to the information contained herein at any time without notice. TE expressly disclaims all implied warranties regarding the information contained herein, including, but not limited to, any implied warranties of merchantability or fitness for a particular purpose. The dimensions in this catalog are for reference purposes only and are subject to change without notice. Specifications are subject to change without notice. Consult TE for the latest dimensions and design specifications.





Компания «ЭлектроПласт» предлагает заключение долгосрочных отношений при поставках импортных электронных компонентов на взаимовыгодных условиях!

Наши преимущества:

- Оперативные поставки широкого спектра электронных компонентов отечественного и импортного производства напрямую от производителей и с крупнейших мировых складов;
- Поставка более 17-ти миллионов наименований электронных компонентов;
- Поставка сложных, дефицитных, либо снятых с производства позиций;
- Оперативные сроки поставки под заказ (от 5 рабочих дней);
- Экспресс доставка в любую точку России;
- Техническая поддержка проекта, помощь в подборе аналогов, поставка прототипов;
- Система менеджмента качества сертифицирована по Международному стандарту ISO 9001;
- Лицензия ФСБ на осуществление работ с использованием сведений, составляющих государственную тайну;
- Поставка специализированных компонентов (Xilinx, Altera, Analog Devices, Intersil, Interpoint, Microsemi, Aeroflex, Peregrine, Syfer, Eurofarad, Texas Instrument, Miteq, Cobham, E2V, MA-COM, Hittite, Mini-Circuits, General Dynamics и др.);

Помимо этого, одним из направлений компании «ЭлектроПласт» является направление «Источники питания». Мы предлагаем Вам помощь Конструкторского отдела:

- Подбор оптимального решения, техническое обоснование при выборе компонента;
- Подбор аналогов;
- Консультации по применению компонента;
- Поставка образцов и прототипов;
- Техническая поддержка проекта;
- Защита от снятия компонента с производства.



Как с нами связаться

Телефон: 8 (812) 309 58 32 (многоканальный)

Факс: 8 (812) 320-02-42

Электронная почта: org@eplast1.ru

Адрес: 198099, г. Санкт-Петербург, ул. Калинина, дом 2, корпус 4, литера А.