

Lightning/surge arrester type 1/2 - PWT 100-800AC-FM - 2800531

Please be informed that the data shown in this PDF Document is generated from our Online Catalog. Please find the complete data in the user's documentation. Our General Terms of Use for Downloads are valid (<http://phoenixcontact.com/download>)



Lightning/surge arrester, according to type 1/2 / class I/II, for 3-phase power supply networks with combined PE and N installed in one conductor (L1, L2, L3, PEN).

Product Features

- Use in harsh industrial environments
- Very high TOV resistance
- Universal solution for various network types
- Meets installation requirements according to CLC/TS 50539-22
- Meets Lightning Protection Level I
- Free of leakage current/no line follow current
- Encapsulated, non-extinguishing
- Local optical status indication
- Multi-stage status monitoring via remote indication contact
- Type 1/2 arrester based on a varistor



Key commercial data

Packing unit	1 pc
Custom tariff number	85363010
Country of origin	Germany

Technical data

Dimensions

Height	191 mm
Width	176 mm
Depth	280 mm

Ambient conditions

Degree of protection	IP20
----------------------	------

Lightning/surge arrester type 1/2 - PWT 100-800AC-FM - 2800531

Technical data

Ambient conditions

Ambient temperature (operation)	-40 °C ... 80 °C
	-40 °C ... 55 °C (serial through wiring $\geq 35 \text{ mm}^2$)
Ambient temperature (storage/transport)	-40 °C ... 80 °C
Altitude	$\leq 4000 \text{ m (NN)}$
Permissible humidity (operation)	5 % ... 95 %
Shock (operation)	25g
Vibration (operation)	5g (10 ... 500 Hz)

General

IEC power supply system	TN-C
	IT
Housing material	Die-cast aluminum, salt water resistant
Inflammability class according to UL 94	V2
Standards for air and creepage distances	DIN EN 60664-1
	EN 61643-11
Mounting type	Screw mounting
Type	Mounting plate
Number of positions	3
Surge protection fault message	Optical, remote indicator contact
Direction of action	3L-PEN

Protective circuit

IEC test classification	I / II
	T1 / T2
EN type	T1 / T2
Lightning protection class	I
Nominal voltage U_N	690 V AC
Maximum continuous operating voltage U_C (L-PE)	800 V AC
U_T (TOV-proof)	1500 V AC (5 sec.)
	1960 V AC (200 ms)
Nominal frequency f_N	50 Hz
	60 Hz
Rated load current I_L	150 A (Serial through wiring with 50 mm^2)
Residual current I_{PE}	$\leq 20 \mu\text{A}$
Standby power consumption P_C	$\leq 16 \text{ mVA}$
Max. discharge current I_{max} (8/20) μs maximum (L-PE)	100 kA (per position)
Nominal discharge current I_n (8/20) μs (L-PE)	35 kA (per position)
Impulse discharge current (10/350) μs charge	17.5 As

Lightning/surge arrester type 1/2 - PWT 100-800AC-FM - 2800531

Technical data

Protective circuit

Impulse discharge current (10/350)#μs, specific energy	305 kJ/Ω
Impulse discharge current (10/350)#μs, peak value I _{imp}	35 kA (per position)
Front of wave sparkover voltage at 6 kV (1.2/50) μs (L-PE)	≤ 4.5 kV
Voltage protection level U _p (L-PE)	≤ 4.5 kV
Residual voltage (L-PE)	≤ 2.7 kV
	≤ 2.5 kV (at 20 kA)
	≤ 2.3 kV (at 10 kA)
	≤ 2.2 kV (at 5 kA)
	≤ 2.1 kV (at 3 kA)
Response time (L-PE)	≤ 100 ns
Max. backup fuse with branch wiring	400 A (gG; 2 x 50 mm ²)
	800 A (aR (only up to I _{imp} = 25 kA))
Max. backup fuse with V-type through wiring	125 A (gG; ≥ 35 mm ²)
Short-circuit resistance I _p with max. backup fuse (effective)	50 kA
Follow current quenching capacity I _f (L-PEN)	50 kA

Connection, protective circuit

Connection name	Double terminal point
Connection method	Screw connection
Screw thread	M6
Tightening torque	8.5 Nm
	75 lb _f -in. (UL)
Stripping length	24 mm
Conductor cross section stranded min.	16 mm ²
Conductor cross section stranded max.	50 mm ²
Conductor cross section solid min.	16 mm ²
Conductor cross section solid max.	50 mm ²
AWG conductor cross section	6 ... 1/0
	6 ... 1/0 (UL)
Connection name	PE conductor connection
Connection method	Ring cable lug
	M10 hexagonal head screw (ISO 4017/DIN 933)
Screw thread	M10
Tightening torque	20 Nm
	175 lb _f -in. (UL)
Conductor cross section stranded min.	16 mm ²
Conductor cross section stranded max.	95 mm ²

Lightning/surge arrester type 1/2 - PWT 100-800AC-FM - 2800531

Technical data

Connection, protective circuit

Conductor cross section solid min.	16 mm ²
Conductor cross section solid max.	95 mm ²
AWG conductor cross section	6 ... 3/0
	3/0 (UL)

Remote indicator contact

Connection name	Remote indicator contact
Switching function	N/C contact, 1-pos.
Screw thread	M3
Tightening torque	0.55 Nm
	7 lb _f -in. ... 5 lb _f -in. (UL)
Stripping length	7 mm
Conductor cross section stranded min.	0.2 mm ²
Conductor cross section stranded max.	2.5 mm ²
Conductor cross section solid min.	0.2 mm ²
Conductor cross section solid max.	2.5 mm ²
AWG conductor cross section	24 ... 12
	24 ... 12 (UL)
Maximum operating voltage U _{max} AC	30 V AC
Maximum operating voltage U _{max} DC	30 V DC
Max. operating current I _{max}	1.5 A AC
	1.5 A DC

Standards and Regulations

Standards/regulations	IEC 61643-11 2011
	EN 61643-11 2012

Classifications

eCl@ss

eCl@ss 4.0	27140201
eCl@ss 4.1	27140201
eCl@ss 5.0	27140201
eCl@ss 5.1	27140201
eCl@ss 6.0	27140201
eCl@ss 7.0	27140201
eCl@ss 8.0	27140201

Lightning/surge arrester type 1/2 - PWT 100-800AC-FM - 2800531

Classifications

ETIM

ETIM 2.0	EC000381
ETIM 3.0	EC000381
ETIM 4.0	EC000381
ETIM 5.0	EC000381

UNSPSC

UNSPSC 6.01	30212010
UNSPSC 7.0901	39121610
UNSPSC 11	39121610
UNSPSC 12.01	39121610
UNSPSC 13.2	39121620

Approvals

Approvals

Approvals

IECEE CB Scheme / UL Recognized / KEMA-KEUR / ÖVE / cUL Recognized / CCA / cULus Recognized

Ex Approvals

Approvals submitted

Approval details

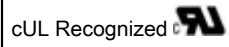
IECEE CB Scheme

UL Recognized

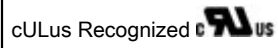
KEMA-KEUR

Lightning/surge arrester type 1/2 - PWT 100-800AC-FM - 2800531

Approvals

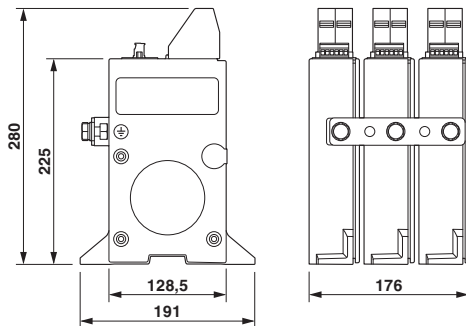


CCA

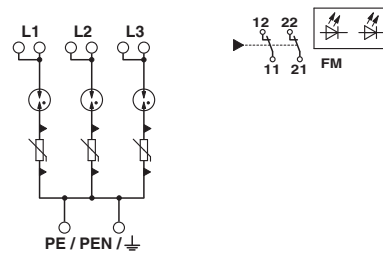


Drawings

Dimensioned drawing

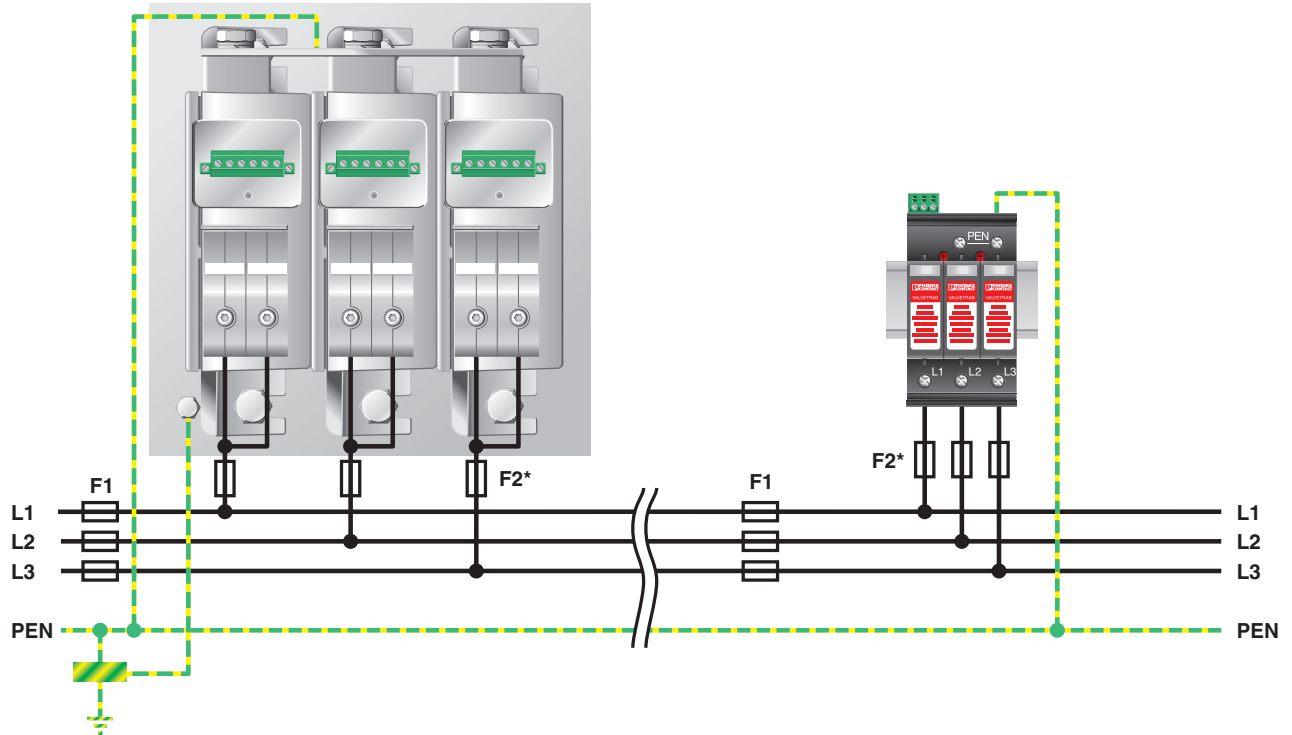


Circuit diagram



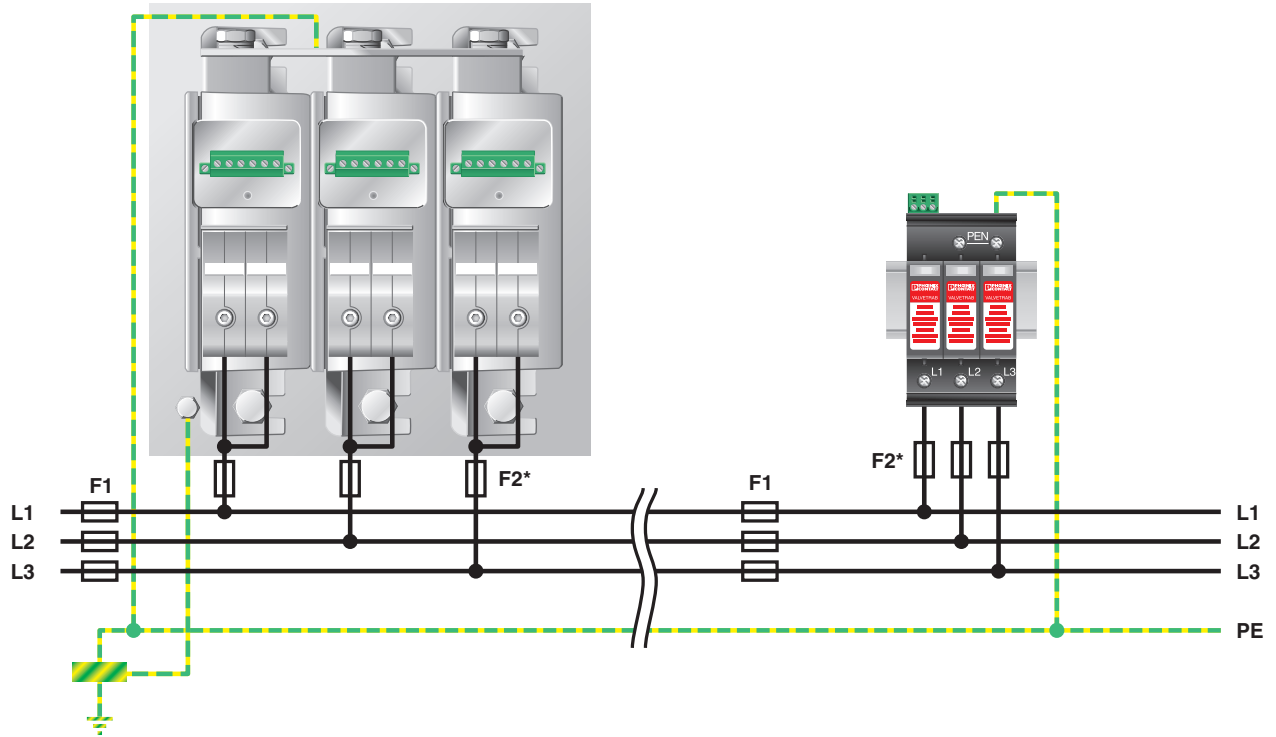
Lightning/surge arrester type 1/2 - PWT 100-800AC-FM - 2800531

Application drawing



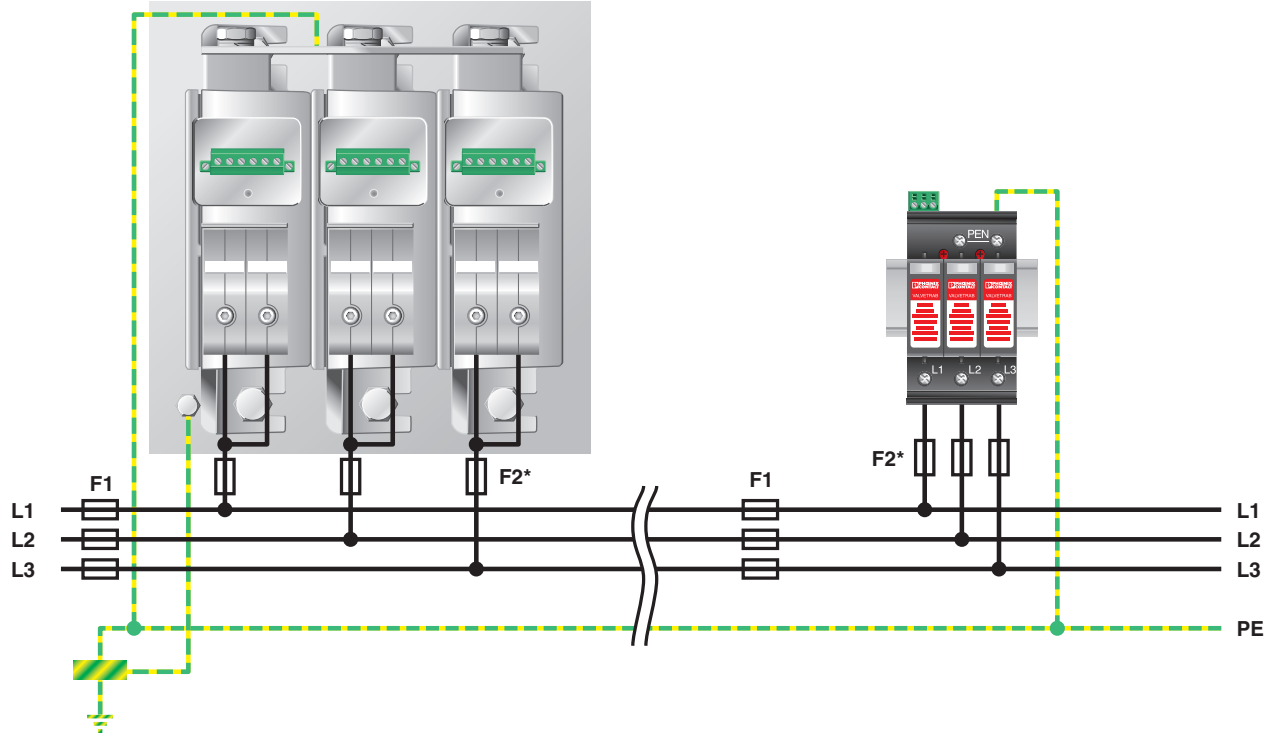
Lightning/surge arrester type 1/2 - PWT 100-800AC-FM - 2800531

Application drawing



Lightning/surge arrester type 1/2 - PWT 100-800AC-FM - 2800531

Application drawing





Компания «ЭлектроПласт» предлагает заключение долгосрочных отношений при поставках импортных электронных компонентов на взаимовыгодных условиях!

Наши преимущества:

- Оперативные поставки широкого спектра электронных компонентов отечественного и импортного производства напрямую от производителей и с крупнейших мировых складов;
- Поставка более 17-ти миллионов наименований электронных компонентов;
- Поставка сложных, дефицитных, либо снятых с производства позиций;
- Оперативные сроки поставки под заказ (от 5 рабочих дней);
- Экспресс доставка в любую точку России;
- Техническая поддержка проекта, помощь в подборе аналогов, поставка прототипов;
- Система менеджмента качества сертифицирована по Международному стандарту ISO 9001;
- Лицензия ФСБ на осуществление работ с использованием сведений, составляющих государственную тайну;
- Поставка специализированных компонентов (Xilinx, Altera, Analog Devices, Intersil, Interpoint, Microsemi, Aeroflex, Peregrine, Syfer, Eurofarad, Texas Instrument, Miteq, Cobham, E2V, MA-COM, Hittite, Mini-Circuits, General Dynamics и др.);

Помимо этого, одним из направлений компании «ЭлектроПласт» является направление «Источники питания». Мы предлагаем Вам помощь Конструкторского отдела:

- Подбор оптимального решения, техническое обоснование при выборе компонента;
- Подбор аналогов;
- Консультации по применению компонента;
- Поставка образцов и прототипов;
- Техническая поддержка проекта;
- Защита от снятия компонента с производства.



Как с нами связаться

Телефон: 8 (812) 309 58 32 (многоканальный)

Факс: 8 (812) 320-02-42

Электронная почта: org@eplast1.ru

Адрес: 198099, г. Санкт-Петербург, ул. Калинина, дом 2, корпус 4, литера А.