


# RF CERAMIC CHIP INDUCTORS



Polarity Half-Marked Inductors (0201 only)

High frequency multi-layer chip inductors feature a monolithic body made of low loss ceramic and high conductivity metal electrodes to achieve optimal high frequency performance.

These RF chip inductors are compact in size and feature lead-free tin plated nickel barrier terminations and tape and reel packaging which makes them ideal for small size/high volume wireless applications.

## APPLICATIONS & FEATURES

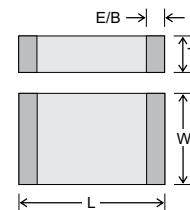
- CELL/PCS Modules
- Broadband Components
- RF Tranceivers
- RoHS Compliant (Standard, "V" Code)
- Sn/Pb Terminations Optional ("T" Code)
- Wireless LAN
- RFID

## PRODUCT RANGE SUMMARY

| EIA SIZE (mm) | SIZE CODE | L RANGE      | Q FACTOR (Min.) | SRF (Typ.)       | TEMPERATURE     |
|---------------|-----------|--------------|-----------------|------------------|-----------------|
| 0201 (0603)   | L-05      | 0.6 - 39 nH  | 4 (100 MHz)     | >21 GHz (1.0 nH) | -40°C to +100°C |
| 0402 (1005)   | L-07      | 1.0 - 120 nH | 8 (100 MHz)     | >21 GHz (1.0 nH) | -40°C to +100°C |
| 0603 (1608)   | L-14      | 1.0 - 220 nH | 12 (100 MHz)    | >23 GHz (1.0 nH) | -40°C to +100°C |

## MECHANICAL CHARACTERISTICS

|           | 0201 (0603) |              | 0402 (1005) |             | 0603 (1608) |             |
|-----------|-------------|--------------|-------------|-------------|-------------|-------------|
|           | Inches      | mm           | Inches      | mm          | Inches      | mm          |
| Length    | .024 ±.001" | (0.6 ±0.03)  | .039 ±.004" | (1.00 ±.10) | .063 ±.006" | (1.60 ±.15) |
| Width     | .012 ±.001" | (0.3 ±0.03)  | .020 ±.004" | (0.50 ±.10) | .031 ±.006" | (0.80 ±.15) |
| Thickness | .012 ±.001" | (0.3 ±0.03)  | .020 ±.004" | (0.50 ±.10) | .031 ±.006" | (0.80 ±.15) |
| End Band  | .006 ±.002" | (0.15 ±0.05) | .009 ±.004" | (0.23 ±.10) | .012 ±.008" | (0.30 ±.20) |

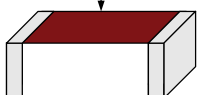


## HOW TO ORDER

| DEVI     | SIZE                                | TYPE   | VALUE     | TOLERANCE  | TERMINATION                | MARKING  | PACKAGING   |      |      |      |      |     |      |   |       |    |        |      |   |       |    |        |      |   |       |    |       |
|----------|-------------------------------------|--|-----------|--|----------------------------|--|---|------|------|------|------|-----|------|---|-------|----|--------|------|---|-------|----|--------|------|---|-------|----|-------|
| Inductor | 05 = 0201<br>07 = 0402<br>14 = 0603 | B = Polarity Half-Marked (all 0201)<br>C = 0402 and 0603 (see "Marking") | See Table | C = ± 0.2 nH ≤ 1.0 nH<br>S = ± 0.3 nH 1.0 to 5.6 nH<br>J = ± 5% 6.8 nH and above<br>K = ± 10% 3.3 nH and above | V = Ni/Sn<br>T = Ni / SnPb | 4 = No Marking (all 0603)<br>6 = Orientation Mark (all 0201 and 0402*) | Tape and Reel<br>Bulk (Loose Pcs.)  |      |      |      |      |     |      |   |       |    |        |      |   |       |    |        |      |   |       |    |       |
|          |                                     |  |           |  |                            |  | <table border="1"> <thead> <tr> <th>Size</th> <th>Code</th> <th>Tape</th> <th>Reel</th> <th>Qty</th> </tr> </thead> <tbody> <tr> <td>0201</td> <td>T</td> <td>Paper</td> <td>7"</td> <td>15,000</td> </tr> <tr> <td>0402</td> <td>T</td> <td>Paper</td> <td>7"</td> <td>10,000</td> </tr> <tr> <td>0603</td> <td>T</td> <td>Paper</td> <td>7"</td> <td>4,000</td> </tr> </tbody> </table> | Size | Code | Tape | Reel | Qty | 0201 | T | Paper | 7" | 15,000 | 0402 | T | Paper | 7" | 10,000 | 0603 | T | Paper | 7" | 4,000 |
| Size     | Code                                | Tape   | Reel      | Qty  |                            |  |   |      |      |      |      |     |      |   |       |    |        |      |   |       |    |        |      |   |       |    |       |
| 0201     | T                                   | Paper  | 7"        | 15,000   |                            |  |   |      |      |      |      |     |      |   |       |    |        |      |   |       |    |        |      |   |       |    |       |
| 0402     | T                                   | Paper  | 7"        | 10,000   |                            |  |   |      |      |      |      |     |      |   |       |    |        |      |   |       |    |        |      |   |       |    |       |
| 0603     | T                                   | Paper  | 7"        | 4,000  |                            |  |   |      |      |      |      |     |      |   |       |    |        |      |   |       |    |        |      |   |       |    |       |
|          |                                     |  |           |  |                            |  | <table border="1"> <thead> <tr> <th>Size</th> <th>Code</th> </tr> </thead> <tbody> <tr> <td>All</td> <td>S</td> </tr> </tbody> </table>   | Size | Code | All  | S    |     |      |   |       |    |        |      |   |       |    |        |      |   |       |    |       |
| Size     | Code                                |  |           |  |                            |  |   |      |      |      |      |     |      |   |       |    |        |      |   |       |    |        |      |   |       |    |       |
| All      | S                                   |  |           |  |                            |  |   |      |      |      |      |     |      |   |       |    |        |      |   |       |    |        |      |   |       |    |       |

Part number written: L-07C10NJV6T

Orientation Full Marking (all 0402)



\*Please note that all 0402 inductors (L-07C) have orientation full marking only.

## RF CHIP INDUCTOR SELECTION CHART

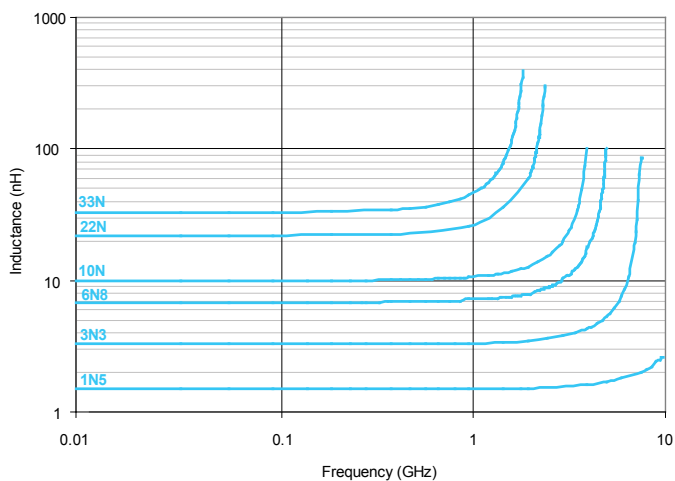
| EIA Size         |      | Inductor Value | Tolerance       | 0201<br>(L-05)  | 0402<br>(L-07) | 0603<br>(L-14)  |
|------------------|------|----------------|-----------------|-----------------|----------------|-----------------|
| Inductance<br>nH | Code |                |                 |                 |                |                 |
| 0.6              | 0N6  | C              | S               | 300 mA          |                |                 |
| 0.7              | 0N7  |                |                 | 300 mA          |                |                 |
| 0.8              | 0N8  |                |                 | 300 mA          |                |                 |
| 0.9              | 0N9  |                |                 | 300 mA          |                |                 |
| 1.0              | 1N0  |                |                 | 300 mA          | 300 mA         | 300 mA (S only) |
| 1.2              | 1N2  | 300 mA         | 300 mA (S only) | 300 mA (S only) |                |                 |
| 1.3              | 1N3  | 300 mA         |                 |                 |                |                 |
| 1.5              | 1N5  | 300 mA         | 300 mA (S only) | 300 mA (S only) |                |                 |
| 1.8              | 1N8  | 300 mA         | 300 mA          | 300 mA          |                |                 |
| 1.9              | 1N9  | 300 mA         | 300 mA          |                 |                |                 |
| 2.0              | 2N0  | 300 mA         | 300 mA          |                 |                |                 |
| 2.2              | 2N2  | 300 mA         | 300 mA          | 300 mA          |                |                 |
| 2.3              | 2N3  | 300 mA         |                 |                 |                |                 |
| 2.4              | 2N4  | 300 mA         | 300 mA          |                 |                |                 |
| 2.5              | 2N5  | 300 mA         |                 |                 |                |                 |
| 2.7              | 2N7  | 300 mA         | 300 mA          | 300 mA          |                |                 |
| 3.0              | 3N0  | 300 mA         | 300 mA          |                 |                |                 |
| 3.3              | 3N3  | 300 mA         | 300 mA          | 300 mA          |                |                 |
| 3.6              | 3N6  | 300 mA         | 300 mA          |                 |                |                 |
| 3.7              | 3N7  | 300 mA         |                 |                 |                |                 |
| 3.9              | 3N9  | 300 mA         | 300 mA          | 300 mA          |                |                 |
| 4.3              | 4N3  |                | 300 mA          |                 |                |                 |
| 4.7              | 4N7  | 300 mA         | 300 mA          | 300 mA          |                |                 |
| 5.1              | 5N1  | 300 mA         | 300 mA          |                 |                |                 |
| 5.6              | 5N6  | 300 mA         | 300 mA          | 300 mA          |                |                 |
| 6.2              | 6N2  |                | 300 mA          |                 |                |                 |
| 6.8              | 6N8  | 250 mA         | 250 mA          | 300 mA          |                |                 |
| 7.5              | 7N5  |                | 250 mA          |                 |                |                 |
| 8.2              | 8N2  | 250 mA         | 250 mA          | 300 mA          |                |                 |
| 10               | 10N  | 250 mA         | 250 mA          | 300 mA          |                |                 |
| 12               | 12N  | 250 mA         | 250 mA          | 300 mA          |                |                 |
| 13               | 13N  | 250 mA         | 250 mA          |                 |                |                 |
| 15               | 15N  | 250 mA         | 250 mA          | 300 mA          |                |                 |
| 18               | 18N  | 200 mA         | 200 mA          | 300 mA          |                |                 |
| 20               | 20N  | 200 mA         | 200 mA          |                 |                |                 |
| 22               | 22N  | 200 mA         | 200 mA          | 300 mA          |                |                 |
| 23               | 23N  |                | 200 mA          |                 |                |                 |
| 27               | 27N  | 200 mA         | 200 mA          | 300 mA          |                |                 |
| 33               | 33N  | 200 mA         | 200 mA          | 300 mA          |                |                 |
| 39               | 39N  | 200 mA         | 150 mA          | 300 mA          |                |                 |
| 43               | 43N  |                | 150 mA          |                 |                |                 |
| 47               | 47N  |                | 150 mA          | 300 mA          |                |                 |
| 56               | 56N  |                | 150 mA          | 300 mA          |                |                 |
| 68               | 68N  |                | 100 mA          | 300 mA          |                |                 |
| 82               | 82N  |                | 100 mA          | 300 mA          |                |                 |
| 100              | R10  |                | 100 mA          | 300 mA          |                |                 |
| 120              | R12  |                | 100 mA          | 300 mA          |                |                 |
| 150              | R15  |                |                 | 300 mA          |                |                 |
| 180              | R18  |                |                 | 300 mA          |                |                 |
| 220              | R22  |                |                 | 300 mA          |                |                 |
| 270              | R27  |                |                 |                 |                |                 |
| 330              | R33  |                |                 |                 |                |                 |
| 390              | R39  |                |                 |                 |                |                 |
| 420              | R42  |                |                 |                 |                |                 |
| 560              | R56  |                |                 |                 |                |                 |
| 680              | R68  |                |                 |                 |                |                 |

Consult factory for Non-Standard values.

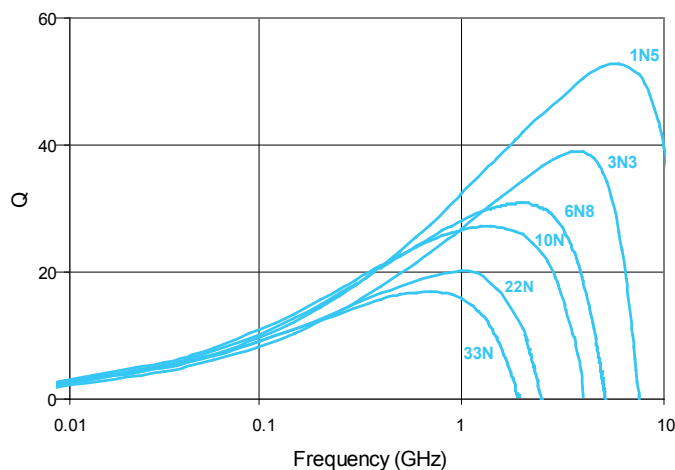
See web page for Chip Inductor Product Detail Summary by part number

# RF CHARACTERISTICS CHARACTERISTICS (TYPICAL)

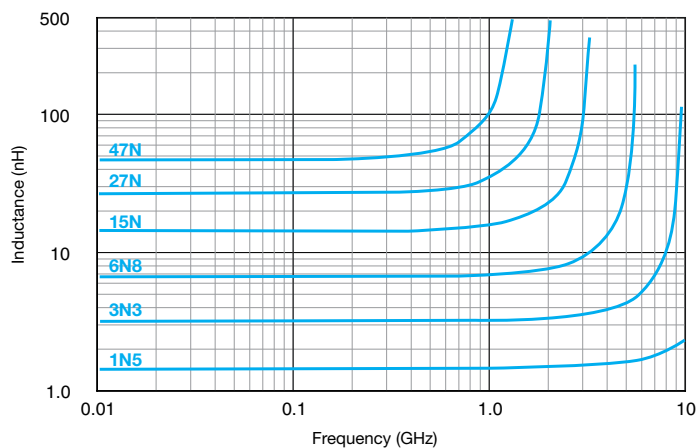
INDUCTANCE VS FREQUENCY: SIZE 0201



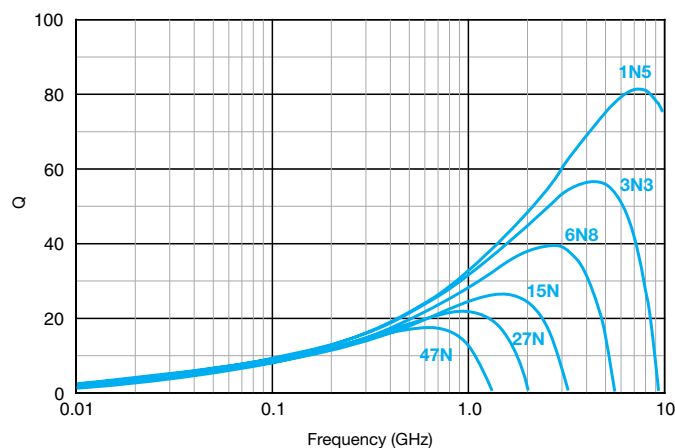
Q VS FREQUENCY: SIZE 0201



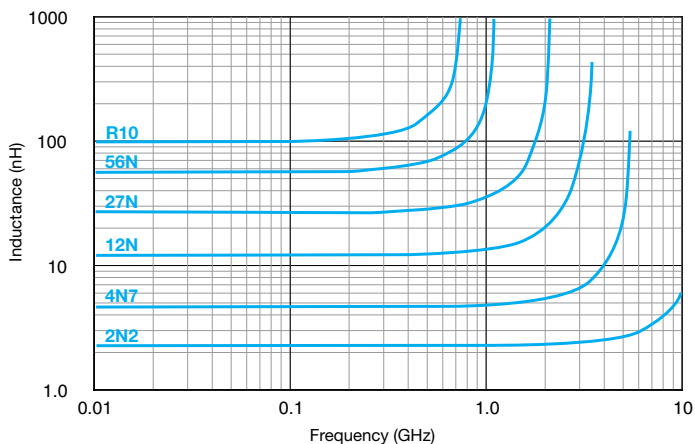
INDUCTANCE VS FREQUENCY: SIZE 0402



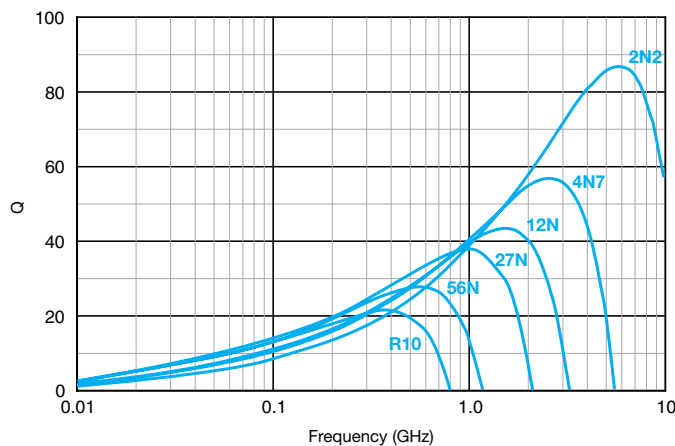
Q VS FREQUENCY: SIZE 0402



INDUCTANCE VS FREQUENCY: SIZE 0603



Q VS FREQUENCY: SIZE 0603





Компания «ЭлектроПласт» предлагает заключение долгосрочных отношений при поставках импортных электронных компонентов на взаимовыгодных условиях!

Наши преимущества:

- Оперативные поставки широкого спектра электронных компонентов отечественного и импортного производства напрямую от производителей и с крупнейших мировых складов;
- Поставка более 17-ти миллионов наименований электронных компонентов;
- Поставка сложных, дефицитных, либо снятых с производства позиций;
- Оперативные сроки поставки под заказ (от 5 рабочих дней);
- Экспресс доставка в любую точку России;
- Техническая поддержка проекта, помощь в подборе аналогов, поставка прототипов;
- Система менеджмента качества сертифицирована по Международному стандарту ISO 9001;
- Лицензия ФСБ на осуществление работ с использованием сведений, составляющих государственную тайну;
- Поставка специализированных компонентов (Xilinx, Altera, Analog Devices, Intersil, Interpoint, Microsemi, Aeroflex, Peregrine, Syfer, Eurofarad, Texas Instrument, Miteq, Cobham, E2V, MA-COM, Hittite, Mini-Circuits, General Dynamics и др.);

Помимо этого, одним из направлений компании «ЭлектроПласт» является направление «Источники питания». Мы предлагаем Вам помощь Конструкторского отдела:

- Подбор оптимального решения, техническое обоснование при выборе компонента;
- Подбор аналогов;
- Консультации по применению компонента;
- Поставка образцов и прототипов;
- Техническая поддержка проекта;
- Защита от снятия компонента с производства.



#### Как с нами связаться

**Телефон:** 8 (812) 309 58 32 (многоканальный)

**Факс:** 8 (812) 320-02-42

**Электронная почта:** [org@eplast1.ru](mailto:org@eplast1.ru)

**Адрес:** 198099, г. Санкт-Петербург, ул. Калинина, дом 2, корпус 4, литера А.