

# 3M™ HDC Socket

.100" Vertical Mount, PCB/Backplane, Solder Tail or Press-Fit

HDC Series



- Ideal for parallel four-row PCB stacking
- Press-Fit tail requires only flat push tool for installation
- Mates with four-row single-bay headers and plugs
- Optional feed-through tails
- RoHS\* compliant. See the Regulatory Information Appendix (RIA) in the “RoHS compliance” section of [www.3Mconnector.com](http://www.3Mconnector.com) for compliance information (RIA E1 & C1 apply)

Date Modified: April 14, 2010

TS-1138-D  
Sheet 1 of 3

---

## Physical

### Insulation:

Material: Glass Filled Thermoplastic (LCP)

Flammability: UL 94V-0

Color: Black

### Contact:

Material: Copper Alloy

### Plating:

Underplating: 50  $\mu$ " [ 1.27  $\mu$ m ] min. Nickel

Wiping Area: See Ordering Information

Termination Area: See Ordering Information

**Marking:** Part Number and Date Code

---

## Electrical

**Current Rating:** 3.0 A

**Insulation Resistance:** 1 x 10<sup>3</sup> M min. at 500 V<sub>DC</sub>

**Withstanding Voltage:** 900 V<sub>AC</sub> for 1 minute

---

## Environmental

**Temperature Rating:** -55°C to +105°C

**Process Rating:** Maximum 260°C (per J-STD-020C)

**Moisture Sensitivity Level:** 1 (per J-STD-020C)

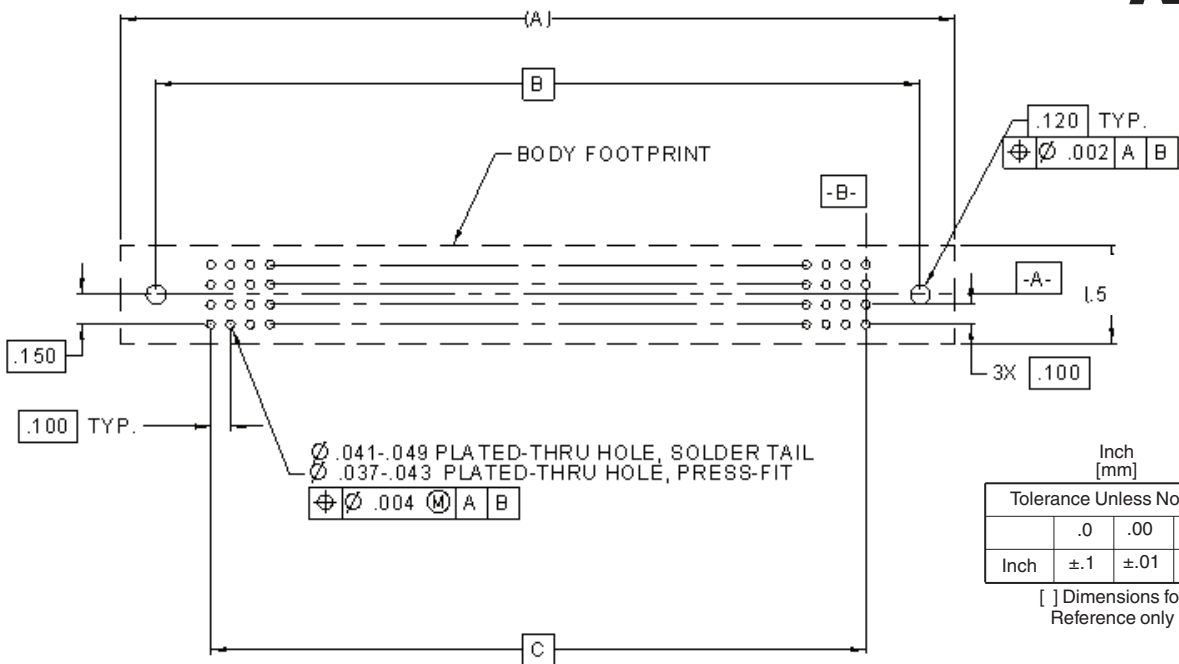
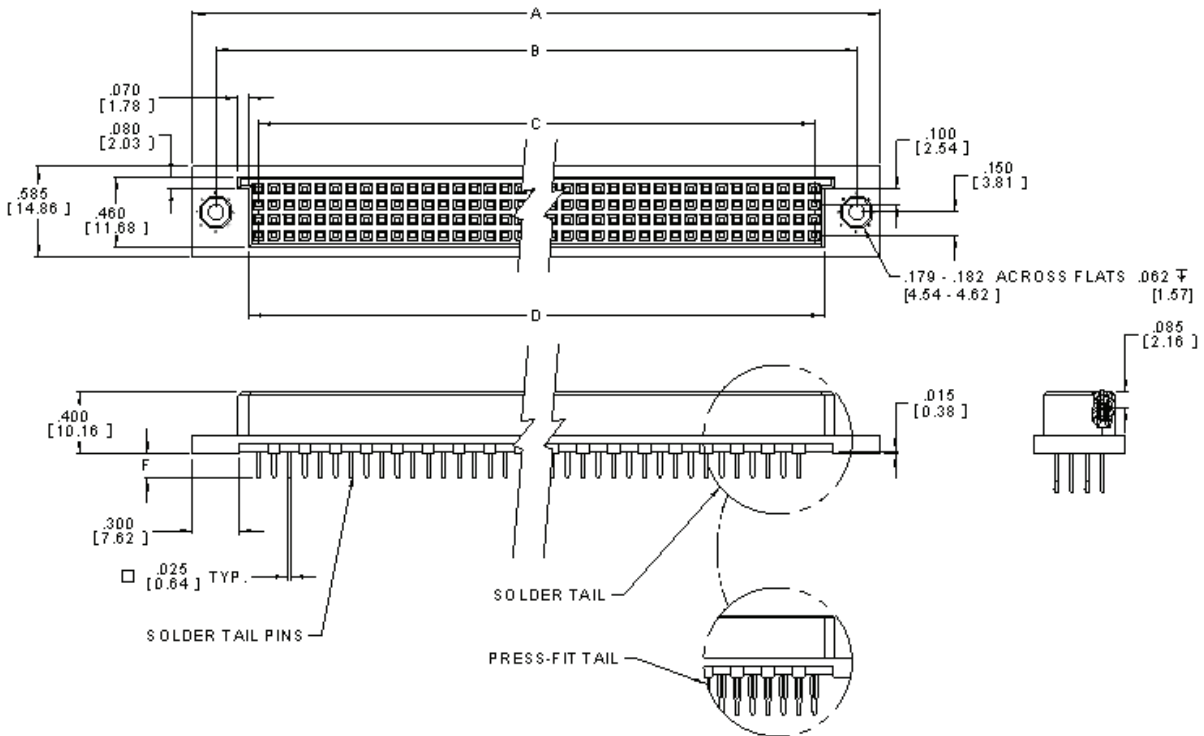
UL File No.: E68080

# 3M™ HDC Socket

.100" Vertical Mount, PCB/Backplane, Solder Tail or Press-Fit

HDC Series

## 4-Row Single Bay



Tolerance Unless Noted			
	Inch	[mm]	
	.0	.00	.000
	±.1	±.01	±.005

[ ] Dimensions for Reference only

TS-1138-D  
Sheet 2 of 3

# 3M™ HDC Socket

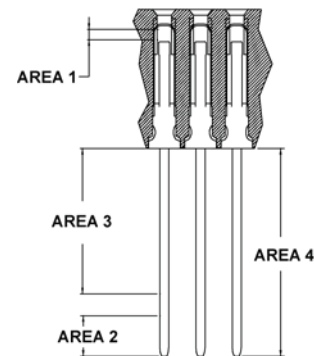
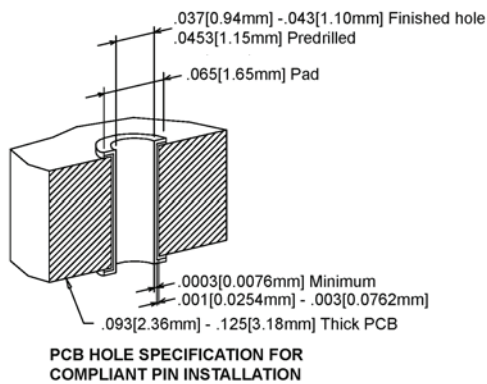
.100" Vertical Mount, PCB/Backplane, Solder Tail or Press-Fit

HDC Series

Product Table/Dimensions for 4-Row, Single Bay

Description	Contact Quantity	A	B	C	D
HDC-R060-41XX-XXXX	60	2.250 [57.15]	1.950 [49.53]	1.400 [35.56]	1.524 [38.71]
HDC-R076-41XX-XXXX	76	2.650 [67.31]	2.350 [59.69]	1.800 [45.72]	1.924 [48.87]
HDC-R080-41XX-XXXX	80	2.750 [69.85]	2.450 [62.23]	1.900 [48.26]	2.024 [51.41]
HDC-R100-41XX-XXXX	100	3.250 [82.55]	2.950 [74.93]	2.400 [60.96]	2.524 [64.11]
HDC-R120-41XX-XXXX	120	3.750 [95.25]	3.450 [87.63]	2.900 [73.66]	3.024 [76.81]
HDC-R128-41XX-XXXX	128	3.950 [100.33]	3.650 [92.71]	3.100 [78.74]	3.224 [81.89]
HDC-R140-41XX-XXXX	140	4.250 [107.95]	3.950 [100.33]	3.400 [86.36]	3.524 [89.51]
HDC-R160-41XX-XXXX	160	4.750 [120.65]	4.450 [113.03]	3.900 [99.06]	4.024 [102.21]
HDC-R168-41XX-XXXX	168	4.950 [125.73]	4.650 [118.11]	4.100 [104.14]	4.224 [107.29]

Description	Contact Quantity	A	B	C	D
HDC-R180-41XX-XXXX	180	5.250 [133.35]	4.950 [125.73]	4.400 [111.76]	4.524 [114.91]
HDC-R200-41XX-XXXX	200	5.750 [146.05]	5.450 [138.43]	4.900 [124.46]	5.024 [127.61]
HDC-R216-41XX-XXXX	216	6.150 [156.21]	5.850 [148.59]	5.300 [134.62]	5.424 [137.77]
HDC-R220-41XX-XXXX	220	6.250 [158.75]	5.950 [151.13]	5.400 [137.16]	5.524 [140.31]
HDC-R240-41XX-XXXX	240	6.750 [171.45]	6.450 [163.83]	5.900 [149.86]	6.024 [153.01]
HDC-R260-41XX-XXXX	260	7.250 [184.15]	6.950 [176.53]	6.400 [162.56]	6.524 [165.71]
HDC-R280-41XX-XXXX	280	7.750 [196.85]	7.450 [189.23]	6.900 [175.26]	7.024 [178.41]
HDC-R300-41XX-XXXX	300	8.250 [209.55]	7.950 [201.93]	7.400 [187.96]	7.524 [191.11]
HDC-R320-41XX-XXXX	320	8.750 [222.25]	8.450 [214.63]	7.900 [200.66]	8.024 [203.81]



## Ordering Information

**HDC - RXXX - 41XX - XXXX**

Plating Options: (See Plating Chart)

Contact Quantity:  
See Table

Termination Style / Lead length - Dim. F  
 P1 - Press-fit / 0.250 (6.35)  
 P2 - Press-fit / 0.550 (13.97)  
 S1 - Solder / 0.157 (3.99)

Plating Chart (S1 & P1 Termination Styles ONLY)			
Plating Suffix	Press-Fit Terminations	Solder Tail Terminations	Plating Composition
TG30	(RIA E2 & C2 apply)	(RIA E3 & C2 apply)	30 μ" [0.76 μm] Min. Au Area 1 100 μ" [2.54 μm] Min. Tin Lead Tail Area 4 50 μ" [1.27 μm] Min. Ni all over
KR	(RIA E1 & C1 apply)	(RIA E1 & C1 apply)	30 μ" [0.76 μm] Min. Au on Area 1 100 μ" [2.54 μm] Min. Whisker Mitigating Matte Tin on Area 4 50 μ" [1.27 μm] Min. Ni all over
Plating Chart (P2 Termination Styles ONLY)			
Plating Suffix	Press-Fit Terminations	Solder Tail Terminations	Plating Composition
KV	(RIA E1 & C1 apply)	(RIA E1 & C apply)	30 μ" [0.76 μm] Min. Au on area 1 30 μ" [0.76 μm] Min. Au on area 2 3 μ" [0.08 μm] Min. Au on area 3 50 μ" [1.27 μm] Min. Ni all over

TS-1138-D  
Sheet 3 of 3

**Important Notice**

All statements, technical information, and recommendations related to 3M's products are based on information believed to be reliable, but the accuracy or completeness is not guaranteed. Before using this product, you must evaluate it and determine if it is suitable for your intended application. You assume all risks and liability associated with such use. Any statements related to the product which are not contained in 3M's current publications, or any contrary statements contained on your purchase order shall have no force or effect unless expressly agreed upon, in writing, by an authorized officer of 3M.

**Warranty; Limited Remedy; Limited Liability.**

This product will be free from defects in material and manufacture for a period of one (1) year from the time of purchase. **3M MAKES NO OTHER WARRANTIES INCLUDING, BUT NOT LIMITED TO, ANY IMPLIED WARRANTY OF MERCHANTABILITY OR FITNESS FOR A PARTICULAR PURPOSE.** If this product is defective within the warranty period stated above, your exclusive remedy shall be, at 3M's option, to replace or repair the 3M product or refund the purchase price of the 3M product. **Except where prohibited by law, 3M will not be liable for any indirect, special, incidental or consequential loss or damage arising from this 3M product, regardless of the legal theory asserted.**

**3M Electronics Solutions Division**

6801 River Place Blvd.  
Austin, TX 78726-9000  
U.S.A.  
1-800-225-5373  
[www.3Mconnector.com](http://www.3Mconnector.com)

Please recycle. Printed in USA.  
© 3M 2010. All rights reserved.  
RIA-2217B-E

3M is a trademark of 3M Company.



Компания «ЭлектроПласт» предлагает заключение долгосрочных отношений при поставках импортных электронных компонентов на взаимовыгодных условиях!

Наши преимущества:

- Оперативные поставки широкого спектра электронных компонентов отечественного и импортного производства напрямую от производителей и с крупнейших мировых складов;
- Поставка более 17-ти миллионов наименований электронных компонентов;
- Поставка сложных, дефицитных, либо снятых с производства позиций;
- Оперативные сроки поставки под заказ (от 5 рабочих дней);
- Экспресс доставка в любую точку России;
- Техническая поддержка проекта, помощь в подборе аналогов, поставка прототипов;
- Система менеджмента качества сертифицирована по Международному стандарту ISO 9001;
- Лицензия ФСБ на осуществление работ с использованием сведений, составляющих государственную тайну;
- Поставка специализированных компонентов (Xilinx, Altera, Analog Devices, Intersil, Interpoint, Microsemi, Aeroflex, Peregrine, Syfer, Eurofarad, Texas Instrument, Miteq, Cobham, E2V, MA-COM, Hittite, Mini-Circuits, General Dynamics и др.);

Помимо этого, одним из направлений компании «ЭлектроПласт» является направление «Источники питания». Мы предлагаем Вам помощь Конструкторского отдела:

- Подбор оптимального решения, техническое обоснование при выборе компонента;
- Подбор аналогов;
- Консультации по применению компонента;
- Поставка образцов и прототипов;
- Техническая поддержка проекта;
- Защита от снятия компонента с производства.



#### Как с нами связаться

**Телефон:** 8 (812) 309 58 32 (многоканальный)

**Факс:** 8 (812) 320-02-42

**Электронная почта:** [org@eplast1.ru](mailto:org@eplast1.ru)

**Адрес:** 198099, г. Санкт-Петербург, ул. Калинина, дом 2, корпус 4, литера А.