



Micro Commercial Components



Micro Commercial Components
20736 Marilla Street Chatsworth
CA 91311
Phone: (818) 701-4933
Fax: (818) 701-4939

MMSZ5221B
THRU
MMSZ5259B(C)

Features

- Lead Free Finish/RoHS Compliant("P" Suffix designates RoHS Compliant. See ordering information)
Planar Die construction
Zener Voltages from 2.4V - 39V and 500mW Power Dissipation
Ideally Suited for Automated Assembly Processes

Mechanical Data

- Epoxy meets UL 94 V-0 flammability rating
Moisture Sensitivity Level 1
Halogen free available upon request by adding suffix "-HF"
Approx. Weight: 0.009 grams
Mounting Position: Any
Storage & Operating Temperature: -55°C to +150°C

Maximum Ratings @ 25°C Unless Otherwise Specified

Table with 4 columns: Parameter, Symbol, Value, Unit. Rows include Maximum Forward Voltage @ IF=10mA (VF, 0.9, V) and Power Dissipation (Notes A) (PAV, 500, mWatt).

NOTES:

A. Mounted on 5.0mm2(.013mm thick) land areas.

500 mW

Zener Diodes

2.4 to 39 Volts

SOD123

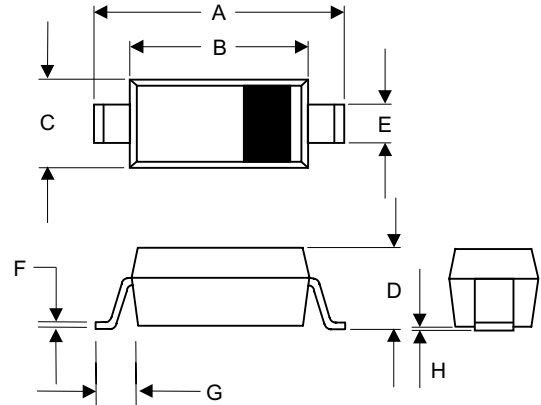


Table with 5 columns: DIM, INCHES (MIN, MAX), MM (MIN, MAX), NOTE. Lists dimensions A through H.

SUGGESTED SOLDER PAD LAYOUT



# MMSZ5221B thru MMSZ5259B(C)

## Electrical Characteristics @ 25°C Unless Otherwise Specified

MCC PART NUMBER	Marking	NORMAL ZENER VOLTAGE	TEST CURRENT I <sub>zt</sub>	MAXIMUM ZENER IMPEDANCE		MAXIMUM REVERSE LEAKAGE CURRENT		MAXIMUM ZENER VOLTAGE TEMP
		V <sub>z</sub> @ I <sub>zt</sub>		Z <sub>zt</sub> @ I <sub>zt</sub>	Z <sub>zk</sub> @ I <sub>zk</sub> =0.25mA	I <sub>r</sub> @ V <sub>r</sub>	I <sub>r</sub> @ V <sub>r</sub>	
		VOLTS	mA	OHMS	OHMS	uA	VOLTS	%/°C
MMSZ5221B	C1	2.4	20	30	1200	100	1.0	-0.085
MMSZ5222B	C2	2.5	20	30	1250	100	1.0	-0.085
MMSZ5223B	C3	2.7	20	30	1300	75	1.0	-0.080
MMSZ5225B	C5	3.0	20	29	1600	50	1.0	-0.075
MMSZ5226B	G1/D1	3.3	20	28	1600	25	1.0	-0.070
MMSZ5227B	G2/D2	3.6	20	24	1700	15	1.0	-0.065
MMSZ5228B	G3/D3	3.9	20	23	1900	10	1.0	-0.060
MMSZ5229B	G4/D4	4.3	20	22	2000	5.0	1.0	±0.055
MMSZ5230B	G5/D5	4.7	20	19	1900	5.0	2.0	±0.030
MMSZ5231B	E1	5.1	20	17	1600	5.0	2.0	±0.030
MMSZ5232B	E2	5.6	20	11	1600	5.0	3.0	+0.038
MMSZ5233B	E3	6.0	20	7.0	1600	5.0	3.5	+0.040
MMSZ5234B	E4	6.2	20	7.0	1000	5.0	4.0	+0.045
MMSZ5235B	E5	6.8	20	5.0	750	3.0	5.0	+0.050
MMSZ5236B	F1	7.5	20	6.0	500	3.0	6.0	+0.058
MMSZ5237B	F2	8.2	20	8.0	500	3.0	6.5	+0.062
MMSZ5238B	F3	8.7	20	8.0	600	3.0	6.5	+0.065
MMSZ5239B	F4	9.1	20	10	600	3.0	7.0	+0.068
MMSZ5240B	F5	10	20	17	600	3.0	8.0	+0.075
MMSZ5241B	H1	11	20	22	600	2.0	8.4	+0.076
MMSZ5242B	H2	12	20	30	600	1.0	9.1	+0.077
MMSZ5243B	H3	13	9.5	13	600	0.5	9.9	+0.079
MMSZ5244B	H4	14	9.0	15	600	0.1	10.5	+0.081
MMSZ5245B	H5	15	8.5	16	600	0.1	11	+0.082
MMSZ5246B	J1	16	7.8	17	600	0.1	12	+0.083
MMSZ5248B	J3	18	7.0	21	600	0.1	14	+0.085
MMSZ5250B	J5	20	6.2	25	600	0.1	15	+0.086
MMSZ5251B	K1	22	5.6	29	600	0.1	17	+0.087
MMSZ5252B	K2	24	5.2	33	600	0.1	18	+0.088
MMSZ5254B	K4	27	4.6	41	600	0.1	21	+0.090
MMSZ5255B	K5	28	4.5	44	600	0.1	21	+0.091
MMSZ5256B	M1	30	4.2	49	600	0.1	23	+0.091
MMSZ5257B	M2	33	3.8	58	700	0.1	25	+0.092
MMSZ5258B	M3	36	3.4	70	700	0.1	27	+0.093
MMSZ5259B	M4	39	3.2	80	800	0.1	30	+0.094

**NOTE:**

- Standard Zener voltage tolerance is ±5% with a "B" suffix (e.g.: MMSZ5225B), suffix "C" is ± 2% tolerance
- Specials Available Include:
  - Nominal zener voltages between the voltages shown and tighter voltage tolerances.
  - Matched sets.
- Zener Voltage (V<sub>z</sub>) Measurement. Guarantees the zener voltage when measured at 90 seconds while maintaining the lead temperature (T<sub>L</sub>) at 30°C, from the diode body.
- Zener Impedance (Z<sub>z</sub>) Derivation. The zener impedance is derived from the 60 cycle ac voltage, which results when an AC current having an rms value equal to 10% of the dc zener current (I<sub>zt</sub> or I<sub>zk</sub>) is superimposed on I<sub>zt</sub> or I<sub>zk</sub>.
- Surge Current (I<sub>r</sub>) Non-Repetitive. The rating listed in the electrical characteristics table is maximum peak, non-repetitive, reverse surge current of 1/2 square wave or equivalent sine wave pulse of 1/120 second duration superimposed on the test current, I<sub>zt</sub>, per JEDEC registration; however, actual device capability is as described in Figure 5.

# MMSZ5221B thru MMSZ5259B(C)

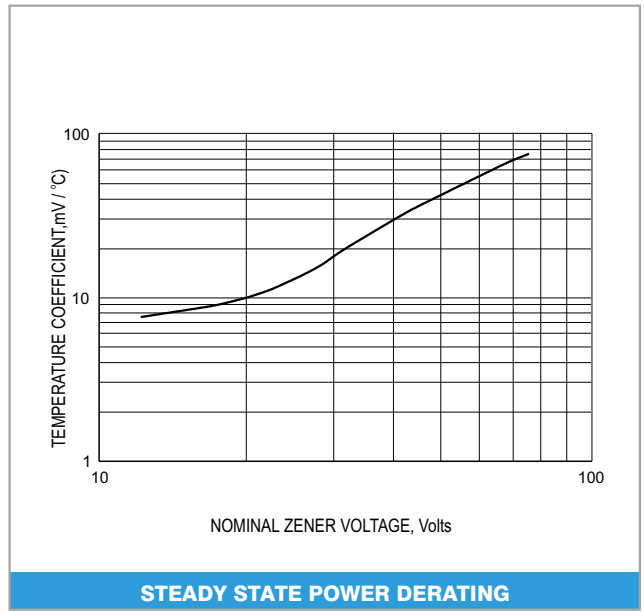
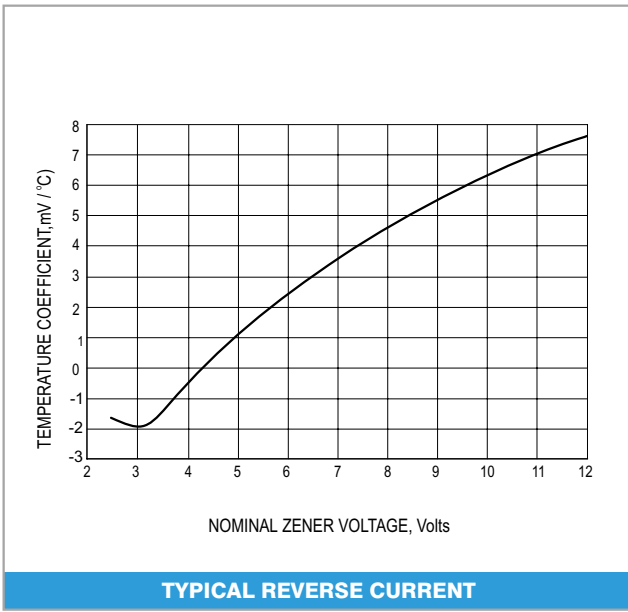
## Electrical Characteristics @ 25°C Unless Otherwise Specified

MCC PART NUMBER	Marking	NORMAL ZENER VOLTAGE	TEST CURRENT I <sub>zt</sub>	MAXIMUM ZENER IMPEDANCE		MAXIMUM REVERSE LEAKAGE CURRENT		MAXIMUM ZENER VOLTAGE TEMP
		V <sub>z</sub> @ I <sub>zt</sub>		Z <sub>zt</sub> @ I <sub>zt</sub>	Z <sub>zk</sub> @ I <sub>zk</sub> =0.25mA	I <sub>r</sub> @ V <sub>r</sub>	I <sub>r</sub> @ V <sub>r</sub>	
		VOLTS	mA	OHMS	OHMS	uA	VOLTS	%/°C
MMSZ5229C	2G4/D4	4.3	20	22	2000	5.0	1.0	±0.055
MMSZ5230C	2G5/D5	4.7	20	19	1900	5.0	2.0	±0.030
MMSZ5231C	2E1/E1	5.1	20	17	1600	5.0	2.0	±0.030
MMSZ5232C	2E2/E2	5.6	20	11	1600	5.0	3.0	+0.038
MMSZ5233C	2E3/E3	6.0	20	7.0	1600	5.0	3.5	+0.040
MMSZ5234C	2E4/E4	6.2	20	7.0	1000	5.0	4.0	+0.045
MMSZ5235C	2E5/E5	6.8	20	5.0	750	3.0	5.0	+0.050
MMSZ5236C	2F1/F1	7.5	20	6.0	500	3.0	6.0	+0.058
MMSZ5237C	2F2/F2	8.2	20	8.0	500	3.0	6.0	+0.062
MMSZ5238C	2F3/F3	8.7	20	8.0	600	3.0	6.5	+0.065
MMSZ5239C	2F4/F4	9.1	20	10	600	3.0	6.5	+0.068
MMSZ5240C	2F5/F5	10	20	17	600	3.0	8.0	+0.075
MMSZ5241C	2H1/H1	11	20	22	600	3.0	8.4	+0.076
MMSZ5242C	2H2/H2	12	20	30	600	2.0	9.1	+0.077
MMSZ5243C	2H3/H3	13	9.5	13	600	1.0	9.9	+0.079
MMSZ5244C	2H4/H4	14	9.0	15	600	0.5	10.5	+0.081
MMSZ5245C	2H5/H5	15	8.5	16	600	0.5	11	+0.082
MMSZ5246C	2J1/J1	16	7.8	17	600	0.1	12	+0.083
MMSZ5248C	2J3/J3	18	7.0	21	600	0.1	14	+0.085
MMSZ5250C	2J5/J5	20	6.2	25	600	0.1	15	+0.086
MMSZ5251C	2K1/K1	22	5.6	29	600	0.1	17	+0.087
MMSZ5252C	2K2/K2	24	5.2	33	600	0.1	18	+0.088
MMSZ5254C	2K4/K4	27	4.6	41	600	0.1	21	+0.090
MMSZ5255C	2K5/K5	28	4.5	44	600	0.1	21	+0.091
MMSZ5256C	2M1/M1	30	4.2	49	600	0.1	23	+0.091
MMSZ5257C	2M2/M2	33	3.8	58	700	0.1	25	+0.092
MMSZ5258C	2M3/M3	36	3.4	70	700	0.1	27	+0.093
MMSZ5259C	2M4/M4	39	3.2	80	800	0.1	30	+0.094

**NOTE:**

- Standard Zener voltage tolerance is ±5% with a "B" suffix (e.g.: MMSZ5225B), suffix "C" is ± 2% tolerance
- Specials Available Include:
  - Nominal zener voltages between the voltages shown and tighter voltage tolerances.
  - Matched sets.
- Zener Voltage (V<sub>z</sub>) Measurement. Guarantees the zener voltage when measured at 90 seconds while maintaining the lead temperature (T<sub>L</sub>) at 30°C, from the diode body.
- Zener Impedance (Z<sub>z</sub>) Derivation. The zener impedance is derived from the 60 cycle ac voltage, which results when an AC current having an rms value equal to 10% of the dc zener current (I<sub>zt</sub> or I<sub>zk</sub>) is superimposed on I<sub>zt</sub> or I<sub>zk</sub>.
- Surge Current (I<sub>r</sub>) Non-Repetitive. The rating listed in the electrical characteristics table is maximum peak, non-repetitive, reverse surge current of 1/2 square wave or equivalent sine wave pulse of 1/120 second duration superimposed on the test current, I<sub>zt</sub>, per JEDEC registration; however, actual device capability is as described in Figure 5.

MMSZ5221B thru MMSZ5259B(C)



MMSZ5221B thru MMSZ5259B(C)





Micro Commercial Components

### Ordering Information :

Device	Packing
Part Number-TP	Tape&Reel: 3Kpcs/Reel

Note : Adding "-HF" suffix for halogen free, eg. Part Number-TP-HF

#### \*\*\*IMPORTANT NOTICE\*\*\*

**Micro Commercial Components Corp.** reserves the right to make changes without further notice to any product herein to make corrections, modifications , enhancements , improvements , or other changes . **Micro Commercial Components Corp .** does not assume any liability arising out of the application or use of any product described herein; neither does it convey any license under its patent rights ,nor the rights of others . The user of products in such applications shall assume all risks of such use and will agree to hold **Micro Commercial Components Corp .** and all the companies whose products are represented on our website, harmless against all damages.

#### \*\*\*LIFE SUPPORT\*\*\*

MCC's products are not authorized for use as critical components in life support devices or systems without the express written approval of Micro Commercial Components Corporation.

#### \*\*\*CUSTOMER AWARENESS\*\*\*

Counterfeiting of semiconductor parts is a growing problem in the industry. Micro Commercial Components (MCC) is taking strong measures to protect ourselves and our customers from the proliferation of counterfeit parts. MCC strongly encourages customers to purchase MCC parts either directly from MCC or from Authorized MCC Distributors who are listed by country on our web page cited below. Products customers buy either from MCC directly or from Authorized MCC Distributors are genuine parts, have full traceability, meet MCC's quality standards for handling and storage. **MCC will not provide any warranty coverage or other assistance for parts bought from Unauthorized Sources.** MCC is committed to combat this global problem and encourage our customers to do their part in stopping this practice by buying direct or from authorized distributors.

[www.mccsemi.com](http://www.mccsemi.com)



Компания «ЭлектроПласт» предлагает заключение долгосрочных отношений при поставках импортных электронных компонентов на взаимовыгодных условиях!

Наши преимущества:

- Оперативные поставки широкого спектра электронных компонентов отечественного и импортного производства напрямую от производителей и с крупнейших мировых складов;
- Поставка более 17-ти миллионов наименований электронных компонентов;
- Поставка сложных, дефицитных, либо снятых с производства позиций;
- Оперативные сроки поставки под заказ (от 5 рабочих дней);
- Экспресс доставка в любую точку России;
- Техническая поддержка проекта, помощь в подборе аналогов, поставка прототипов;
- Система менеджмента качества сертифицирована по Международному стандарту ISO 9001;
- Лицензия ФСБ на осуществление работ с использованием сведений, составляющих государственную тайну;
- Поставка специализированных компонентов (Xilinx, Altera, Analog Devices, Intersil, Interpoint, Microsemi, Aeroflex, Peregrine, Syfer, Eurofarad, Texas Instrument, Miteq, Cobham, E2V, MA-COM, Hittite, Mini-Circuits, General Dynamics и др.);

Помимо этого, одним из направлений компании «ЭлектроПласт» является направление «Источники питания». Мы предлагаем Вам помощь Конструкторского отдела:

- Подбор оптимального решения, техническое обоснование при выборе компонента;
- Подбор аналогов;
- Консультации по применению компонента;
- Поставка образцов и прототипов;
- Техническая поддержка проекта;
- Защита от снятия компонента с производства.



#### Как с нами связаться

**Телефон:** 8 (812) 309 58 32 (многоканальный)

**Факс:** 8 (812) 320-02-42

**Электронная почта:** [org@eplast1.ru](mailto:org@eplast1.ru)

**Адрес:** 198099, г. Санкт-Петербург, ул. Калинина, дом 2, корпус 4, литера А.