



Micro Commercial Components



Micro Commercial Components
20736 Marilla Street Chatsworth
CA 91311
Phone: (818) 701-4933
Fax: (818) 701-4939

MMSZ5221B
THRU
MMSZ5259B(C)

Features

- Lead Free Finish/RoHS Compliant("P" Suffix designates RoHS Compliant. See ordering information)
Planar Die construction
Zener Voltages from 2.4V - 39V and 500mW Power Dissipation
Ideally Suited for Automated Assembly Processes

Mechanical Data

- Epoxy meets UL 94 V-0 flammability rating
Moisture Sensitivity Level 1
Halogen free available upon request by adding suffix "-HF"
Approx. Weight: 0.009 grams
Mounting Position: Any
Storage & Operating Temperature: -55°C to +150°C

Maximum Ratings @ 25°C Unless Otherwise Specified

Table with 4 columns: Parameter, Symbol, Value, Unit. Rows include Maximum Forward Voltage @ IF=10mA (VF, 0.9, V) and Power Dissipation (Notes A) (PAV, 500, mWatt).

NOTES:

A. Mounted on 5.0mm2(.013mm thick) land areas.

500 mW

Zener Diodes

2.4 to 39 Volts

SOD123

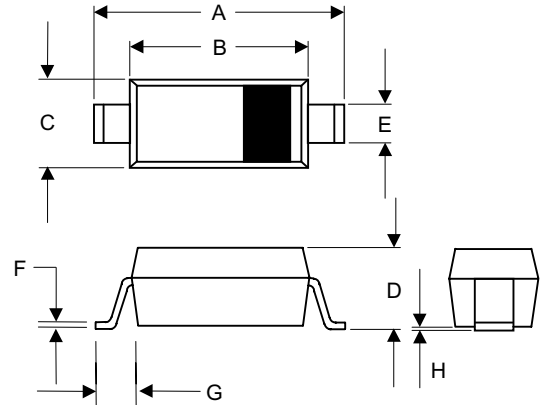
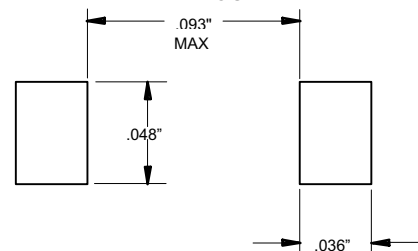


Table with 5 columns: DIM, INCHES (MIN, MAX), MM (MIN, MAX), NOTE. Lists dimensions A through H.

SUGGESTED SOLDER PAD LAYOUT



MMSZ5221B thru MMSZ5259B(C)

Electrical Characteristics @ 25°C Unless Otherwise Specified

| MCC PART NUMBER | Marking | NORMAL ZENER VOLTAGE | TEST CURRENT I _{zt} | MAXIMUM ZENER IMPEDANCE | | MAXIMUM REVERSE LEAKAGE CURRENT | | MAXIMUM ZENER VOLTAGE TEMP |
|-----------------|---------|----------------------------------|------------------------------|-----------------------------------|---|---------------------------------|---------------------------------|----------------------------|
| | | V _z @ I _{zt} | | Z _{zt} @ I _{zt} | Z _{zk} @ I _{zk} =0.25mA | I _r @ V _r | I _r @ V _r | |
| | | VOLTS | mA | OHMS | OHMS | uA | VOLTS | %/°C |
| MMSZ5221B | C1 | 2.4 | 20 | 30 | 1200 | 100 | 1.0 | -0.085 |
| MMSZ5222B | C2 | 2.5 | 20 | 30 | 1250 | 100 | 1.0 | -0.085 |
| MMSZ5223B | C3 | 2.7 | 20 | 30 | 1300 | 75 | 1.0 | -0.080 |
| MMSZ5225B | C5 | 3.0 | 20 | 29 | 1600 | 50 | 1.0 | -0.075 |
| MMSZ5226B | G1/D1 | 3.3 | 20 | 28 | 1600 | 25 | 1.0 | -0.070 |
| MMSZ5227B | G2/D2 | 3.6 | 20 | 24 | 1700 | 15 | 1.0 | -0.065 |
| MMSZ5228B | G3/D3 | 3.9 | 20 | 23 | 1900 | 10 | 1.0 | -0.060 |
| MMSZ5229B | G4/D4 | 4.3 | 20 | 22 | 2000 | 5.0 | 1.0 | ±0.055 |
| MMSZ5230B | G5/D5 | 4.7 | 20 | 19 | 1900 | 5.0 | 2.0 | ±0.030 |
| MMSZ5231B | E1 | 5.1 | 20 | 17 | 1600 | 5.0 | 2.0 | ±0.030 |
| MMSZ5232B | E2 | 5.6 | 20 | 11 | 1600 | 5.0 | 3.0 | +0.038 |
| MMSZ5233B | E3 | 6.0 | 20 | 7.0 | 1600 | 5.0 | 3.5 | +0.040 |
| MMSZ5234B | E4 | 6.2 | 20 | 7.0 | 1000 | 5.0 | 4.0 | +0.045 |
| MMSZ5235B | E5 | 6.8 | 20 | 5.0 | 750 | 3.0 | 5.0 | +0.050 |
| MMSZ5236B | F1 | 7.5 | 20 | 6.0 | 500 | 3.0 | 6.0 | +0.058 |
| MMSZ5237B | F2 | 8.2 | 20 | 8.0 | 500 | 3.0 | 6.5 | +0.062 |
| MMSZ5238B | F3 | 8.7 | 20 | 8.0 | 600 | 3.0 | 6.5 | +0.065 |
| MMSZ5239B | F4 | 9.1 | 20 | 10 | 600 | 3.0 | 7.0 | +0.068 |
| MMSZ5240B | F5 | 10 | 20 | 17 | 600 | 3.0 | 8.0 | +0.075 |
| MMSZ5241B | H1 | 11 | 20 | 22 | 600 | 2.0 | 8.4 | +0.076 |
| MMSZ5242B | H2 | 12 | 20 | 30 | 600 | 1.0 | 9.1 | +0.077 |
| MMSZ5243B | H3 | 13 | 9.5 | 13 | 600 | 0.5 | 9.9 | +0.079 |
| MMSZ5244B | H4 | 14 | 9.0 | 15 | 600 | 0.1 | 10.5 | +0.081 |
| MMSZ5245B | H5 | 15 | 8.5 | 16 | 600 | 0.1 | 11 | +0.082 |
| MMSZ5246B | J1 | 16 | 7.8 | 17 | 600 | 0.1 | 12 | +0.083 |
| MMSZ5248B | J3 | 18 | 7.0 | 21 | 600 | 0.1 | 14 | +0.085 |
| MMSZ5250B | J5 | 20 | 6.2 | 25 | 600 | 0.1 | 15 | +0.086 |
| MMSZ5251B | K1 | 22 | 5.6 | 29 | 600 | 0.1 | 17 | +0.087 |
| MMSZ5252B | K2 | 24 | 5.2 | 33 | 600 | 0.1 | 18 | +0.088 |
| MMSZ5254B | K4 | 27 | 4.6 | 41 | 600 | 0.1 | 21 | +0.090 |
| MMSZ5255B | K5 | 28 | 4.5 | 44 | 600 | 0.1 | 21 | +0.091 |
| MMSZ5256B | M1 | 30 | 4.2 | 49 | 600 | 0.1 | 23 | +0.091 |
| MMSZ5257B | M2 | 33 | 3.8 | 58 | 700 | 0.1 | 25 | +0.092 |
| MMSZ5258B | M3 | 36 | 3.4 | 70 | 700 | 0.1 | 27 | +0.093 |
| MMSZ5259B | M4 | 39 | 3.2 | 80 | 800 | 0.1 | 30 | +0.094 |

NOTE:

- Standard Zener voltage tolerance is ±5% with a "B" suffix (e.g.: MMSZ5225B), suffix "C" is ± 2% tolerance
- Specials Available Include:
 - Nominal zener voltages between the voltages shown and tighter voltage tolerances.
 - Matched sets.
- Zener Voltage (V_z) Measurement. Guarantees the zener voltage when measured at 90 seconds while maintaining the lead temperature (T_L) at 30°C, from the diode body.
- Zener Impedance (Z_z) Derivation. The zener impedance is derived from the 60 cycle ac voltage, which results when an AC current having an rms value equal to 10% of the dc zener current (I_{zt} or I_{zk}) is superimposed on I_{zt} or I_{zk}.
- Surge Current (I_r) Non-Repetitive. The rating listed in the electrical characteristics table is maximum peak, non-repetitive, reverse surge current of 1/2 square wave or equivalent sine wave pulse of 1/120 second duration superimposed on the test current, I_{zt}, per JEDEC registration; however, actual device capability is as described in Figure 5.

MMSZ5221B thru MMSZ5259B(C)

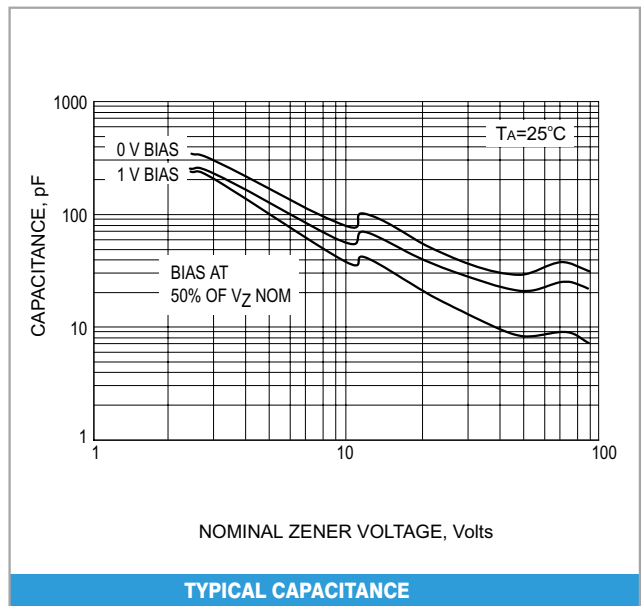
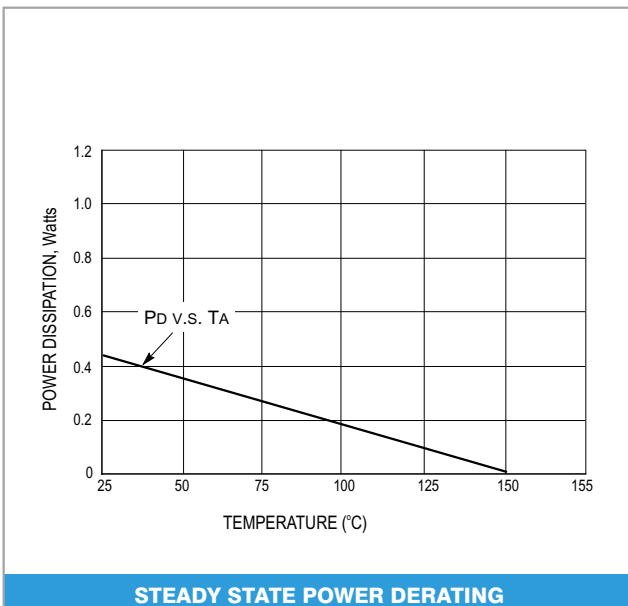
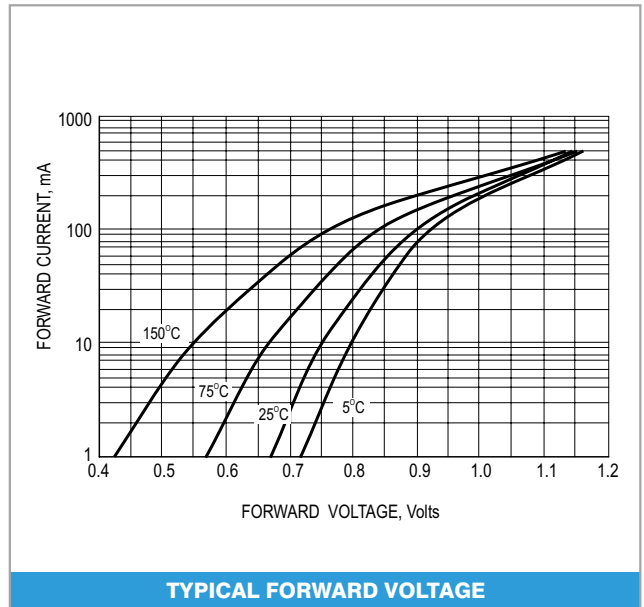
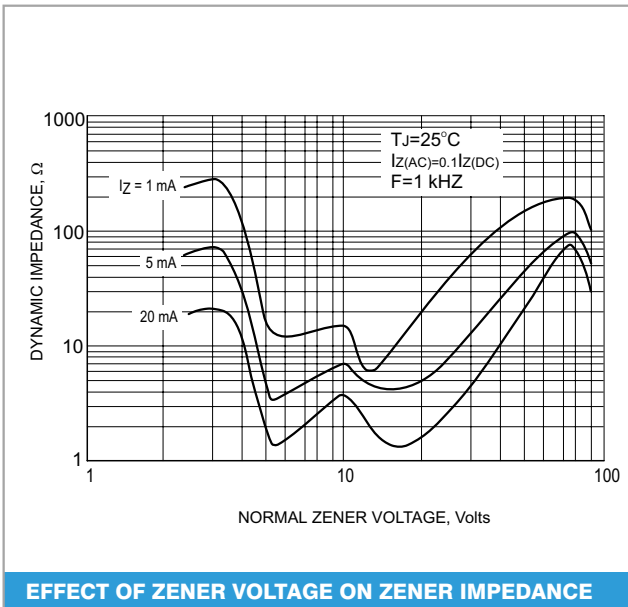
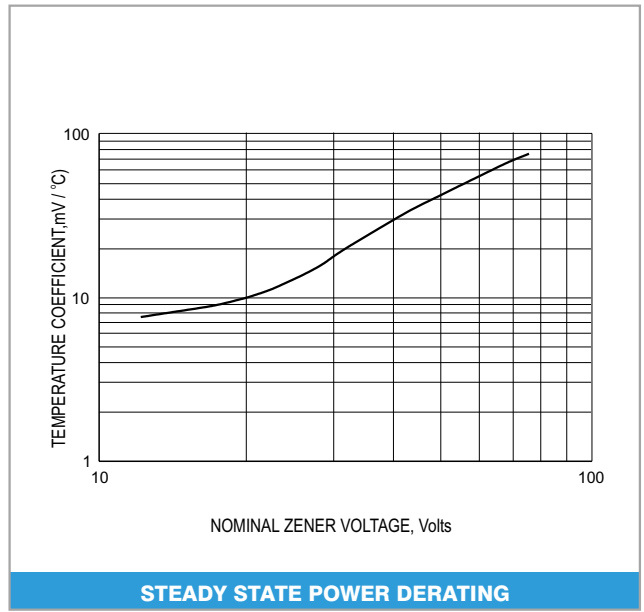
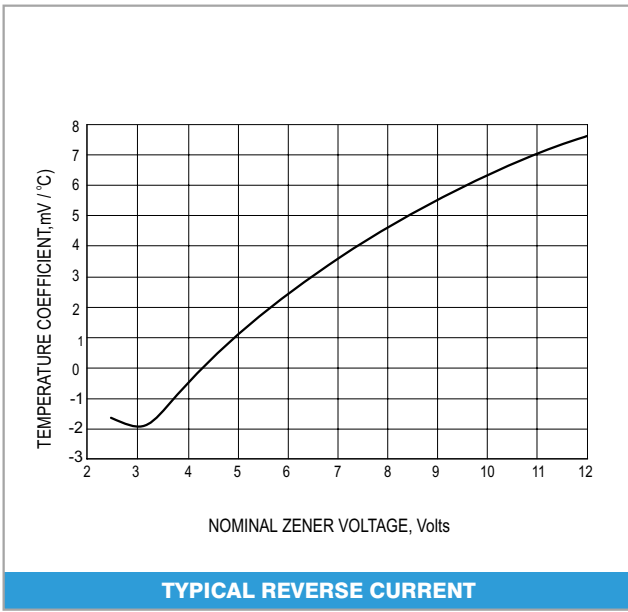
Electrical Characteristics @ 25°C Unless Otherwise Specified

| MCC PART NUMBER | Marking | NORMAL ZENER VOLTAGE | TEST CURRENT I _{zt} | MAXIMUM ZENER IMPEDANCE | | MAXIMUM REVERSE LEAKAGE CURRENT | | MAXIMUM ZENER VOLTAGE TEMP |
|-----------------|---------|----------------------------------|------------------------------|-----------------------------------|---|---------------------------------|-------|----------------------------|
| | | V _z @ I _{zt} | | Z _{zt} @ I _{zt} | Z _{zk} @ I _{zk} =0.25mA | I _r @ V _r | %/°C | |
| | | VOLTS | mA | OHMS | OHMS | uA | VOLTS | |
| MMSZ5229C | 2G4/D4 | 4.3 | 20 | 22 | 2000 | 5.0 | 1.0 | ±0.055 |
| MMSZ5230C | 2G5/D5 | 4.7 | 20 | 19 | 1900 | 5.0 | 2.0 | ±0.030 |
| MMSZ5231C | 2E1/E1 | 5.1 | 20 | 17 | 1600 | 5.0 | 2.0 | ±0.030 |
| MMSZ5232C | 2E2/E2 | 5.6 | 20 | 11 | 1600 | 5.0 | 3.0 | +0.038 |
| MMSZ5233C | 2E3/E3 | 6.0 | 20 | 7.0 | 1600 | 5.0 | 3.5 | +0.040 |
| MMSZ5234C | 2E4/E4 | 6.2 | 20 | 7.0 | 1000 | 5.0 | 4.0 | +0.045 |
| MMSZ5235C | 2E5/E5 | 6.8 | 20 | 5.0 | 750 | 3.0 | 5.0 | +0.050 |
| MMSZ5236C | 2F1/F1 | 7.5 | 20 | 6.0 | 500 | 3.0 | 6.0 | +0.058 |
| MMSZ5237C | 2F2/F2 | 8.2 | 20 | 8.0 | 500 | 3.0 | 6.0 | +0.062 |
| MMSZ5238C | 2F3/F3 | 8.7 | 20 | 8.0 | 600 | 3.0 | 6.5 | +0.065 |
| MMSZ5239C | 2F4/F4 | 9.1 | 20 | 10 | 600 | 3.0 | 6.5 | +0.068 |
| MMSZ5240C | 2F5/F5 | 10 | 20 | 17 | 600 | 3.0 | 8.0 | +0.075 |
| MMSZ5241C | 2H1/H1 | 11 | 20 | 22 | 600 | 3.0 | 8.4 | +0.076 |
| MMSZ5242C | 2H2/H2 | 12 | 20 | 30 | 600 | 2.0 | 9.1 | +0.077 |
| MMSZ5243C | 2H3/H3 | 13 | 9.5 | 13 | 600 | 1.0 | 9.9 | +0.079 |
| MMSZ5244C | 2H4/H4 | 14 | 9.0 | 15 | 600 | 0.5 | 10.5 | +0.081 |
| MMSZ5245C | 2H5/H5 | 15 | 8.5 | 16 | 600 | 0.5 | 11 | +0.082 |
| MMSZ5246C | 2J1/J1 | 16 | 7.8 | 17 | 600 | 0.1 | 12 | +0.083 |
| MMSZ5248C | 2J3/J3 | 18 | 7.0 | 21 | 600 | 0.1 | 14 | +0.085 |
| MMSZ5250C | 2J5/J5 | 20 | 6.2 | 25 | 600 | 0.1 | 15 | +0.086 |
| MMSZ5251C | 2K1/K1 | 22 | 5.6 | 29 | 600 | 0.1 | 17 | +0.087 |
| MMSZ5252C | 2K2/K2 | 24 | 5.2 | 33 | 600 | 0.1 | 18 | +0.088 |
| MMSZ5254C | 2K4/K4 | 27 | 4.6 | 41 | 600 | 0.1 | 21 | +0.090 |
| MMSZ5255C | 2K5/K5 | 28 | 4.5 | 44 | 600 | 0.1 | 21 | +0.091 |
| MMSZ5256C | 2M1/M1 | 30 | 4.2 | 49 | 600 | 0.1 | 23 | +0.091 |
| MMSZ5257C | 2M2/M2 | 33 | 3.8 | 58 | 700 | 0.1 | 25 | +0.092 |
| MMSZ5258C | 2M3/M3 | 36 | 3.4 | 70 | 700 | 0.1 | 27 | +0.093 |
| MMSZ5259C | 2M4/M4 | 39 | 3.2 | 80 | 800 | 0.1 | 30 | +0.094 |

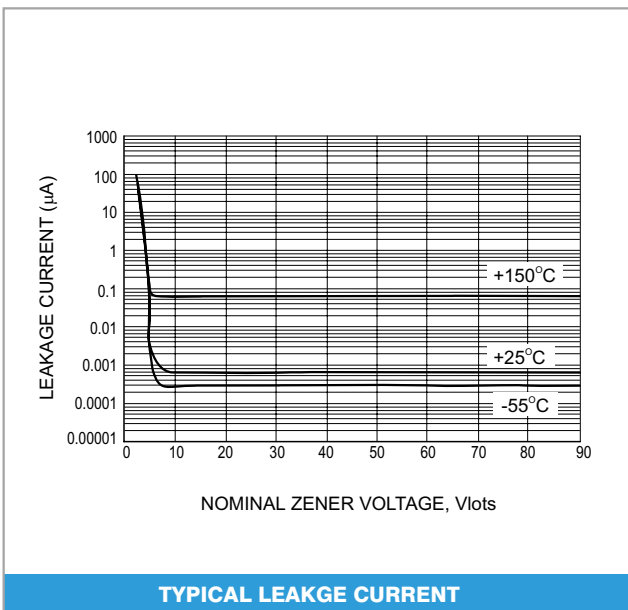
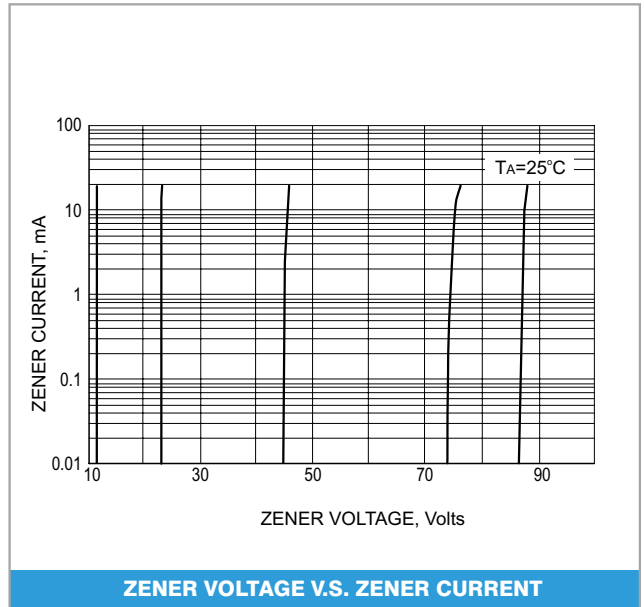
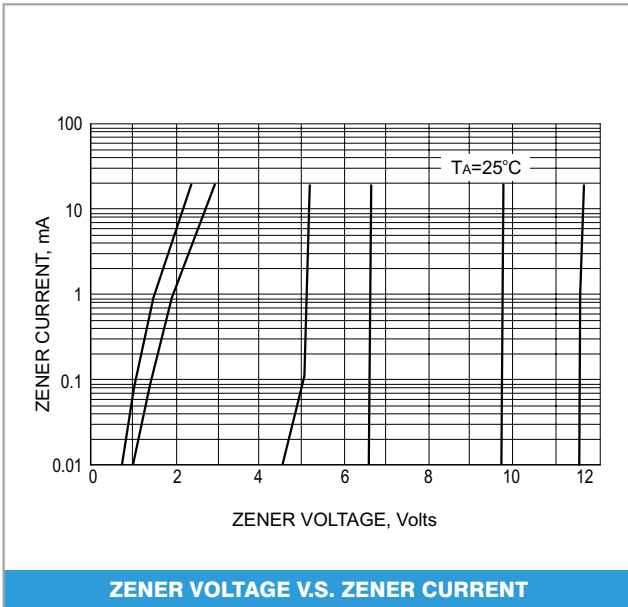
NOTE:

- Standard Zener voltage tolerance is ±5% with a "B" suffix (e.g.: MMSZ5225B), suffix "C" is ± 2% tolerance
- Specials Available Include:
 - Nominal zener voltages between the voltages shown and tighter voltage tolerances.
 - Matched sets.
- Zener Voltage (V_z) Measurement. Guarantees the zener voltage when measured at 90 seconds while maintaining the lead temperature (T_L) at 30°C, from the diode body.
- Zener Impedance (Z_z) Derivation. The zener impedance is derived from the 60 cycle ac voltage, which results when an AC current having an rms value equal to 10% of the dc zener current (I_{zt} or I_{zk}) is superimposed on I_{zt} or I_{zk}.
- Surge Current (I_r) Non-Repetitive. The rating listed in the electrical characteristics table is maximum peak, non-repetitive, reverse surge current of 1/2 square wave or equivalent sine wave pulse of 1/120 second duration superimposed on the test current, I_{zt}, per JEDEC registration; however, actual device capability is as described in Figure 5.

MMSZ5221B thru MMSZ5259B(C)



MMSZ5221B thru MMSZ5259B(C)





TM

Micro Commercial Components

Ordering Information :

| Device | Packing |
|----------------|-----------------------|
| Part Number-TP | Tape&Reel: 3Kpcs/Reel |

Note : Adding "-HF" suffix for halogen free, eg. Part Number-TP-HF

IMPORTANT NOTICE

Micro Commercial Components Corp. reserves the right to make changes without further notice to any product herein to make corrections, modifications , enhancements , improvements , or other changes . **Micro Commercial Components Corp .** does not assume any liability arising out of the application or use of any product described herein; neither does it convey any license under its patent rights ,nor the rights of others . The user of products in such applications shall assume all risks of such use and will agree to hold **Micro Commercial Components Corp .** and all the companies whose products are represented on our website, harmless against all damages.

LIFE SUPPORT

MCC's products are not authorized for use as critical components in life support devices or systems without the express written approval of Micro Commercial Components Corporation.

CUSTOMER AWARENESS

Counterfeiting of semiconductor parts is a growing problem in the industry. Micro Commercial Components (MCC) is taking strong measures to protect ourselves and our customers from the proliferation of counterfeit parts. MCC strongly encourages customers to purchase MCC parts either directly from MCC or from Authorized MCC Distributors who are listed by country on our web page cited below. Products customers buy either from MCC directly or from Authorized MCC Distributors are genuine parts, have full traceability, meet MCC's quality standards for handling and storage. **MCC will not provide any warranty coverage or other assistance for parts bought from Unauthorized Sources.** MCC is committed to combat this global problem and encourage our customers to do their part in stopping this practice by buying direct or from authorized distributors.

www.mccsemi.com



Компания «ЭлектроПласт» предлагает заключение долгосрочных отношений при поставках импортных электронных компонентов на взаимовыгодных условиях!

Наши преимущества:

- Оперативные поставки широкого спектра электронных компонентов отечественного и импортного производства напрямую от производителей и с крупнейших мировых складов;
- Поставка более 17-ти миллионов наименований электронных компонентов;
- Поставка сложных, дефицитных, либо снятых с производства позиций;
- Оперативные сроки поставки под заказ (от 5 рабочих дней);
- Экспресс доставка в любую точку России;
- Техническая поддержка проекта, помощь в подборе аналогов, поставка прототипов;
- Система менеджмента качества сертифицирована по Международному стандарту ISO 9001;
- Лицензия ФСБ на осуществление работ с использованием сведений, составляющих государственную тайну;
- Поставка специализированных компонентов (Xilinx, Altera, Analog Devices, Intersil, Interpoint, Microsemi, Aeroflex, Peregrine, Syfer, Eurofarad, Texas Instrument, Miteq, Cobham, E2V, MA-COM, Hittite, Mini-Circuits, General Dynamics и др.);

Помимо этого, одним из направлений компании «ЭлектроПласт» является направление «Источники питания». Мы предлагаем Вам помощь Конструкторского отдела:

- Подбор оптимального решения, техническое обоснование при выборе компонента;
- Подбор аналогов;
- Консультации по применению компонента;
- Поставка образцов и прототипов;
- Техническая поддержка проекта;
- Защита от снятия компонента с производства.



Как с нами связаться

Телефон: 8 (812) 309 58 32 (многоканальный)

Факс: 8 (812) 320-02-42

Электронная почта: org@eplast1.ru

Адрес: 198099, г. Санкт-Петербург, ул. Калинина, дом 2, корпус 4, литера А.