


## POWER COMBICON Plugs and Headers PC 6/... for Currents up to 41 A, 10.16 mm Pitch

---

The PC 6 plug connector features highly conductive metal alloys to offer a current carrying capacity of 41 A at a rated voltage of 1000 V. A double steel spring on the female side offers additional contact reliability especially in the case of extreme fluctuations of power or temperature.

The plugs are also available with a screw flange for vibration-proof connection to the headers, with 2 to 8 positions.

The plugs and headers are coded with the CP-HCC 4. coding profile. The self-adhesive marker cards SK 10/5 are used for labeling (see COMBICON catalog).





# PC 6/...-ST-10,16

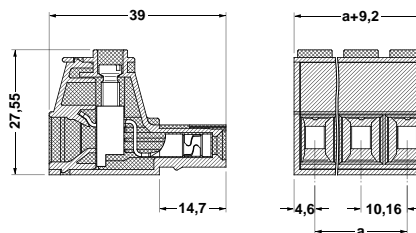
## 10.16 mm Pitch



**Note:**

COMBICON plug connectors may only be actuated in the no-load condition. If smaller loads need to be switched for operational reasons, experimental values are available on request.

Description	No. of positions	Dim. a [mm]	Type	Order No.	Pcs./Pkt.
<b>POWER COMBICON plugs,</b> 10.16 mm pitch, color: green	2	10.16	<b>PC 6/2-ST-10,16</b>	<b>19 13 50 7</b>	50
	3	20.32	<b>PC 6/3-ST-10,16</b>	<b>19 13 51 0</b>	
	4	30.48	<b>PC 6/4-ST-10,16</b>	<b>19 13 52 3</b>	
	5	40.64	<b>PC 6/5-ST-10,16</b>	<b>19 13 53 6</b>	
	6	50.80	<b>PC 6/6-ST-10,16</b>	<b>19 13 54 9</b>	
	7	60.96	<b>PC 6/7-ST-10,16</b>	<b>19 13 55 2</b>	
	8	71.12	<b>PC 6/8-ST-10,16</b>	<b>19 13 56 5</b>	
(1) <b>Coding profile</b> , is inserted into the recess on the plug and header, insulating material: red			<b>CP-HCC 4</b>	<b>16 00 02 7</b>	
(2) <b>Marker card</b> , with 10 pcs. 10-section marker strips, white, self-adhesive, for 100 terminal blocks			<b>SK 10/5</b> (see COMBICON catalog)		
(3) <b>Screwdriver</b> , blade: 1.0 x 4.0 x 100 mm, length: 200 mm			<b>SZS 1,0 x 4,0</b>	<b>12 05 06 6</b>	10
<b>Technical data</b>			see description		
Dimensions			10.16		
Pitch [mm]			-		
Hole diameter [mm]			-		
Pin dimensions [mm]x[mm]			-		
<b>Technical data in accordance with IEC/ DIN VDE</b>					
Insulating material group			I		
Surge voltage category / contamination class			III / 3 III / 2 II / 2		
Rated voltage [V]			1000 1000 1000		
Rated surge voltage [kV]			8 8 8		
Nominal current / cross section [A]/[mm <sup>2</sup> ]			41 / 6.0		
Maximum load current / cross section [A]/[mm <sup>2</sup> ]			41 / 6.0		
<b>Connection capacity</b>					
Solid / stranded / conductor sizes [mm <sup>2</sup> ]/[mm <sup>2</sup> ]/AWG			0.5 - 10.0 / 0.5 - 6.0 / 20 - 7		
Stranded with ferrule without / with plastic sleeve [mm <sup>2</sup> ]			0.5 - 6.0 / 0.5 - 6.0		
<b>Multiple connection (2 conductors with same cross section)</b>					
Solid / stranded [mm <sup>2</sup> ]			0.5 - 6.0 / 0.5 - 6.0		
Stranded with ferrule with plastic sleeve [mm <sup>2</sup> ]			0.5 - 2.5		
Stranded with TWIN ferrule with plastic sleeve [mm <sup>2</sup> ]			0.5 - 4.0		
<b>Stripping length</b> [mm]			12		
<b>Internal cylindrical gauge (IEC 60 947-1)</b>			A 5		
<b>Thread</b>			M 4		
<b>Torque</b> [Nm]			1.2 - 1.5		
<b>Insulating material</b>			PA		
Inflammability class in acc. with UL 94			V0		
<b>Approval data (UL/CUL and CSA)</b>					
Nominal voltage / current / conductor sizes UL/CUL:[V]/[A]/AWG			600 / 41 / 20 - 8		
CSA:[V]/[A]/AWG			-		





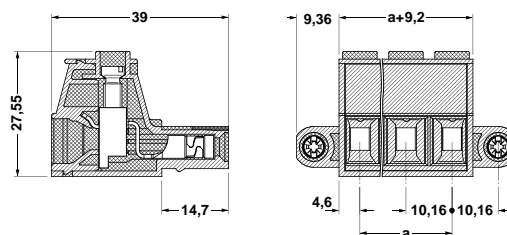
# PC 6/...-STF-10,16 with Screw Flange 10.16 mm Pitch



## HNote:


COMBICON plug connectors may only be actuated in the no-load condition. If smaller loads need to be switched for operational reasons, experimental values are available on request.

Description	No. of positions	Dim. a [mm]	Type	Order No.	Pcs./Pkt.
<b>POWER COMBICON plugs,</b> 10.16 mm pitch, color: green, with screw flange	2 3 4 5 6 7 8	10.16 20.32 30.48 40.64 50.80 60.96 71.12	<b>PC 6/2-STF-10,16</b> <b>PC 6/3-STF-10,16</b> <b>PC 6/4-STF-10,16</b> <b>PC 6/5-STF-10,16</b> <b>PC 6/6-STF-10,16</b> <b>PC 6/7-STF-10,16</b> <b>PC 6/8-STF-10,16</b>	<b>19 13 57 8</b> <b>19 13 58 1</b> <b>19 13 59 4</b> <b>19 13 60 4</b> <b>19 13 61 7</b> <b>19 13 62 0</b> <b>19 13 63 3</b>	50
(1) <b>Coding profile</b> , is inserted into the recess on the plug and header, insulating material: red			<b>CP-HCC 4</b>	<b>16 00 02 7</b>	100
(2) <b>Marker card</b> , with 10 pcs. 10-section marker strips, white, self-adhesive, for 100 terminal blocks			<b>SK 10/5</b> (see COMBICON catalog)		
(3) <b>Screwdriver</b> , blade: 1.0 x 4.0 x 100 mm, length: 200 mm			<b>SZS 1,0 x 4,0</b>	<b>12 05 06 6</b>	10
<b>Technical data</b>			see description		
Dimensions			10.16		
Pitch			-		
Hole diameter			-		
Pin dimensions			-		
<b>Technical data in accordance with IEC/ DIN VDE</b>					
Insulating material group			I		
Surge voltage category / contamination class			III / 3 III / 2 II / 2		
Rated voltage			1000 1000 1000		
Rated surge voltage			8 8 8		
Nominal current / cross section			41 / 6.0		
Maximum load current / cross section			41 / 6.0		
<b>Connection capacity</b>			0.5 - 10.0 / 0.5 - 6.0 / 20 - 7		
Solid / stranded / conductor sizes [mm <sup>2</sup> ]/[mm <sup>2</sup> ]/AWG			0.5 - 6.0 / 0.5 - 6.0		
Stranded with ferrule without / with plastic sleeve [mm <sup>2</sup> ]					
<b>Multiple connection (2 conductors with same cross section)</b>			0.5 - 6.0 / 0.5 - 6.0		
Solid / stranded [mm <sup>2</sup> ]			0.5 - 2.5		
Stranded with ferrule with plastic sleeve [mm <sup>2</sup> ]			0.5 - 4.0		
Stranded with TWIN ferrule with plastic sleeve [mm <sup>2</sup> ]					
<b>Stripping length</b>			12		
<b>Internal cylindrical gauge (IEC 60 947-1)</b>			A 5		
<b>Thread</b>			M 4		
<b>Torque</b>			1.2 - 1.5		
<b>Insulating material</b>			PA		
Inflammability class in acc. with UL 94			V0		
<b>Approval data (UL/CUL and CSA)</b>			600 / 41 / 20 - 8		
Nominal voltage / current / conductor sizes UL/CUL: [V]/[A]/AWG					
CSA: [V]/[A]/AWG			-		




# PC 6/...-G-10,16

## 10.16 mm Pitch

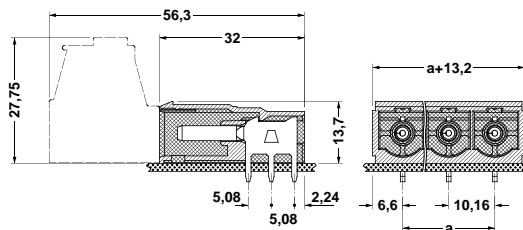
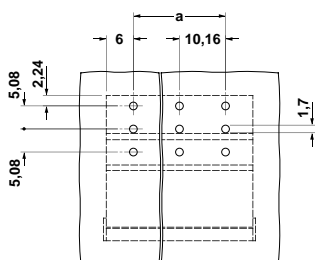


**Note:**


COMBICON plug connectors may only be actuated in the no-load condition. If smaller loads need to be switched for operational reasons, experimental values are available on request.

Description	No. of positions	Dim. a [mm]	Type	Order No.	Pcs./Pkt.
<b>POWER COMBICON headers,</b> 10.16 mm pitch, color: green, plug-in direction parallel to the PCB	2	10.16	<b>PC 6/2-G-10,16</b>	<b>19 13 64 6</b>	50
	3	20.32	<b>PC 6/3-G-10,16</b>	<b>19 13 65 9</b>	
	4	30.48	<b>PC 6/4-G-10,16</b>	<b>19 13 66 2</b>	
	5	40.64	<b>PC 6/5-G-10,16</b>	<b>19 13 67 5</b>	
	6	50.80	<b>PC 6/6-G-10,16</b>	<b>19 13 68 8</b>	
	7	60.96	<b>PC 6/7-G-10,16</b>	<b>19 13 69 1</b>	
	8	71.12	<b>PC 6/8-G-10,16</b>	<b>19 13 70 1</b>	
(1) <b>Coding profile</b> , is inserted into the recess on the plug and header, insulating material: red			<b>CP-HCC 4</b>	<b>16 00 02 7</b>	
(2) <b>Marker card</b> , with 10 pcs. 10-section marker strips, white, self-adhesive, for 100 terminal blocks			<b>SK 10/5</b> (see COMBICON catalog)		
<b>Technical data</b>			see description		
Dimensions			10.16		
Pitch			1.7		
Hole diameter			1.0 x 1.2		
Pin dimensions					
<b>Technical data in accordance with IEC/ DIN VDE</b>					
Insulating material group			I		
Surge voltage category / contamination class			III / 3		
Rated voltage			1000		
Rated surge voltage			1000		
Nominal current / cross section			8		
Maximum load current / cross section			41 / -		
<b>Connection capacity</b>					
Solid / stranded / conductor sizes			-		
Stranded with ferrule without / with plastic sleeve			-		
<b>Multiple connection (2 conductors with same cross section)</b>					
Solid / stranded			-		
Stranded with ferrule with plastic sleeve			-		
Stranded with TWIN ferrule with plastic sleeve			-		
<b>Stripping length</b>			-		
<b>Internal cylindrical gauge (IEC 60 947-1)</b>			-		
<b>Thread</b>			-		
<b>Torque</b>			-		
<b>Insulating material</b>			PA		
Inflammability class in acc. with UL 94			V0		
<b>Approval data (UL/CUL and CSA)</b>					
Nominal voltage / current / conductor sizes			300 / 41 / -		
UL/CUL:[V]/[A]/AWG			-		
CSA:[V]/[A]/AWG			-		

1) 1000 V on printed circuit board.




# PC 6/...-GF-10,16 with Threaded Flange 10.16 mm Pitch



**Note:**

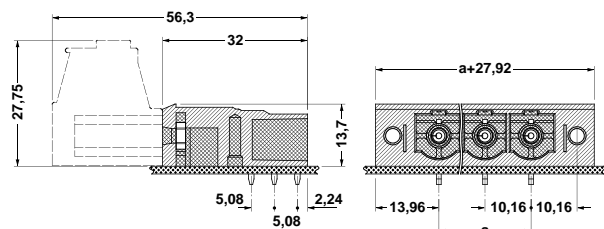
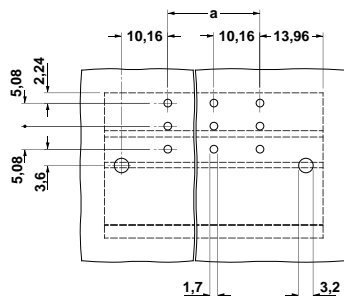
COMBICON plug connectors may only be actuated in the no-load condition. If smaller loads need to be switched for operational reasons, experimental values are available on request.

Description	No. of positions	Dim. a [mm]	Type	Order No.	Pcs./Pkt.
<b>POWER COMBICON headers,</b> 10.16 mm pitch, color: green, plug-in direction parallel to the PCB, with threaded flange	2	10.16	<b>PC 6/2-GF-10,16</b>	<b>19 13 71 4</b>	50
	3	20.32	<b>PC 6/3-GF-10,16</b>	<b>19 13 72 7</b>	
	4	30.48	<b>PC 6/4-GF-10,16</b>	<b>19 13 73 0</b>	
	5	40.64	<b>PC 6/5-GF-10,16</b>	<b>19 13 74 3</b>	
	6	50.80	<b>PC 6/6-GF-10,16</b>	<b>19 13 75 6</b>	
	7	60.96	<b>PC 6/7-GF-10,16</b>	<b>19 13 76 9</b>	
	8	71.12	<b>PC 6/8-GF-10,16</b>	<b>19 13 77 2</b>	
	(1) <b>Coding profile</b> , is inserted into the recess on the plug and header, insulating material: red			<b>CP-HCC 4</b>	
(2) <b>Marker card</b> , with 10 pcs. 10-section marker strips, white, self-adhesive, for 100 terminal blocks			<b>SK 10/5</b> (see COMBICON catalog)		

**Technical data**


Dimensions		
Pitch	[mm]	10.16
Hole diameter	[mm]	1.7
Pin dimensions	[mm]x[mm]	1.0 x 1.2
<b>Technical data in accordance with IEC/ DIN VDE</b>		
Insulating material group		-
Surge voltage category / contamination class		-/-
Rated voltage	[V]	630 <sup>1)</sup>
Rated surge voltage	[kV]	6
Nominal current / cross section	[A]/[mm <sup>2</sup> ]	41 / -
Maximum load current / cross section	[A]/[mm <sup>2</sup> ]	41 / -
<b>Connection capacity</b>		
Solid / stranded / conductor sizes	[mm <sup>2</sup> ]/[mm <sup>2</sup> ]/AWG	-
Stranded with ferrule without / with plastic sleeve	[mm <sup>2</sup> ]	-
<b>Multiple connection (2 conductors with same cross section)</b>		
Solid / stranded	[mm <sup>2</sup> ]	-
Stranded with ferrule with plastic sleeve	[mm <sup>2</sup> ]	-
Stranded with TWIN ferrule with plastic sleeve	[mm <sup>2</sup> ]	-
<b>Stripping length</b>	[mm]	-
<b>Internal cylindrical gauge (IEC 60 947-1)</b>		-
<b>Thread</b>		-
<b>Torque</b>	[Nm]	-
<b>Insulating material</b>		
Inflammability class in acc. with UL 94		PA
<b>Approval data (UL/CUL and CSA)</b>		V0
Nominal voltage / current / conductor sizes	UL/CUL:[V]/[A]/AWG CSA:[V]/[A]/AWG	300 / 41 / - -

<sup>1)</sup> 1000 V on printed circuit board.




# PCV 6/...-G-10,16

## 10.16 mm Pitch

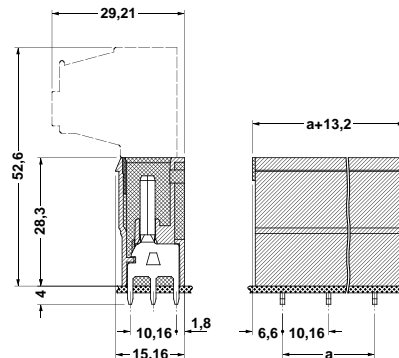
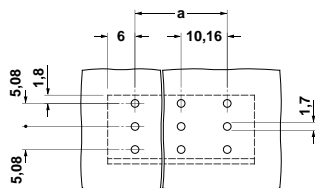


### Note:


COMBICON plug connectors may only be actuated in the no-load condition. If smaller loads need to be switched for operational reasons, experimental values are available on request.

Description	No. of positions	Dim. a [mm]	Type	Order No.	Pcs./Pkt.
<b>POWER COMBICON headers,</b> 10.16 mm pitch, color: green, plug-in direction vertical to the PCB,	2	10.16	<b>PCV 6/2-G-10,16</b>	<b>19 22 48 8</b>	50
	3	20.32	<b>PCV 6/3-G-10,16</b>	<b>19 22 49 1</b>	
	4	30.48	<b>PCV 6/4-G-10,16</b>	<b>19 22 50 1</b>	
	5	40.64	<b>PCV 6/5-G-10,16</b>	<b>19 22 51 4</b>	
	6	50.80	<b>PCV 6/6-G-10,16</b>	<b>19 22 52 7</b>	
	7	60.96	<b>PCV 6/7-G-10,16</b>	<b>19 22 53 0</b>	
	8	71.12	<b>PCV 6/8-G-10,16</b>	<b>19 22 54 3</b>	
	9	81.28	<b>PCV 6/9-G-10,16</b>	<b>19 22 55 6</b>	
(1) <b>Coding profile</b> , is inserted into the recess on the plug and header, insulating material: red			<b>CP-HCC 4</b>	<b>16 00 02 7</b>	
(2) <b>Marker card</b> , with 10 pcs. 10-section marker strips, white, self-adhesive, for 100 terminal blocks			<b>SK 10/5</b> (see COMBICON catalog)		
<b>Technical data</b>			see description		
Dimensions			see description		
Pitch		[mm]	10.16		
Hole diameter		[mm]	1.7		
Pin dimensions		[mm]x[mm]	1.0 x 1.2		
<b>Technical data in accordance with IEC/ DIN VDE</b>					
Insulating material group		-		I	
Surge voltage category / contamination class		-/-	III / 3	III / 2	II / 2
Rated voltage		[V]	630 <sup>1)</sup>	1000	1000
Rated surge voltage		[kV]	6	8	8
Nominal current / cross section		[A]/[mm <sup>2</sup> ]		41 / -	
Maximum load current / cross section		[A]/[mm <sup>2</sup> ]		41 / -	
<b>Connection capacity</b>					
Solid / stranded / conductor sizes		[mm <sup>2</sup> ]/[mm <sup>2</sup> ]/AWG		-	
Stranded with ferrule without / with plastic sleeve		[mm <sup>2</sup> ]		-	
<b>Multiple connection (2 conductors with same cross section)</b>					
Solid / stranded		[mm <sup>2</sup> ]		-	
Stranded with ferrule with plastic sleeve		[mm <sup>2</sup> ]		-	
Stranded with TWIN ferrule with plastic sleeve		[mm <sup>2</sup> ]		-	
<b>Stripping length</b>		[mm]		-	
<b>Internal cylindrical gauge (IEC 60 947-1)</b>				-	
<b>Thread</b>				-	
<b>Torque</b>		[Nm]		-	
<b>Insulating material</b>				PA	
Inflammability class in acc. with UL 94				V0	
<b>Approval data (UL/CUL and CSA)</b>					
Nominal voltage / current / conductor sizes		UL/CUL:[V]/[A]/AWG CSA:[V]/[A]/AWG		300 / 41 / -	

<sup>1)</sup> 1000 V on printed circuit board.




# PCV 6/...-GF-10,16 with Threaded Flange 10.16 mm Pitch

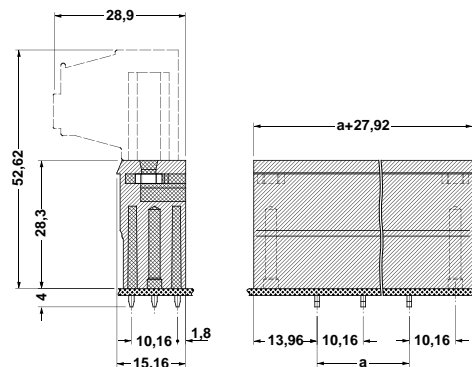
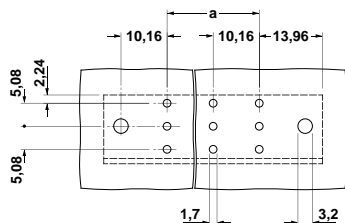


**Note:**

COMBICON plug connectors may only be actuated in the no-load condition. If smaller loads need to be switched for operational reasons, experimental values are available on request.

Description	No. of positions	Dim. a [mm]	Type	Order No.	Pcs./Pkt.
<b>POWER COMBICON headers,</b> 10.16 mm pitch, color: green, plug-in direction vertical to the PCB, with threaded flange	2	10.16	<b>PCV 6/2-GF-10,16</b>	<b>19 22 56 9</b>	50
	3	20.32	<b>PCV 6/3-GF-10,16</b>	<b>19 22 57 2</b>	
	4	30.48	<b>PCV 6/4-GF-10,16</b>	<b>19 22 58 5</b>	
	5	40.64	<b>PCV 6/5-GF-10,16</b>	<b>19 22 59 8</b>	
	6	50.80	<b>PCV 6/6-GF-10,16</b>	<b>19 22 60 8</b>	
	7	60.96	<b>PCV 6/7-GF-10,16</b>	<b>19 22 61 1</b>	
	8	71.12	<b>PCV 6/8-GF-10,16</b>	<b>19 22 62 4</b>	
	(1) <b>Coding profile</b> , is inserted into the recess on the plug and header, insulating material: red			<b>CP-HCC 4</b>	
(2) <b>Marker card</b> , with 10 pcs. 10-section marker strips, white, self-adhesive, for 100 terminal blocks			<b>SK 10/5</b> (see COMBICON catalog )		
<b>Technical data</b>			see description		
Dimensions			10.16		
Pitch [mm]			1.7		
Hole diameter [mm]			1.0 x 1.2		
Pin dimensions [mm]x[mm]					
<b>Technical data in accordance with IEC/ DIN VDE</b>					
Insulating material group			I		
Surge voltage category / contamination class			III / 3    III / 2    II / 2		
Rated voltage [V]			630 <sup>1)</sup> 1000    1000		
Rated surge voltage [kV]			6    8    8		
Nominal current / cross section [A]/[mm <sup>2</sup> ]			41 / -		
Maximum load current / cross section [A]/[mm <sup>2</sup> ]			41 / -		
<b>Connection capacity</b>					
Solid / stranded / conductor sizes [mm <sup>2</sup> ]/[mm <sup>2</sup> ]/AWG			-		
Stranded with ferrule without / with plastic sleeve [mm <sup>2</sup> ]			-		
<b>Multiple connection (2 conductors with same cross section)</b>					
Solid / stranded [mm <sup>2</sup> ]			-		
Stranded with ferrule with plastic sleeve [mm <sup>2</sup> ]			-		
Stranded with TWIN ferrule with plastic sleeve [mm <sup>2</sup> ]			-		
<b>Stripping length</b> [mm]			-		
<b>Internal cylindrical gauge (IEC 60 947-1)</b>			-		
<b>Thread</b>			-		
<b>Torque</b> [Nm]			-		
<b>Insulating material</b>			PA		
Inflammability class in acc. with UL 94			V0		
<b>Approval data (UL/CUL and CSA)</b>					
Nominal voltage / current / conductor sizes    UL/CUL:[V]/[A]/AWG    CSA:[V]/[A]/AWG			300 / 41 / -		

1) 1000 V on printed circuit board.



## POWER COMBICON Plug-In Block for Direct Mounting, 10.16 mm Pitch


---

All electronic components are pluggable and easy to maintain. The plug is not connected to the PCB, however, but vice versa.

Plug-in blocks PCU 6/...-STD-10,16 with a screw connection and vertical plug-in direction have a base plate with two mounting ears for screwing onto mounting plates or into component housings.

They are available with 2 to 9 positions and a 10.16 mm pitch.

The self-adhesive marker cards SK 10/5 are used for labeling (see COMBICON catalog)







# PCU 6/...-STD-10,16

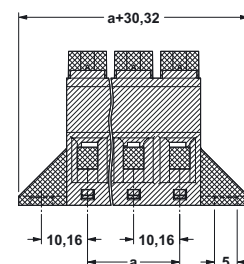
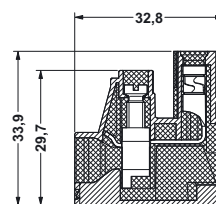
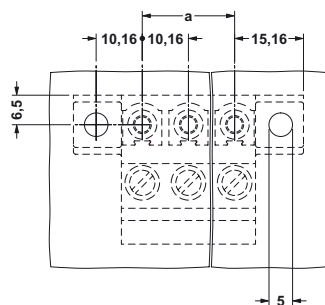
## 10.16 mm Pitch



**Note:**

COMBICON plug connectors may only be actuated in the no-load condition. If smaller loads need to be switched for operational reasons, experimental values are available on request.

Description	No. of positions	Dim. a [mm]	Type	Order No.	Pcs./Pkt.
<b>POWER COMBICON plug-in block,</b> 10.16 mm pitch, color: green	2	10.16	<b>PCU 6/2-STD-10,16</b>	<b>19 22 63 7</b>	50
	3	20.32	<b>PCU 6/3-STD-10,16</b>	<b>19 22 64 0</b>	
	4	30.48	<b>PCU 6/4-STD-10,16</b>	<b>19 22 65 3</b>	
	5	40.64	<b>PCU 6/5-STD-10,16</b>	<b>19 22 66 6</b>	
	6	50.80	<b>PCU 6/6-STD-10,16</b>	<b>19 22 67 9</b>	
	7	60.96	<b>PCU 6/7-STD-10,16</b>	<b>19 22 68 2</b>	
	8	71.12	<b>PCU 6/8-STD-10,16</b>	<b>19 22 69 5</b>	
	9	81.28	<b>PCU 6/9-STD-10,16</b>	<b>19 22 70 5</b>	
	(1) <b>Coding profile</b> , is inserted into the recess on the plug and header, insulating material: red			<b>CP-HCC 4</b>	
(2) <b>Marker card</b> , with 10 pcs. 10-section marker strips, white, self-adhesive, for 100 terminal blocks			<b>SK 10/5</b> (see COMBICON catalog)		
(3) <b>Screwdriver</b> , blade: 1.0 x 4.0 x 100 mm, length: 200 mm			<b>SZS 1,0 x 4,0</b>	<b>12 05 06 6</b>	10
<b>Technical data</b>	see description				
Dimensions	10.16				
Pitch	[mm]	-			
Hole diameter	[mm]	-			
Pin dimensions	[mm]x[mm]	-			
<b>Technical data in accordance with IEC/ DIN VDE</b>					
Insulating material group	-	I			
Surge voltage category / contamination class	-/-	III / 3	III / 2	II / 2	
Rated voltage	[V]	1000	1000	1000	
Rated surge voltage	[kV]	8	8	8	
Nominal current / cross section	[A]/[mm <sup>2</sup> ]	41 / 6.0			
Maximum load current / cross section	[A]/[mm <sup>2</sup> ]	41 / 6.0			
<b>Connection capacity</b>					
Solid / stranded / conductor sizes	[mm <sup>2</sup> ]/[mm <sup>2</sup> ]/AWG	0.5 - 10.0 / 0.5 - 6.0 / 20 - 7			
Stranded with ferrule without / with plastic sleeve	[mm <sup>2</sup> ]	0.5 - 6.0 / 0.5 - 6.0			
<b>Multiple connection (2 conductors with same cross section)</b>					
Solid / stranded	[mm <sup>2</sup> ]	0.5 - 6.0 / 0.5 - 6.0			
Stranded with ferrule with plastic sleeve	[mm <sup>2</sup> ]	0.5 - 2.5			
Stranded with TWIN ferrule with plastic sleeve	[mm <sup>2</sup> ]	0.5 - 4.0			
<b>Stripping length</b>	[mm]	12			
<b>Internal cylindrical gauge (IEC 60 947-1)</b>		A 5			
<b>Thread</b>		M 4			
<b>Torque</b>	[Nm]	1.2 - 1.5			
<b>Insulating material</b>		PA			
Inflammability class in acc. with UL 94		V0			
<b>Approval data (UL/CUL and CSA)</b>					
Nominal voltage / current / conductor sizes	UL/CUL:[V]/[A]/AWG	-			
	CSA:[V]/[A]/AWG	-			



© Phoenix Contact 01.03.02 TNR: 5099540-02 http://www.phoenixcontact.com



Компания «ЭлектроПласт» предлагает заключение долгосрочных отношений при поставках импортных электронных компонентов на взаимовыгодных условиях!

Наши преимущества:

- Оперативные поставки широкого спектра электронных компонентов отечественного и импортного производства напрямую от производителей и с крупнейших мировых складов;
- Поставка более 17-ти миллионов наименований электронных компонентов;
- Поставка сложных, дефицитных, либо снятых с производства позиций;
- Оперативные сроки поставки под заказ (от 5 рабочих дней);
- Экспресс доставка в любую точку России;
- Техническая поддержка проекта, помощь в подборе аналогов, поставка прототипов;
- Система менеджмента качества сертифицирована по Международному стандарту ISO 9001;
- Лицензия ФСБ на осуществление работ с использованием сведений, составляющих государственную тайну;
- Поставка специализированных компонентов (Xilinx, Altera, Analog Devices, Intersil, Interpoint, Microsemi, Aeroflex, Peregrine, Syfer, Eurofarad, Texas Instrument, Miteq, Cobham, E2V, MA-COM, Hittite, Mini-Circuits, General Dynamics и др.);

Помимо этого, одним из направлений компании «ЭлектроПласт» является направление «Источники питания». Мы предлагаем Вам помощь Конструкторского отдела:

- Подбор оптимального решения, техническое обоснование при выборе компонента;
- Подбор аналогов;
- Консультации по применению компонента;
- Поставка образцов и прототипов;
- Техническая поддержка проекта;
- Защита от снятия компонента с производства.



#### Как с нами связаться

**Телефон:** 8 (812) 309 58 32 (многоканальный)

**Факс:** 8 (812) 320-02-42

**Электронная почта:** [org@eplast1.ru](mailto:org@eplast1.ru)

**Адрес:** 198099, г. Санкт-Петербург, ул. Калинина, дом 2, корпус 4, литера А.