SIGN	DATE	DESCRIPTION	APPROVER
1	02.08'06	Standard spec is changed.	Marivn
2	12.01'09	Wire range changed from 1.0-2.5mm² to 0.5-2.5mm²	Kind
3	12.01'09	Operating Tem. changed from -30°~105 ° to -40°~115°	Kind
4	05/18`10	Solid wire changed from 14-22 to 14-26	Tason
5	05/18`10	Stranded wire changed from 14-22 to 14-26	Tason
6	05/18`10	Torque changed from 2.6Lb-In/0.6Nm to 2.6Lb-In/0.5Nm	Tason
7	11/22`10	The dimensional is changed from 0.95mm to 1.00mm	Tason
8	11/28`13	Update the drawing	Guoxue

THIS IS CAD DRAWING, DO NOT REVISE MANUALLY!!!

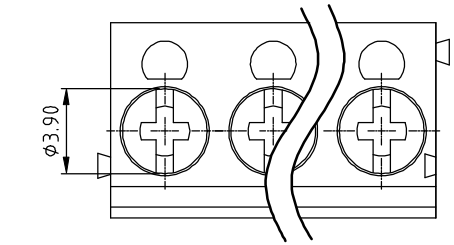

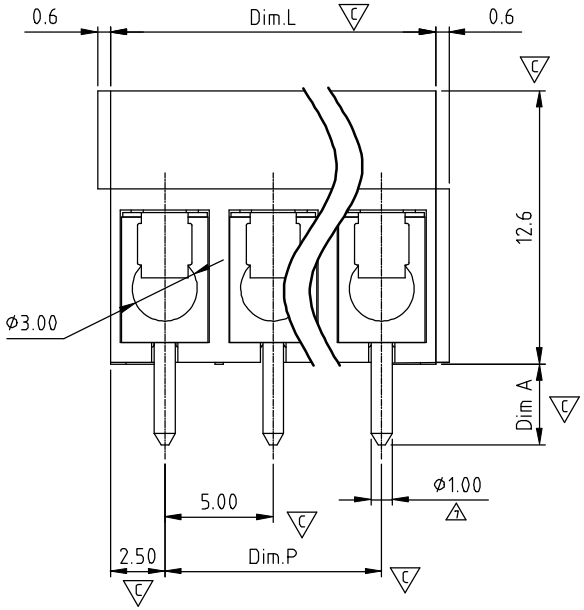

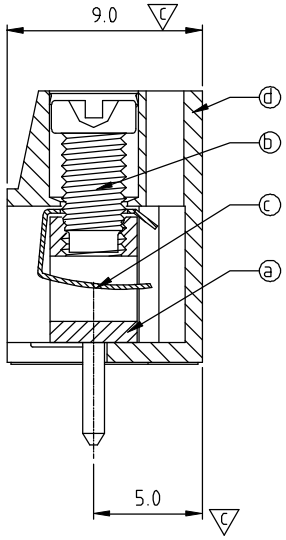

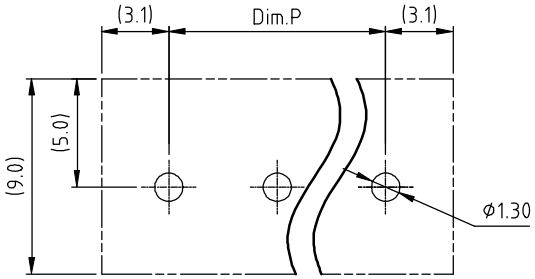

RECOMMENDED PCB LAYOUT
TOP VIEW

N = Number of poles
Dim L=Nx5.0
Dim P=(N-1)x5.0

Poles \ Dim.	Dim L	Dim P
2-6p	±0.15	±0.10
7-12p	±0.20	±0.20
13-18p	±0.30	±0.25
19-24p	±0.40	±0.30

Material

- a Terminal body : Brass(CuZn) , Tin plated
- b Terminal screw: Steel Zinc plating "-" slot type
- c Wire guard: Stainless steel
- d Terminal housing: Thermoplastic (UL94V-0)

8 1 Electrical UL/CSA/VDE

- Voltage rating: 250VAC/250VAC/250VAC
- Current rating: 16A/16A/16A
- 2 Wire range:0.5-2.5mm²
- 4 Solid wire(AWG): 14-26/14-22
- 5 Stranded wire(AWG): 14-26/14-22
- 6 Torque: 2.6Lb-In/3.5kgf.cm/0.5Nm
- Screw: M3
- Wire strip length: 6-7mm
- Withstanding Voltage: 1.5KV/1.5KV/2KV
- 3 Operating temperature: -40°C to +115°C
- 8 Soldering temperature: 260°C±5°C/5 Sec
- 8 SAFETY APPROVOL DETA:
- Critical dimension: 7

8 TA xx 00 x x xxxx G

02	2 POLES
03	3 POLES
...	...
24	24 POLES

Color

0	Black (RAL9005)
2	Red (RAL3001/D)
3	Orange(RAL2011/P)
4	Yellow(RAL1018/A)
5	Green(RAL6018/T)
6	Blue (RAL5015/A)
8	Grey(RAL7035/D)
C	Green(RAL6018/U)

Dim A

0	4.4mm
1	3.8mm
2	3.5mm

0000 Standard @ Logo
000A Standard ANY Logo
Any special item by customer request, please contact sales department.

RoHS compliant (lead<4%) In copper Alloy

ANYTEK

CUSTOMER COPY

ALL RIGHTS RESERVED. REPRODUCTION OR ISSUE TO THIRD PARTIES IN ANY FORM WHATEVER IS NOT PERMITTED WITHOUT WRITTEN AUTHORITY FROM THE PROPRIETOR. PROPERTY OF ANYTEK TECHNOLOGY CO., LTD

TITLE	TA - 5.0mm series "+/-"				
PART NO.	TAxx00xxxxxxG			DWG NO.	8TA0001
APPROVED	CHECKED	DESIGNED	DRAWN	CUST NO.	
		Guoxue 2013.12.03	Guoxue 2013.12.03	UNIT: mm	SCALE: NONE
				SHEET: 01/01	REV.: G

Tolerance	
X.	±0.50
X.X	±0.30
X.XX	±0.10
X°	±1°

SIGN	DATE	DESCRIPTION	APPROVER
1	12.01'09	Wire range changed from 1.0-2.5mm² to 0.5-2.5mm²	Kind
2	12.01'09	Operating Tem. changed from -30°~105 ° to -40°~115°	Kind
3	05/18`10	Solid wire changed from 14-22 to 14-26	Tason
4	05/18`10	Stranded wire changed from 14-22 to 14-26	Tason
5	05/18`10	Torque changed from 2.6Lb-In/0.6Nm to 2.6Lb-In/0.5Nm	Tason
7	02/21`13	update the drawing	Guoxue
8	02/21`13	update the drawing	Guoxue
9	11/28`13	update the drawing	Guoxue

THIS IS CAD DRAWING, DO NOT REVISE MANUALLY!!!

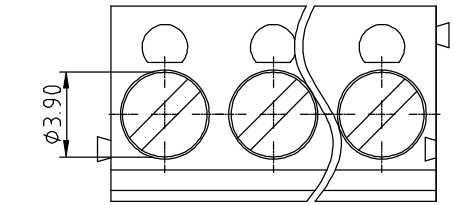

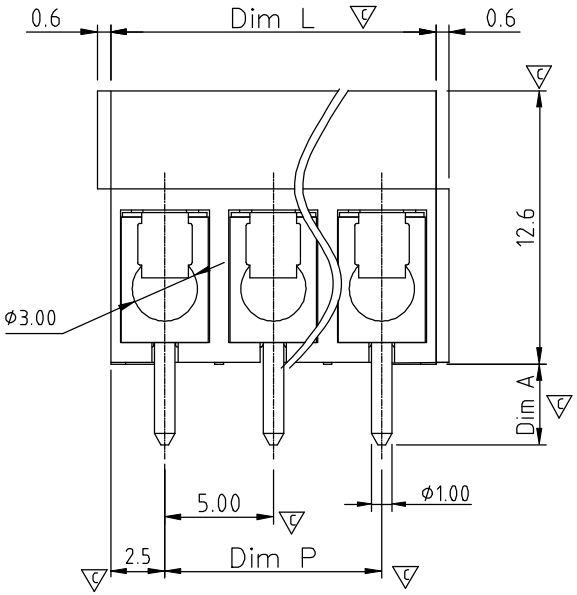

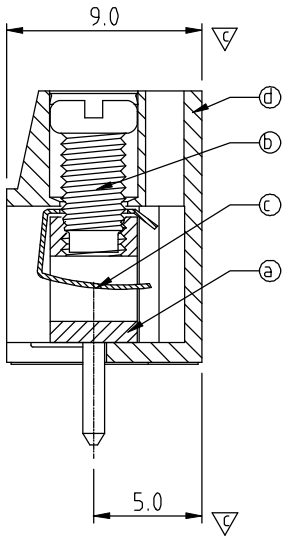

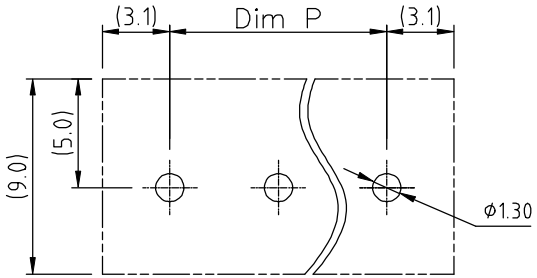

RECOMMENDED PCB LAYOUT

TOP VIEW

Material

- a Terminal body : Brass(CuZn) , Tin plated
- b Terminal screw: Steel Zinc plating "-" slot type
- c Wire guard: Stainless steel
- d Terminal housing: Thermoplastic (UL94V-0)

9 Electrical UL/CSA/VDE

- Voltage rating: 250VAC/250VAC/250VAC
- Current rating: 16A/16A/16A
- 1 Wire range:0.5-2.5mm²
- 3 Solid wire(AWG): 14-26/14-22
- 4 Stranded wire(AWG): 14-26/14-22
- 5 Torque: 2.6Lb-In/3.5kgf.cm/0.5Nm
- Screw: M3
- Wire strip length: 6-7mm
- Withstanding Voltage: 1.5KV/1.5KV/2KV
- 2 Operating temperature: -40°C to +115°C
- 7 Soldering temperature: 260°C±5°C/5 Sec
- 9 SAFETY APPROVOL DETA:
- Critical dimension: c

G RoHS compliant (lead<4%) In copper Alloy

9 8 TA xx 01 x x xxxx G

02 2 POLES
03 3 POLES
... ...
24 24 POLES

Color
0 Black (RAL9005)
2 Red (RAL3001/D)
3 Orange(RAL2011/P)
4 Yellow(RAL1018/A)
5 Green(RAL6018/T)
6 Blue (RAL5015/A)
8 Grey(RAL7035/D)
C Green(RAL6018/U)

Dim A
0 4.4mm
1 3.8mm
2 3.5mm

0000 Standard @ Logo
000A Standard ANY Logo
Any special item by customer request, please contact sales department.

N = Number of poles
Dim L=Nx5.0
Dim P=(N-1)x5.0

	Dim L	Dim P
2-6p	±0.15	±0.10
7-12p	±0.20	±0.20
13-18p	±0.30	±0.25
19-24p	±0.40	±0.30

ANYTEK

CUSTOMER COPY

ALL RIGHTS RESERVED. REPRODUCTION OR ISSUE TO THIRD PARTIES IN ANY FORM WHATEVER IS NOT PERMITTED WITHOUT WRITTEN AUTHORITY FROM THE PROPRIETOR. PROPERTY OF ANYTEK TECHNOLOGY CO., LTD

TITLE	TA - 5.0mm series "-"				
PART NO.	TAxx01xxxxxxG			DWG NO.	8TA0011
APPROVED	CHECKED	DESIGNED	DRAWN	CUST NO.	
		Guoxue 2013.12.03	Guoxue 2013.12.03	UNIT: mm	SCALE: NONE
				SHEET: 01/01	REV.: F

Tolerance: X. ±0.50; X.X ±0.30; X.XX ±0.10; X° ±1°

Компания «ЭлектроПласт» предлагает заключение долгосрочных отношений при поставках импортных электронных компонентов на взаимовыгодных условиях!

Наши преимущества:

- Оперативные поставки широкого спектра электронных компонентов отечественного и импортного производства напрямую от производителей и с крупнейших мировых складов;
- Поставка более 17-ти миллионов наименований электронных компонентов;
- Поставка сложных, дефицитных, либо снятых с производства позиций;
- Оперативные сроки поставки под заказ (от 5 рабочих дней);
- Экспресс доставка в любую точку России;
- Техническая поддержка проекта, помощь в подборе аналогов, поставка прототипов;
- Система менеджмента качества сертифицирована по Международному стандарту ISO 9001;
- Лицензия ФСБ на осуществление работ с использованием сведений, составляющих государственную тайну;
- Поставка специализированных компонентов (Xilinx, Altera, Analog Devices, Intersil, Interpoint, Microsemi, Aeroflex, Peregrine, Syfer, Eurofarad, Texas Instrument, Miteq, Cobham, E2V, MA-COM, Hittite, Mini-Circuits,General Dynamics и др.);

Помимо этого, одним из направлений компании «ЭлектроПласт» является направление «Источники питания». Мы предлагаем Вам помощь Конструкторского отдела:

- Подбор оптимального решения, техническое обоснование при выборе компонента;
- Подбор аналогов;
- Консультации по применению компонента;
- Поставка образцов и прототипов;
- Техническая поддержка проекта;
- Защита от снятия компонента с производства.

Как с нами связаться

Телефон: 8 (812) 309 58 32 (многоканальный)
Факс: 8 (812) 320-02-42
Электронная почта: org@eplast1.ru
Адрес: 198099, г. Санкт-Петербург, ул. Калинина, дом 2, корпус 4, литера А.