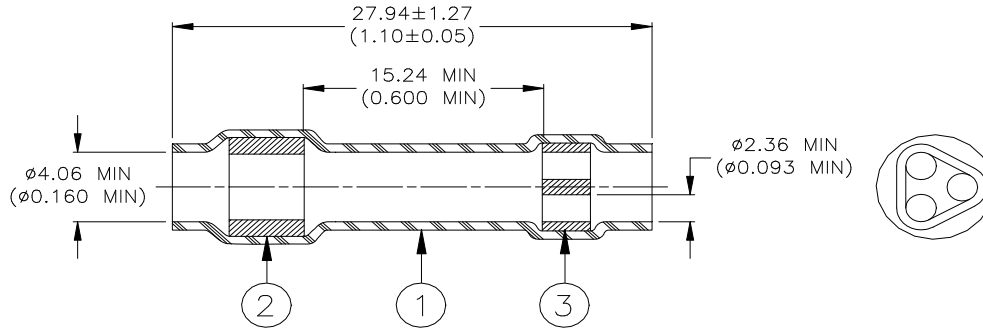
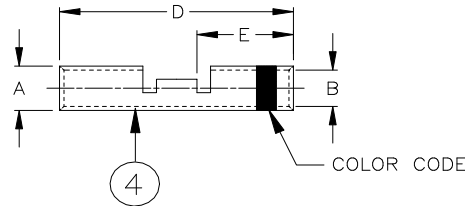


CUSTOMER DRAWING



ITEM #1: SEALING SLEEVE



ITEM #2: CRIMP SPLICE

MATERIALS

1. INSULATION SLEEVE: Heat-shrinkable, transparent blue, radiation cross-linked modified polyvinylidene fluoride.
2. SINGLE-WIRE SEAL: Low outgassing immersion resistant thermoplastic fluoroelastomer. Color: BLUE.
3. INTEGRAL-WIRE SEAL: Low outgassing immersion resistant thermoplastic fluoroelastomer. Color: BLUE.
4. CRIMP SPLICE: Base metal: Copper Alloy 101 or 102 per ASTM B-75.
Plating: Tin per MIL-T-10727, Type 1.
Color code: See table below.

Dimensions of Crimp Splice :

Part Name	Prod. Rev.	Size	Crimp Splice				Color Code
			ØA	ØB	D	E	
D-436-52	C	16	2.69 (0.106)	1.75 (0.069)	14.86 (0.585)	7.11 (0.280)	Blue
			2.56 (0.101)	1.63 (0.064)	14.35 (0.565)	6.60 (0.260)	
D-436-53	C	12	3.91 (0.154)	2.59 (0.102)	14.86 (0.585)	7.11 (0.280)	Yellow
			3.73 (0.147)	2.46 (0.097)	14.35 (0.565)	6.60 (0.260)	

Installation Data:

Splicer Size	Wire Size Range of Crimp Splice					
	One Wire		Two wires		Three wires	
	Minimum	Maximum	Minimum	Maximum	Minimum	Maximum
16	20	16	24	20	24	22
12	16	12	22	16	22	18

		Raychem Devices	TITLE : IN-LINE SPLICE SEALING SYSTEM, 2 OR 3 TO 1 SPLICE: Tin Plated, Color Coded, with Inspection Slots			
UNLESS OTHERWISE SPECIFIED DIMENSIONS ARE IN MILLIMETERS. INCHES DIMENSIONS ARE BETWEEN BRACKETS.			DOCUMENT NO. : D-436-52/-53			
TOLERANCES: 0.00 N/A 0.0 N/A 0 N/A	ANGLES: N/A ROUGHNESS IN MICRON	TE CONNECTIVITY (TE) RESERVES THE RIGHT TO CHANGE THIS DRAWING AT ANYTIME. USER SHOULD EVALUATE THE SUITABILITY OF THE PRODUCT FOR THEIR APPLICATION.	DATE: June 26, 2015	REVISION: C		
DRAWN BY: M. FORONDA	ECO APPROVED: L. RODRIGUEZ	ECO NUMBER: 15-009842	SCALE: None	SIZE: A	SHEET: 1 of 2	

©2015 TE CONNECTIVITY LTD. FAMILY OF COMPANIES. ALL RIGHT RESERVED.

If this document is printed it becomes uncontrolled. Check for the latest revision.

CUSTOMER DRAWING

APPLICATION

1. These parts are designed to provide an immersion resistant in-line splices of 2 or 3 to 1 wires falling within the size range listed on sheet 1, having insulations rated for at least 135°C.
2. Parts are available only as an assembly of one of each Item #1 and Item #2.
3. Parts are to be installed per Thermofit Assembly Procedure, see below.
4. Inside diameter and outside diameter of splice are to be measured in crimp areas, 2.54 to 5.08 (0.100 to 0.200) from ends of part. Slight burr permitted on parted surfaces.
5. Acceptance sampling shall be in accordance with Paragraph 4.6.1 of MIL-T-7928.
6. Packing and packaging shall be in accordance with Section 5, Level C, of MIL-T-7928.
7. This document takes precedence over documents referenced herein.

THERMOFIT ASSEMBLY PROCEDURE

1.0 SCOPE


This document outlines the procedure to be followed to obtain immersion resistant 3 or 2 to 1 in-line splices using Thermofit In-Line Splice Sealing System D-436-52/-53.

2.0 PROCEDURE:

- a) Strip all wires 7.92 (0.312) to 8.74 (0.344).
- b) Attach the single lead to the appropriate size crimp splice using a Raychem AD-1377 Crimp Tool.
- c) Pass the wires to be attached to other barrel through the sealing sleeve from the three-hole insert end.
- d) Insert wires into barrel and crimp. Care must be taken that the wires remain untwisted between the crimp splice and the three wire seal or the sealing sleeve cannot be positioned properly.
- e) Apply heat, using the recommended heat source, first to the three-hole insert and then the other. Heat should be applied until insert melts and flows axially along the wires.

3.0 RECOMMENDED RAYCHEM HEATING TOOLS

<i>Heater</i>	<i>Reflector</i>
Thermogun #500A	TG-14
Shop Air Heater #CV-4504	991180
Mini-Gun #CV-5300	991319

 TE Connectivity		Raychem Devices	TITLE : IN-LINE SPLICE SEALING SYSTEM, 2 OR 3 TO 1 SPLICE: Tin Plated, Color Coded, with Inspection Slots		
UNLESS OTHERWISE SPECIFIED DIMENSIONS ARE IN MILLIMETERS. INCHES DIMENSIONS ARE BETWEEN BRACKETS.			DOCUMENT NO. : D-436-52/-53		
TOLERANCES: 0.00 N/A 0.0 N/A 0 N/A	ANGLES: N/A ROUGHNESS IN MICRON	TE CONNECTIVITY (TE) RESERVES THE RIGHT TO CHANGE THIS DRAWING AT ANYTIME. USER SHOULD EVALUATE THE SUITABILITY OF THE PRODUCT FOR THEIR APPLICATION.	DATE: June 26, 2015	REVISION: C	
DRAWN BY: M. FORONDA	ECO APPROVED: L. RODRIGUEZ	ECO NUMBER: 15-009842	SCALE: None	SIZE: A	SHEET: 2 of 2

©2015 TE CONNECTIVITY LTD. FAMILY OF COMPANIES. ALL RIGHT RESERVED.

If this document is printed it becomes uncontrolled. Check for the latest revision.



Компания «ЭлектроПласт» предлагает заключение долгосрочных отношений при поставках импортных электронных компонентов на взаимовыгодных условиях!

Наши преимущества:

- Оперативные поставки широкого спектра электронных компонентов отечественного и импортного производства напрямую от производителей и с крупнейших мировых складов;
- Поставка более 17-ти миллионов наименований электронных компонентов;
- Поставка сложных, дефицитных, либо снятых с производства позиций;
- Оперативные сроки поставки под заказ (от 5 рабочих дней);
- Экспресс доставка в любую точку России;
- Техническая поддержка проекта, помощь в подборе аналогов, поставка прототипов;
- Система менеджмента качества сертифицирована по Международному стандарту ISO 9001;
- Лицензия ФСБ на осуществление работ с использованием сведений, составляющих государственную тайну;
- Поставка специализированных компонентов (Xilinx, Altera, Analog Devices, Intersil, Interpoint, Microsemi, Aeroflex, Peregrine, Syfer, Eurofarad, Texas Instrument, Miteq, Cobham, E2V, MA-COM, Hittite, Mini-Circuits, General Dynamics и др.);

Помимо этого, одним из направлений компании «ЭлектроПласт» является направление «Источники питания». Мы предлагаем Вам помощь Конструкторского отдела:

- Подбор оптимального решения, техническое обоснование при выборе компонента;
- Подбор аналогов;
- Консультации по применению компонента;
- Поставка образцов и прототипов;
- Техническая поддержка проекта;
- Защита от снятия компонента с производства.



Как с нами связаться

Телефон: 8 (812) 309 58 32 (многоканальный)

Факс: 8 (812) 320-02-42

Электронная почта: org@eplast1.ru

Адрес: 198099, г. Санкт-Петербург, ул. Калинина, дом 2, корпус 4, литера А.