


# SSL - Cable Plug



## Series 9159



The 9159 series of Board-to-Board interconnect system allows two PCB's to be mated end-to-end creating strips of LED lighting. Designed specifically for the unique Solid State Lighting (SSL) market requiring coplanar (horizontal-to-horizontal) PCB mating with a 5 Amp current rating in the smallest package available. The cabled plug was developed to bring power and signals onto the PCB's while keeping the same board level interface. This allows the designer to build a single PCB with a receptacle on one end and a plug on the other end to minimize cost and inventory. Regardless of where the PCB is used in the system, the cabled plug connector will then create the connection to the outside world. The optional latch can be inserted into the plug housing to assure positive attachment to the PCB in harsh environments without having to change the PCB connector.

Additional components in the 9159 product family include:

- SSL - Horizontal Plug; Standard 2-Piece solution (10-9159)
- SSL - Horizontal Socket; Standard 2-Piece solution (20-9159)
- SSL - Top Load Socket; ZIF style for field reparability (22-9159)
- SSL - Shorting Socket; Two position (58-9159)
- SSL - Retaining Clip; Latches BTB connectors together (80-9159)

### APPLICATIONS

- Provided Wire-to-Board capabilities to standard 9159 2-Piece connector system
- Application Notes; refer to 201-01-123

### FEATURES AND BENEFITS

- Mates with standard horizontal socket; no need to change any connectors
- 5 Amp current rating; exceeds general market needs
- Wires are soldered into connector with tie wrap strain relief; simplicity
- Optional latch; provides positive attachment to PCB connector
- Available in white; supports SSL market preferences

### ELECTRICAL

- Current Rating: 5 Amps / Contact
- Voltage Rating: 125 VAC

### ENVIRONMENTAL

- Operating Temperature: -40°C to +125°C

### MECHANICAL

- Insulator Material: Nylon: VL94VO
- Contact Material: BeCu / Phos Bronze
- Plating: Gold / Tin over Nickel
- Durability: 10 Cycles

### HOW TO ORDER

<p><b>11</b></p> <p>Prefix</p> <p>Wire Plug Soldered Terminations</p>	<p><b>9159</b></p> <p>Series</p>	<p><b>XXX</b></p> <p>Number of Ways</p> <table border="1"> <thead> <tr> <th>Code</th> <th>No of Ways</th> <th>Details</th> </tr> </thead> <tbody> <tr> <td>002</td> <td>2</td> <td>Page 10</td> </tr> <tr> <td>003</td> <td>3</td> <td>Page 11</td> </tr> <tr> <td>004</td> <td>4</td> <td>Page 12</td> </tr> <tr> <td>005</td> <td>5</td> <td>Page 13</td> </tr> <tr> <td>006</td> <td>6</td> <td>Page 14</td> </tr> </tbody> </table> <p><b>Optional Cover</b> See page 15 for ordering code</p> <p><b>Optional Latch</b> See page 16 for ordering code</p>	Code	No of Ways	Details	002	2	Page 10	003	3	Page 11	004	4	Page 12	005	5	Page 13	006	6	Page 14	<p><b>1</b></p> <p>2 Part PCB Strip Connector</p>	<p><b>01</b></p> <p>Connector Pitch</p> <p>01 = 3mm</p>	<p><b>X</b></p> <p>Color Options</p> <table border="1"> <thead> <tr> <th>Code</th> <th>Color</th> <th>Application</th> </tr> </thead> <tbody> <tr> <td>0</td> <td>Black</td> <td>Industrial</td> </tr> <tr> <td>1</td> <td>White</td> <td>Lighting</td> </tr> </tbody> </table>	Code	Color	Application	0	Black	Industrial	1	White	Lighting	<p><b>16</b></p> <p>Plating Option</p> <table border="1"> <thead> <tr> <th>Code</th> <th>Contact</th> </tr> </thead> <tbody> <tr> <td>16</td> <td>Gold in Contact Area Tin on Solder Tail</td> </tr> </tbody> </table>	Code	Contact	16	Gold in Contact Area Tin on Solder Tail
Code	No of Ways	Details																																			
002	2	Page 10																																			
003	3	Page 11																																			
004	4	Page 12																																			
005	5	Page 13																																			
006	6	Page 14																																			
Code	Color	Application																																			
0	Black	Industrial																																			
1	White	Lighting																																			
Code	Contact																																				
16	Gold in Contact Area Tin on Solder Tail																																				

NOTES: Connectors are supplied with cable ties (see page 17).  
Covers/Latches are sold separately (see pages 15-16 for ordering codes).

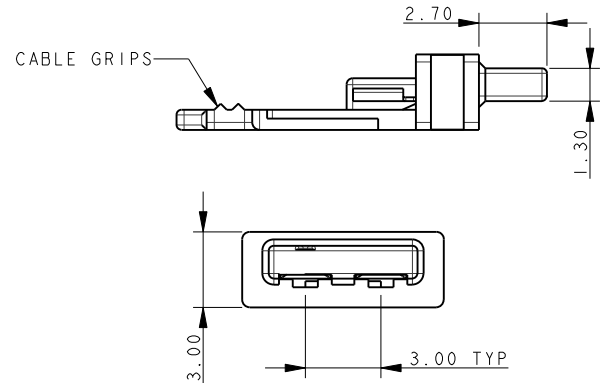
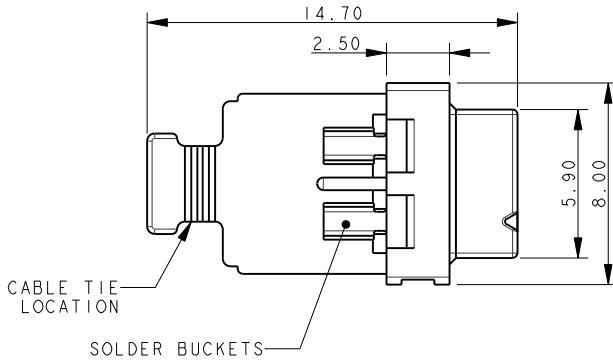


# SSL - Cable Plug



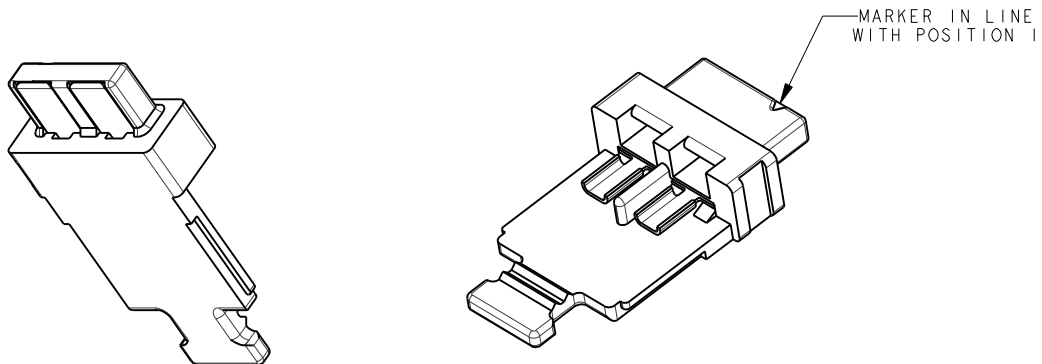
Series 9159

## PLUG WIRED 2 WAY 2 PART 9159 LIGHTING CONNECTOR

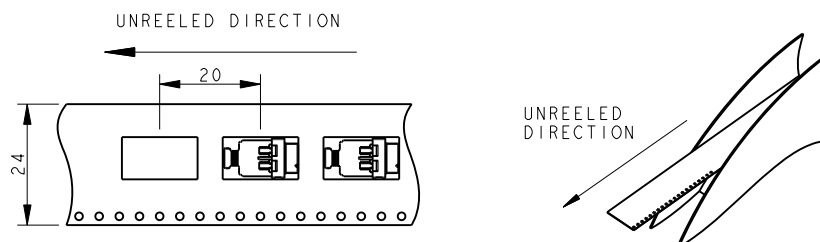


### NOTES:

1. FOR MORE INFORMATION REFER TO PRODUCT SPEC 201-01-119.
2. CABLE TIE SUPPLIED FOR WIRE RETENTION, ATTACHED TO EACH REEL. SPARES CAN BE ORDERED, REFER TO PAGE 17.
3. DIMENSIONS ARE REFERENCE DIMENSIONS UNLESS TOLERANCED.
4. INSULATOR MATERIAL: NYLON 46. COLOR REFER TO PAGE 9.
5. CONTACT MATERIAL: COPPER ALLOY, SELECTIVE GOLD OVER NICKEL TIN PLATED ON TAILS.
6. PACKING IN TAPE AND REEL, QUANTITY PER REEL 700.
7. FOR ACCESSORY COVERS AND LATCHES REFER TO PAGES 15 AND 16.



## PACKING DETAILS CABLE TIES SUPPLIED WITH EACH REEL

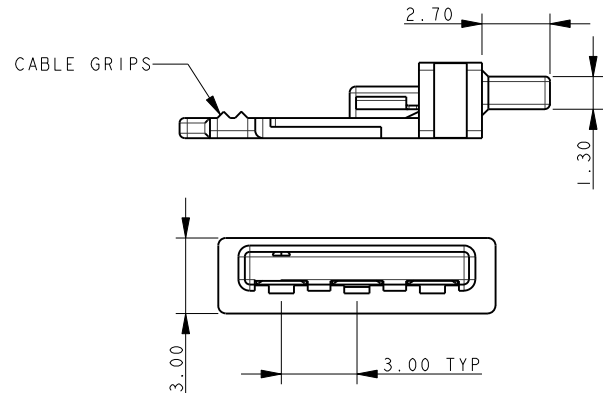
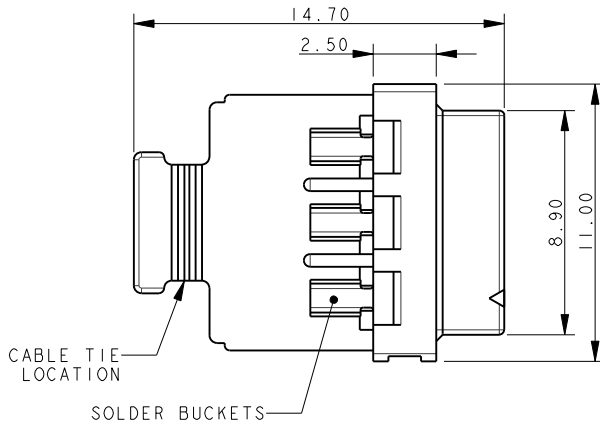


# SSL - Cable Plug



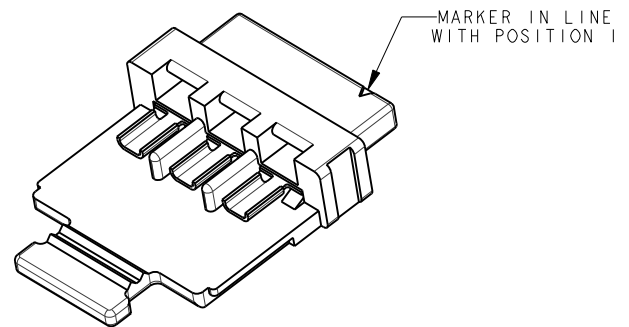
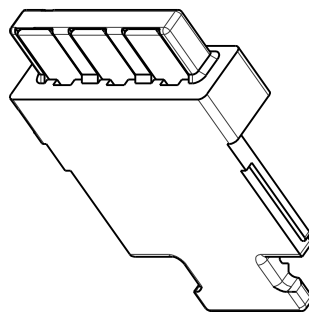
Series 9159

## PLUG WIRED 3 WAY 2 PART 9159 LIGHTING CONNECTOR


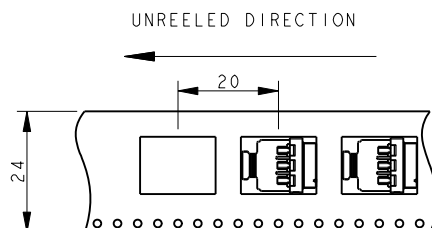


### NOTES:

1. FOR MORE INFORMATION REFER TO PRODUCT SPEC 201-01-119.
2. CABLE TIE SUPPLIED FOR WIRE RETENTION, ATTACHED TO EACH REEL. SPARES CAN BE ORDERED, REFER TO PAGE 17.
3. DIMENSIONS ARE REFERENCE DIMENSIONS UNLESS TOLERANCED.
4. INSULATOR MATERIAL: NYLON 46. COLOR REFER TO PAGE 9.
5. CONTACT MATERIAL: COPPER ALLOY, SELECTIVE GOLD OVER NICKEL TIN PLATED ON TAILS.
6. PACKING IN TAPE AND REEL, QUANTITY PER REEL 700.
7. FOR ACCESSORY COVERS AND LATCHES REFER TO PAGES 15 AND 16.



## PACKING DETAILS CABLE TIES SUPPLIED WITH EACH REEL

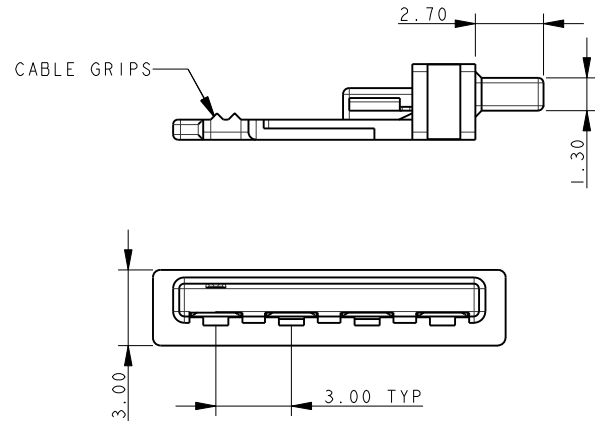
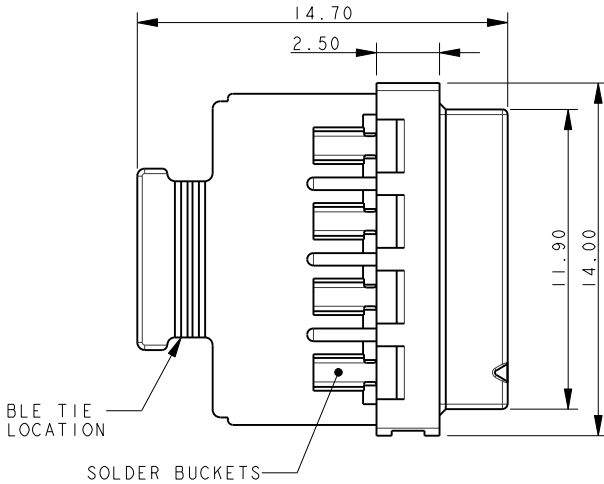


# SSL - Cable Plug

Series 9159

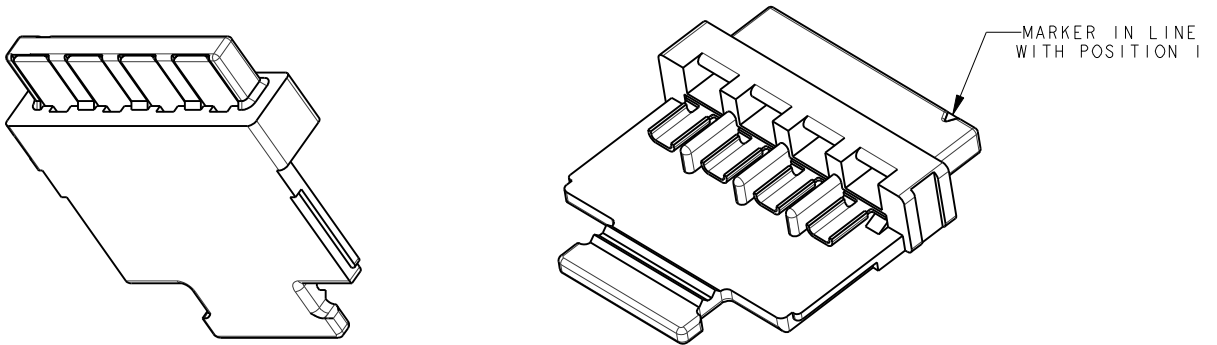


## PLUG WIRED 4 WAY 2 PART 9159 LIGHTING CONNECTOR

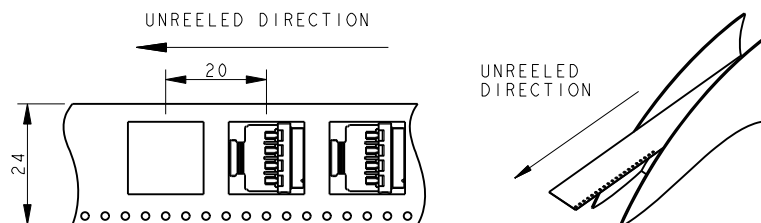


### NOTES:

1. FOR MORE INFORMATION REFER TO PRODUCT SPEC 201-01-119.
2. CABLE TIE SUPPLIED FOR WIRE RETENTION, ATTACHED TO EACH REEL. SPARES CAN BE ORDERED, REFER TO PAGE 17.
3. DIMENSIONS ARE REFERENCE DIMENSIONS UNLESS TOLERANCED.
4. INSULATOR MATERIAL: NYLON 46. COLOR REFER TO PAGE 9.
5. CONTACT MATERIAL: COPPER ALLOY, SELECTIVE GOLD OVER NICKEL TIN PLATED ON TAILS.
6. PACKING IN TAPE AND REEL, QUANTITY PER REEL 700.
7. FOR ACCESSORY COVERS AND LATCHES REFER TO PAGES 15 AND 16.



## PACKING DETAILS CABLE TIES SUPPLIED WITH EACH REEL

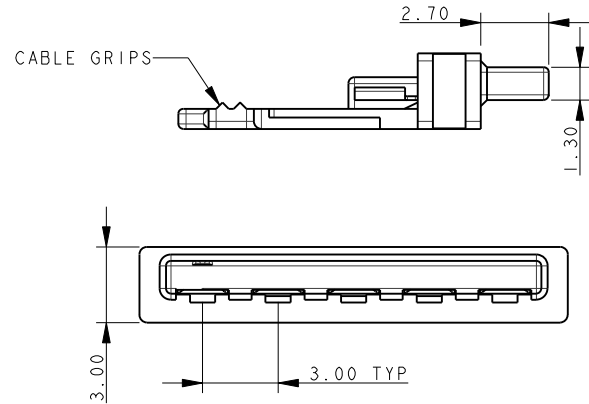
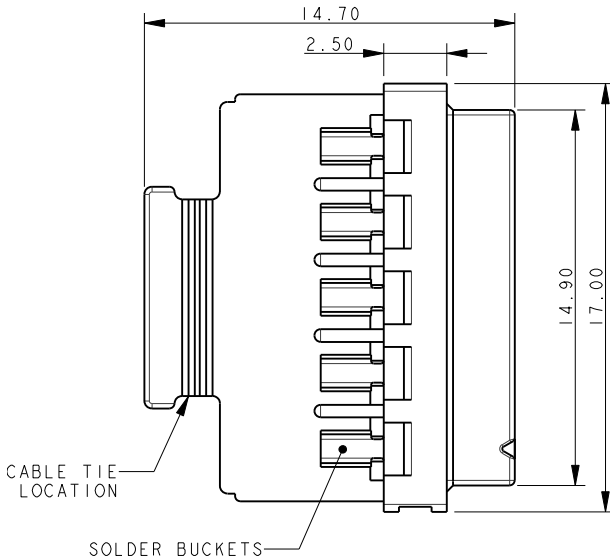


# SSL - Cable Plug

Series 9159

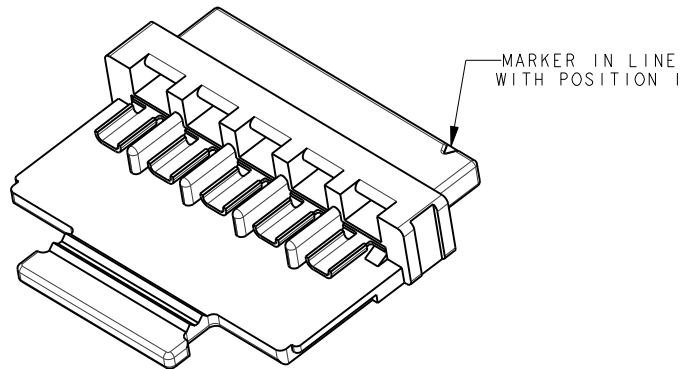
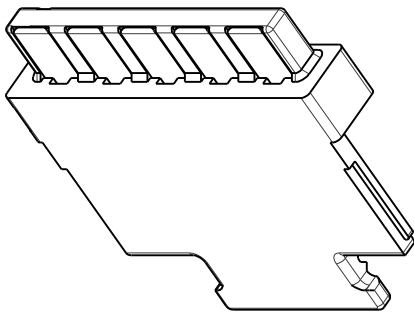


## PLUG WIRED 5 WAY 2 PART 9159 LIGHTING CONNECTOR


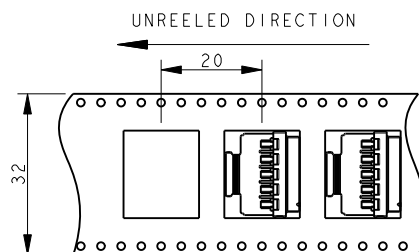


### NOTES:

1. FOR MORE INFORMATION REFER TO PRODUCT SPEC 201-01-119.
2. CABLE TIE SUPPLIED FOR WIRE RETENTION, ATTACHED TO EACH REEL. SPARES CAN BE ORDERED, REFER TO PAGE 17.
3. DIMENSIONS ARE REFERENCE DIMENSIONS UNLESS TOLERANCED.
4. INSULATOR MATERIAL: NYLON 46. COLOR REFER TO PAGE 9.
5. CONTACT MATERIAL: COPPER ALLOY, SELECTIVE GOLD OVER NICKEL TIN PLATED ON TAILS.
6. PACKING IN TAPE AND REEL, QUANTITY PER REEL 700.
7. FOR ACCESSORY COVERS AND LATCHES REFER TO PAGES 15 AND 16.



## PACKING DETAILS CABLE TIES SUPPLIED WITH EACH REEL

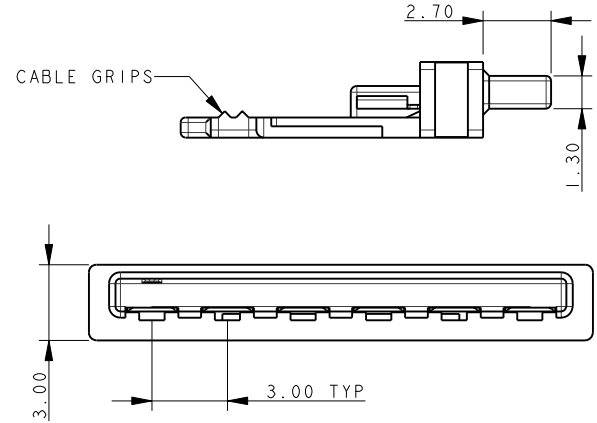
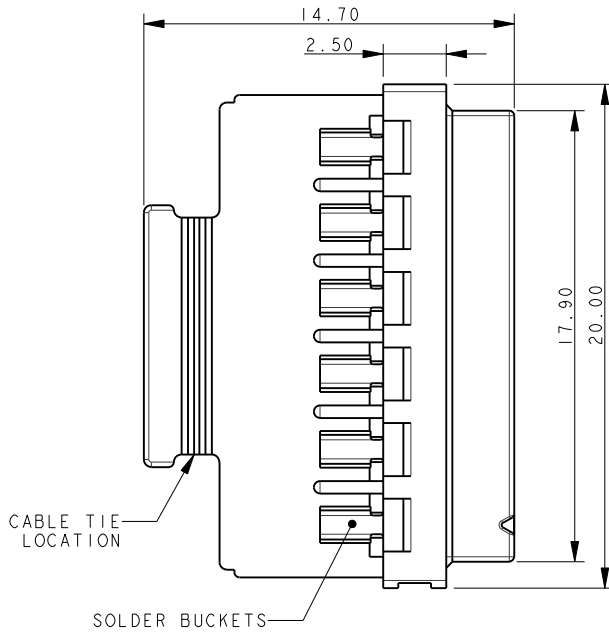


# SSL - Cable Plug



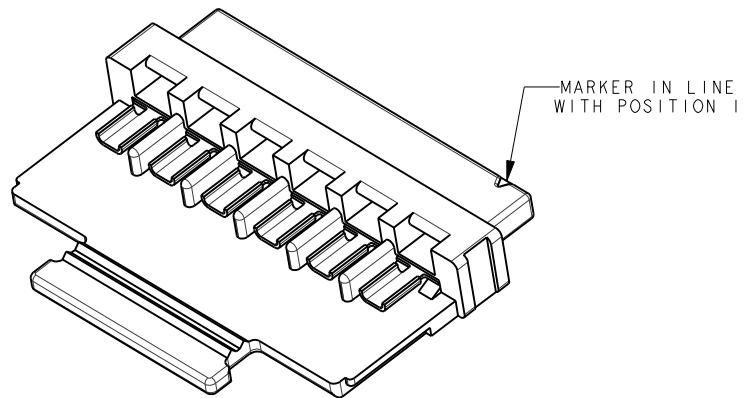
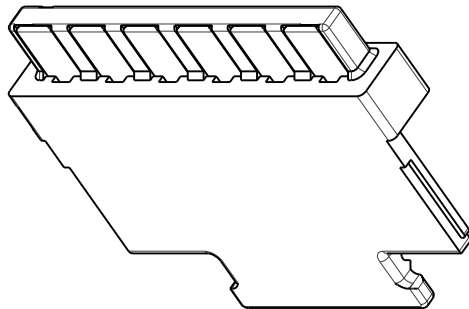
Series 9159

## PLUG WIRED 6 WAY 2 PART 9159 LIGHTING CONNECTOR


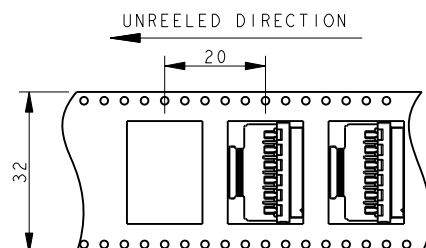


### NOTES:

1. FOR MORE INFORMATION REFER TO PRODUCT SPEC 201-01-119.
2. CABLE TIE SUPPLIED FOR WIRE RETENTION, ATTACHED TO EACH REEL. SPARES CAN BE ORDERED, REFER TO PAGE 17.
3. DIMENSIONS ARE REFERENCE DIMENSIONS UNLESS TOLERANCED.
4. INSULATOR MATERIAL: NYLON 46. COLOR REFER TO PAGE 9.
5. CONTACT MATERIAL: COPPER ALLOY, SELECTIVE GOLD OVER NICKEL TIN PLATED ON TAILS.
6. PACKING IN TAPE AND REEL, QUANTITY PER REEL 700.
7. FOR ACCESSORY COVERS AND LATCHES REFER TO PAGES 15 AND 16.

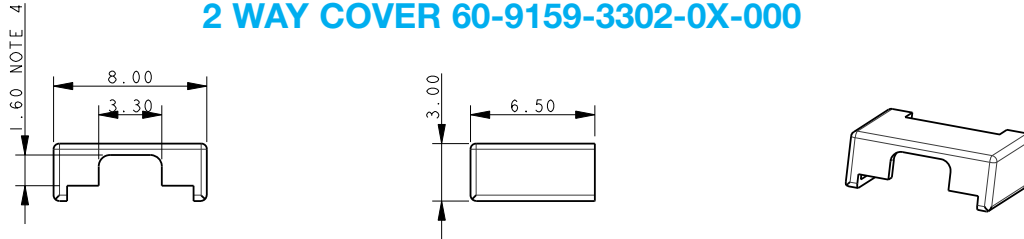


## PACKING DETAILS CABLE TIES SUPPLIED WITH EACH REEL

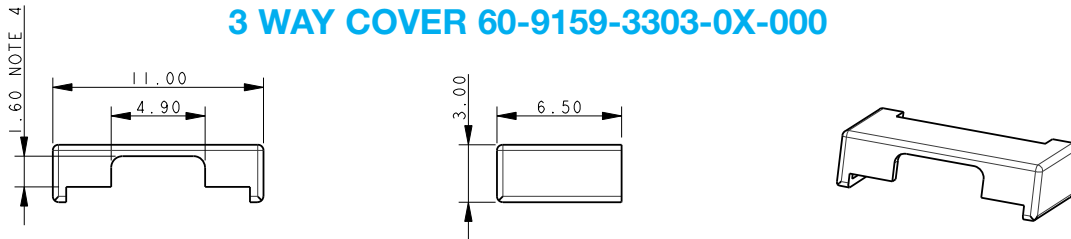


### PLUG WIRED COVERS ACCESSORY NOT SUPPLIED WITH CONNECTOR ASSEMBLY

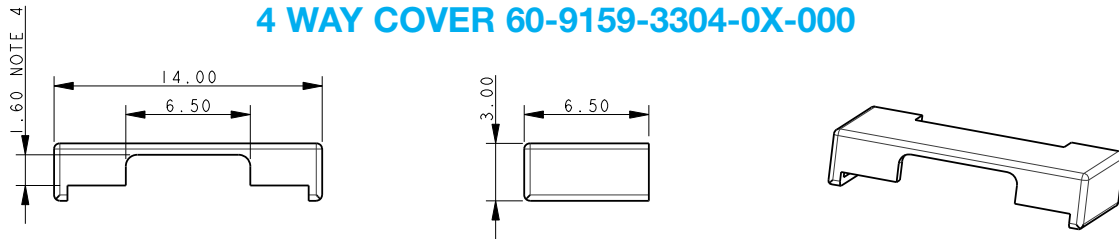
#### 2 WAY COVER 60-9159-3302-0X-000



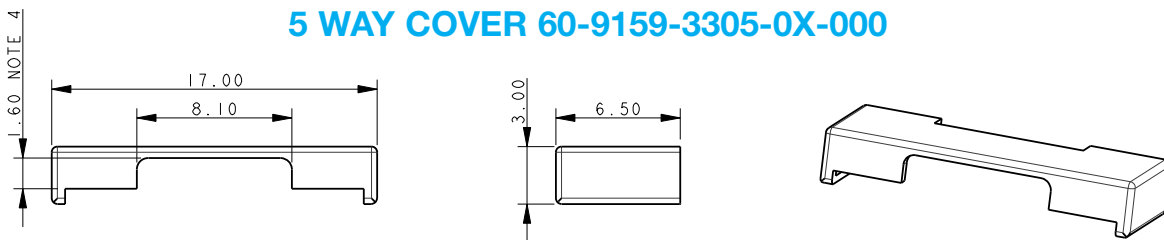
#### 3 WAY COVER 60-9159-3303-0X-000



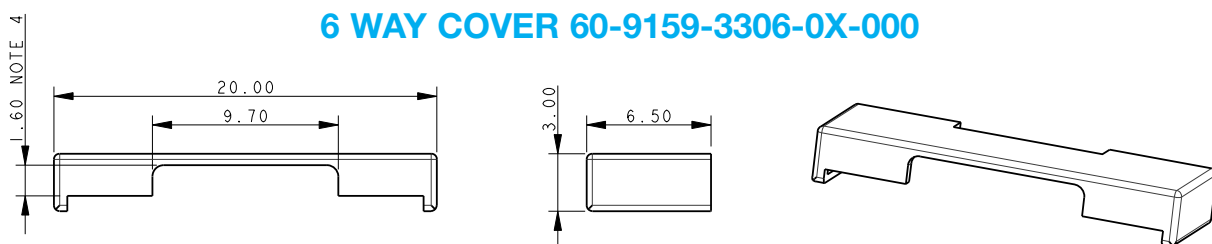
#### 4 WAY COVER 60-9159-3304-0X-000



#### 5 WAY COVER 60-9159-3305-0X-000



#### 6 WAY COVER 60-9159-3306-0X-000



#### NOTES:

1. COVER (SLIDE ON) AVAILABLE TO PROTECT CABLE ENTRY.
2. OPTION COMPONENT. ORDER SEPARATELY.
3. PACKED IN BAGS, 1400 PIECES PER BAG.
4. MAXIMUM OUTER WIRE SIZE, 1.6MM DIAMETER INSULATION.
5. MATERIAL: GLASS FILLED NYLON 46. COLOR REFER TO PAGE 9.
6. COLOR OPTIONS SEE PAGE 9.
7. ALL DIMENSIONS ARE REFERENCED DIMENSIONS.
8. TO BE ASSEMBLED BEFORE CABLE TIE.

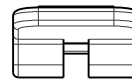
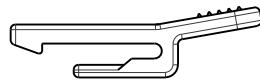
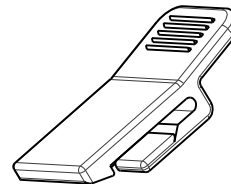
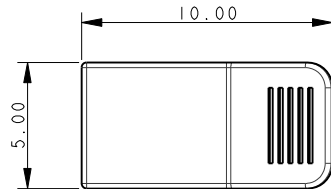
# SSL - Cable Plug



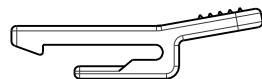
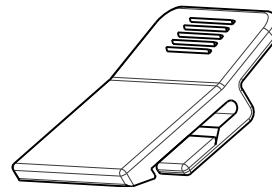
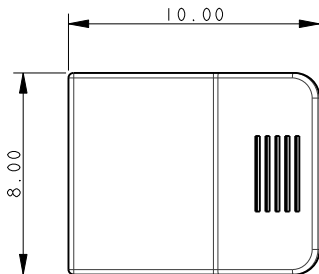
Series 9159

## PLUG WIRED LATCHES ACCESSORY NOT SUPPLIED WITH CONNECTOR ASSEMBLY

### LATCH 60-9159-3402-0X-000 USED ON 2, 4 AND 6 WAY ASSEMBLIES



### LATCH 60-9159-3403-0X-000 USED ON 3 AND 5 WAY ASSEMBLIES



NOTES:

1. LATCH AVAILABLE TO RETAIN MATED PLUG.
2. OPTIONAL COMPONENT, ORDER SEPARATELY. SEE PAGE 17.
3. PACKAGED IN BAGS, 1400 PIECES PER BAG.
4. MATERIAL: GLASS FILLED NYLON 46. COLOR REFER TO PAGE 9.
5. ALL DIMENSIONS ARE REFERENCED DIMENSIONS.
6. TO BE ASSEMBLED BEFORE COVER.



# SSL - Cable Plug

Series 9159



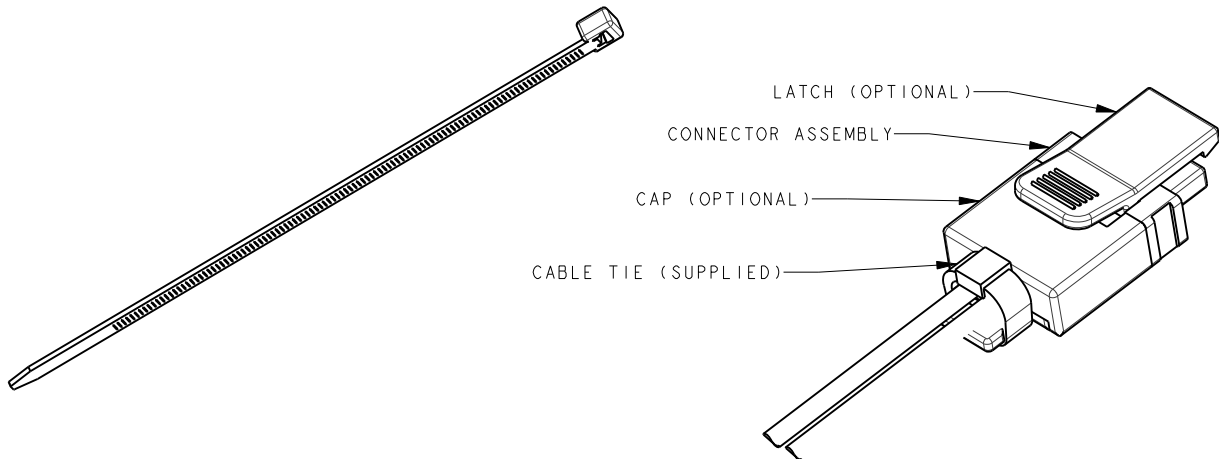
## PLUG WIRED ACCESSORY ORDERING CODES

Connector Assembly Part Number	Optional Components Cover (see page 7)	Latch (see page 8)
11-9159-002-101-X16	60-9159-3302-0X-000	60-9159-3402-0X-000
11-9159-003-101-X16	60-9159-3303-0X-000	60-9159-3403-0X-000
11-9159-004-101-X16	60-9159-3304-0X-000	60-9159-3402-0X-000
11-9159-005-101-X16	60-9159-3305-0X-000	60-9159-3403-0X-000
11-9159-006-101-X16	60-9159-3306-0X-000	60-9159-3402-0X-000

"X" For color option refer to table on page 1.


## CABLE TIE

Supplied in bags with each reel of connector assemblies. Color White.  
For additional ties order code 90-2211-7092-00-000. Packed in bags, 700 pieces per bag.




## PLUG WIRED 3 ASSEMBLED OPTIONS


### PLUG ASSEMBLY



### PLUG ASSEMBLY WITH COVER



### PLUG ASSEMBLY WITH COVER AND LATCH





Компания «ЭлектроПласт» предлагает заключение долгосрочных отношений при поставках импортных электронных компонентов на взаимовыгодных условиях!

Наши преимущества:

- Оперативные поставки широкого спектра электронных компонентов отечественного и импортного производства напрямую от производителей и с крупнейших мировых складов;
- Поставка более 17-ти миллионов наименований электронных компонентов;
- Поставка сложных, дефицитных, либо снятых с производства позиций;
- Оперативные сроки поставки под заказ (от 5 рабочих дней);
- Экспресс доставка в любую точку России;
- Техническая поддержка проекта, помощь в подборе аналогов, поставка прототипов;
- Система менеджмента качества сертифицирована по Международному стандарту ISO 9001;
- Лицензия ФСБ на осуществление работ с использованием сведений, составляющих государственную тайну;
- Поставка специализированных компонентов (Xilinx, Altera, Analog Devices, Intersil, Interpoint, Microsemi, Aeroflex, Peregrine, Syfer, Eurofarad, Texas Instrument, Miteq, Cobham, E2V, MA-COM, Hittite, Mini-Circuits, General Dynamics и др.);

Помимо этого, одним из направлений компании «ЭлектроПласт» является направление «Источники питания». Мы предлагаем Вам помощь Конструкторского отдела:

- Подбор оптимального решения, техническое обоснование при выборе компонента;
- Подбор аналогов;
- Консультации по применению компонента;
- Поставка образцов и прототипов;
- Техническая поддержка проекта;
- Защита от снятия компонента с производства.



#### Как с нами связаться

**Телефон:** 8 (812) 309 58 32 (многоканальный)

**Факс:** 8 (812) 320-02-42

**Электронная почта:** [org@eplast1.ru](mailto:org@eplast1.ru)

**Адрес:** 198099, г. Санкт-Петербург, ул. Калинина, дом 2, корпус 4, литера А.