Assembly Numbers		PCL	Key Option	Color	Components						Plugged (X) Seal Positions																Total Circuits	Test Method	Mates With Assembly (Reference Only)	
With CPA	No CPA				Housing	CPA	TPA	Retainer	Ring Seal	Mat Seal	1	2	3	4	5	6	7	8	9	10	11	12	13	14	15	16				
54241630	54241630N	E	A	Black	54241680	54241679 (If Required)	54241686	54241691	54241687	54241688																	16	USCAR-2 Rev 4 USCAR-20 Rev 2	54241600	54241604
54241631	54241631N	E	B	Grey	54241681																						16		54241601	54241605
54241632	54241632N	E	C	Brown	54241682																						16		54241602	54241606
54241633	54241633N	E	D	Green	54241683																						16		54241603	54241607
54241634	54241634N	E	A	Black	54241680			54241690										X									15		54241608	54241610
54241635	54241635N	E	B	Grey	54241681													X									15		54241609	54241611
54241636	54241636N	E	A	Black	54241680													X	X								14		54241612	54241614
54241637	54241637N	E	B	Grey	54241681													X	X								14		54241613	54241615
54241638	54241638N	E	A	Black	54241680						X							X	X								13		54241616	54241618
54241639	54241639N	E	B	Grey	54241681						X							X	X								13		54241617	54241619
54241640	54241640N	E	A	Black	54241680						X							X	X							X	12		54241620	54241622
54241641	54241641N	E	B	Grey	54241681						X							X	X							X	12		54241621	54241623
54241642	54241642N	F	A	Black	54241680							X							X							X	13		54241624	
54241643	54241643N	F	A	Black	54241680							X				X	X						X			X	11		54241625	
54241644	54241644N	F	A	Black	54241680																					X	15		54241626	
55241600	55241600N	H	B	Gray	54241681						X		X	X	X			X		X							10			
55241601	55241601N	H									X			X	X			X		X							11			
55241602	55241602N	H									X	X	X	X	X	X		X		X		X	X				6			
55241603	55241603N	H									X	X		X	X	X		X		X		X	X				7			
55241604	55241604N	J	A	BLACK	54241680																		X			X	14			
55241605	55241605N	J												X	X	X							X			X	11			
F996100		A															X						X	X	X	X	11			
F007100		A													X	X	X								X	X	11			
F107100		A									X	X	X	X	X	X	X	X					X		X	X	5			
F207100		A															X	X					X	X	X	X	10			
F328100		A												X	X	X							X		X	X	10			

ISO-VIEWS, FULL SIZE

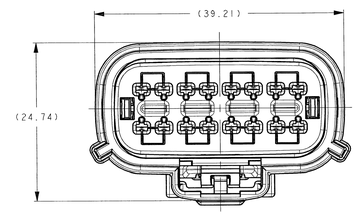

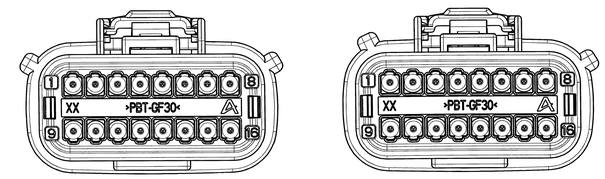

OPTION A

OPTION B

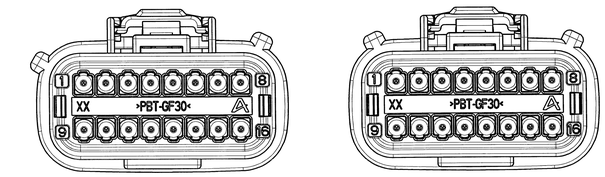

OPTION C

OPTION D

POLARIZATION OPTIONS

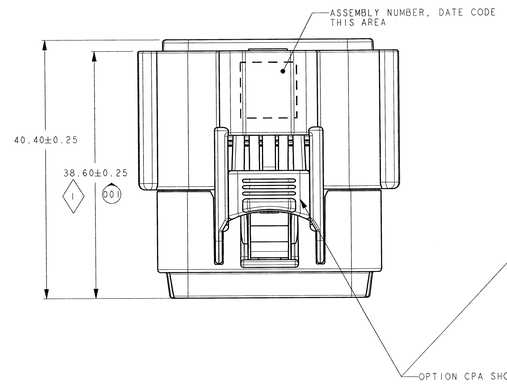

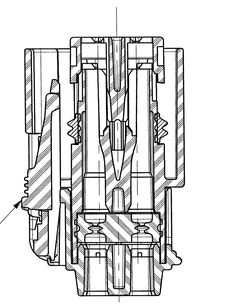

SECTION A-A
C.P.A & T.P.A IN PRE-ASSEMBLED POSITION
(SHOWN WITH OPTIONAL C P A)

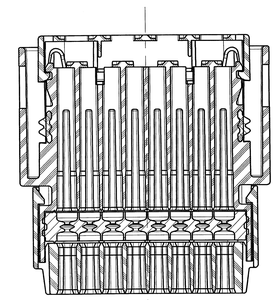

SECTION B-B

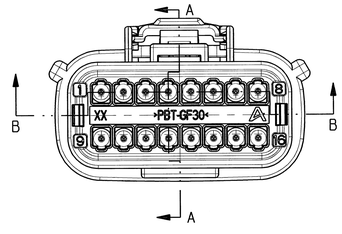

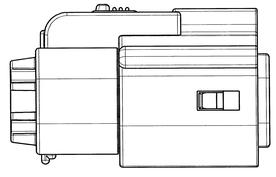

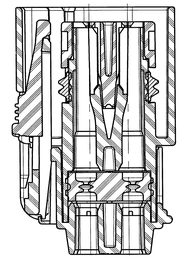

SECTION A-A
C.P.A & T.P.A IN FINAL POSITION

NOTES:

1) MAXIMUM TEMPERATURE CLASS:
   CLASS 3 (125°C)

2) TEST METHOD PER:
   SAE/USCAR-2 REV-4
   SAE/USCAR-20 REV-2

3) CONNECTOR MAY BE USED WITH THE FOLLOWING RANGE OF WIRE SIZES/TYPES:
   -SIZE:22 GAGE- 16 GAGE- 1.50mm MIN O.D. TO 2.41mm MAX O.D.
   -TYPE: TXL (MIL123-A /MS-8288)
   -CONTACT FCI ENGINEERING REGARDING USE OF OTHER WIRE TYPES AND/OR SIZES

4) CONNECTOR MAY BE USED WITH THE FOLLOWING TERMINALS:
   -FCI APEX150 WITH WIRE SIZES DEFINED IN NOTE 3. SEE FCI DRAWING J54011 FOR SPECIFIC PART NUMBERS AND CRIMPING REQUIREMENTS.
   -CONTACT FCI ENGINEERING REGARDING USE OF COMPATIBLE NON FCI TERMINALS

5) ANNUAL QUALITY REQUIREMENTS:
   IT IS PERMISSIBLE TO PERFORM CONTINUOUS CONFORMANCE PER FCI SPECIFICATION #AQA-001 INSTEAD OF ANNUAL LAYOUT AND ANNUAL PV REQUIREMENTS OF QS-9000 SECTION 2 AND SAE/USCAR-2 REV-4.

6) INTERFACE REQUIREMENTS
   MATES WITH FCI CONNECTORS AS SPECIFIED IN CHART AND WITH DEVICES THAT CONFORM TO USCAR ISO-S-016-2-Z01

7) (1) QUALITY ASSURANCE REQUIREMENTS SPC DATA, REQUIRED

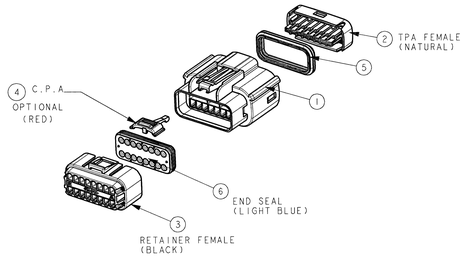

ACTUAL SIZE VIEW

	APPLICABLE COMPONENTS		
SUPPLIER COMP PART NUMBER	ITEM DESCRIPTION	PLATING	GRIP SIZE
54001625	APEX 150 TERMINAL	TIN	16,18
54002000	APEX 150 TERMINAL	TIN	20,22
54001627	APEX 150 TERMINAL	GOLD	16,18
54002002	APEX 150 TERMINAL	GOLD	20,22
54241629	1.5 UNIVERSAL SEAL PLUG	-	-

ECN NUMBER	DATE M-D-YY	REVISION	ZONE	CHANGE DESCRIPTION	DRAWN BY	CHK. BY	APPR. BY
10241	03/07/2008	M	CHART	ADDED P/N F328100	FAH	FAH	FAH
10170	02/14/08	L	CHART	ADDED F996100,F007100, F107100 AND F207100 (AT PCL 'A').	RCB	RCB	RCB
			V-13 NOTES	WAS (38.60) , ADDED NOTE #7			
10026	11/12/07	K	NOTES	REVISED NOTES 3 & 4	RCB	RCB	RCB
9914	10/01/07	J	CHART	ADDI ASSYS 55241604N/N-55241605/N	RCB	RCB	RCB
9855	08/27/07	H	CHART	ADDED ASYS 55241600/00N THRU 55241603/03N	RCB	RCB	RCB
9655	07/18/07	G	CHART	ADDED PCL=	RCB	FAH	FAH
9602	07/12/07	F	DRAWING CHART	REVISED DRAWING LAYOUT REVISED CHART. ADDED P/N'S 54241642-44N	RCB	FAH	FAH
7693	06/20/06	E	CHART	RETAINER PART NUMBERS REVISED	FAH	FAH	FAH
7337	12/14/04	D	A1-P23	VIEWS UPDATED TO REFLECT NEW LATCH	FAH	FAH	FAH
|	|	|	H22	(24.74) WAS (24.24)	|	|	|
7035	08/03/04	C	C8	CORRECTED ALLOWED WIRE SIZE RANGE	FAH	FAH	FAH
6935	07/17/04	B	J17	ADDED PLUGGED VERSION TO CHART	FAH	FAH	FAH
			N21	MOVED EXPLODED VIEW			
			D8	ADDED NOTES			
			M14-O16	CORRECTED BALLOON NUMBERS TO MATCH CHART.			
			F23	ADDED 40.40±0.25			
			M14-O16	ADDED COLOR CALLOUTS TO EXPLODED VIEW			
			W3-P3	KEY OPTIONS CORRECTED (B & D SWITCHED)			
			H8	ADDED 'MATES WITH' TO CHART			
			H18-J18	ASSEMBLY NUMBERS REVISED			
6571	04/16/04	A	-	RELEASED	JAP	FAH	FAH

PRODUCT SPEC. - | PACKAGING SPEC. - | APPLICATION SPEC. -

THIS DRAWING AND ALL OTHER INFORMATION CONTAINED THEREIN IS PROPRIETARY AND THE PROPERTY OF FCI. This drawing may not be copied, reproduced or disclosed to a third party without the prior written permission of FCI. © FCI April 1998

TOLERANCES: - | MATERIAL: - | SURFACE FINISH: -
COMPONENT NO.: - | COLOR: - | -
DO NOT SCALE DRAWING | TOOL NO.: - | ECO Lev. Chkd: NA

	DATE	NAME
DRAWN BY	10-01-03	RANGARAJAN S
CHECKED BY	04/16/04	HOLUB F
APPROVED BY	04/16/04	HOLUB F

TITLE: APEX 150 ASSEMBLY 16 WAY FEMALE

DRAWING NUMBER: K36002

SHEET: 1 / 1

3RD ANGLE | pro / eng | DIMENSION IN MILLIMETERS | SIZE A0

CAD SYSTEM: pro / eng

ECR NO. JN-030284 | CAT. NO. - | FILE NAME K36002 | SCALE 3:1

UNCONTROLLED

FCI AUTOMOTIVE
3/10/2008
AMERICAS
FCI MASTER COPY WHEN IN RED

LOC: F2D8

Компания «ЭлектроПласт» предлагает заключение долгосрочных отношений при поставках импортных электронных компонентов на взаимовыгодных условиях!

Наши преимущества:

- Оперативные поставки широкого спектра электронных компонентов отечественного и импортного производства напрямую от производителей и с крупнейших мировых складов;
- Поставка более 17-ти миллионов наименований электронных компонентов;
- Поставка сложных, дефицитных, либо снятых с производства позиций;
- Оперативные сроки поставки под заказ (от 5 рабочих дней);
- Экспресс доставка в любую точку России;
- Техническая поддержка проекта, помощь в подборе аналогов, поставка прототипов;
- Система менеджмента качества сертифицирована по Международному стандарту ISO 9001;
- Лицензия ФСБ на осуществление работ с использованием сведений, составляющих государственную тайну;
- Поставка специализированных компонентов (Xilinx, Altera, Analog Devices, Intersil, Interpoint, Microsemi, Aeroflex, Peregrine, Syfer, Eurofarad, Texas Instrument, Miteq, Cobham, E2V, MA-COM, Hittite, Mini-Circuits,General Dynamics и др.);

Помимо этого, одним из направлений компании «ЭлектроПласт» является направление «Источники питания». Мы предлагаем Вам помощь Конструкторского отдела:

- Подбор оптимального решения, техническое обоснование при выборе компонента;
- Подбор аналогов;
- Консультации по применению компонента;
- Поставка образцов и прототипов;
- Техническая поддержка проекта;
- Защита от снятия компонента с производства.

Как с нами связаться

Телефон: 8 (812) 309 58 32 (многоканальный)
Факс: 8 (812) 320-02-42
Электронная почта: org@eplast1.ru
Адрес: 198099, г. Санкт-Петербург, ул. Калинина, дом 2, корпус 4, литера А.