

Switch Mode Power Supply S8VK-S Series

120 W

**A Perfect Fit for Small Control Panels
Coated PCBs for Better Resistance
to Environment
Connections for Easy Wiring**



- Operation possible at ambient temperatures from -40 to 70°C.
- Side-by-side mounting possible (up to 55°C).
- Power Boost function at 120%.



Our shared Value Design for Panel (herein after referred to as Value Design) concept for the specifications of products used in control panels will create new value to our customer's control panels. Combining multiple products that share the Value Design concept will further increase the value provided to control panels.

Specifications

Ratings, Characteristics, and Functions

Item	Power rating		120 W	
	Output voltage		24 V	
Efficiency	115 VAC input *1		90% typ.	
	230 VAC input *1		92% typ.	
Input	Voltage range *2		Single-phase, 85 to 264 VAC, 90 to 350 VDC, 265 to 300 VAC (1 second)	
	Frequency *2		50/60 Hz (47 to 63 Hz)	
	Input current	115 VAC input *1		1.2 A typ.
		230 VAC input *1		0.63 A typ.
	Power factor		0.9 min.	
	Leakage current *3	115 VAC input		0.5 mA max.
230 VAC input		1 mA max.		
Inrush current (for a cold start at 25°C)	115 VAC input		16 A typ.	
	230 VAC input		32 A typ.	
Output	Rated output current		5 A	
	Rated output electric power		120 W	
	Maximum boost current		6 A	
	Voltage adjustment range *4		21.6 to 28 V (with V.ADJ)	
	Start up time	115 VAC input *1		1000 ms max.
		230 VAC input *1		1000 ms max.
Hold time *5	115 VAC input *1		45 ms typ.	
	230 VAC input *1		45 ms typ.	
Additional functions	Overload protection		Yes, automatic reset	
	Overvoltage protection		Yes, 130% or higher of rated output voltage, power shut off (shut off the input voltage and turn on the input again)	
	Output indicator		Yes (LED: Green)	
	Low-voltage detection output		No	
Insulation	Withstand voltage		3.0 kVAC for 1 min. (between all input terminals and output terminals), current cutoff 10 mA	
			2.0 kVAC for 1 min. (between all input terminals and PE terminals), current cutoff 10 mA	
1.0 kVAC for 1 min. (between all output terminals and PE terminals), current cutoff 20 mA				
Insulation resistance		100 MΩ min. (between all output terminals and all input terminals/PE terminals) at 500 VDC		
Environment	Vibration resistance		10 to 55 Hz, maximum 5G, 0.42 mm half amplitude for 2 h each in X, Y, and Z directions	
	Shock resistance		150 m/s ² , 3 times each in ±X, ±Y, ±Z directions	
Construction	Weight		400 g max.	

*1. The value is when both rated output voltage and rated output current are satisfied.

*2. Do not use an inverter output for the product. Inverters with an output frequency of 50/60 Hz are available, but the rise in the internal temperature of the product may result in ignition or burning.

If the input is connected to a UPS, do not connect a UPS with a square-wave output.

Doing so will cause the internal temperature of the product to increase, possibly causing smoking or burning.

*3. The value for the leakage current is determined according to the Electrical Appliances and Material Safety Act.

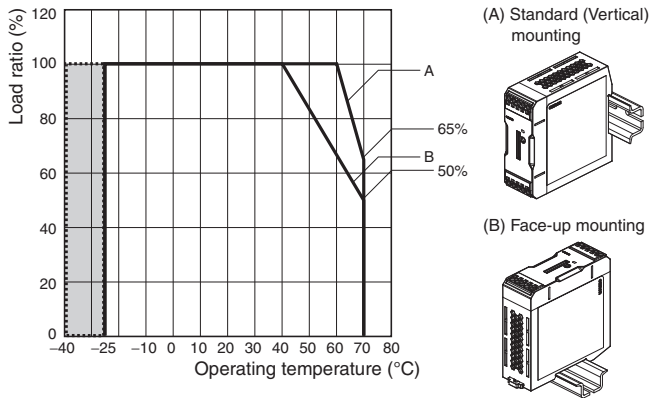
*4. If the output voltage adjuster (V. ADJ) is turned, the voltage will increase by more than 28 V min of the voltage adjustment range. When adjusting the output voltage, confirm the actual output voltage from the product and be sure that the load is not damaged.

*5. A characteristic when the ambient operating temperature of 25°C.

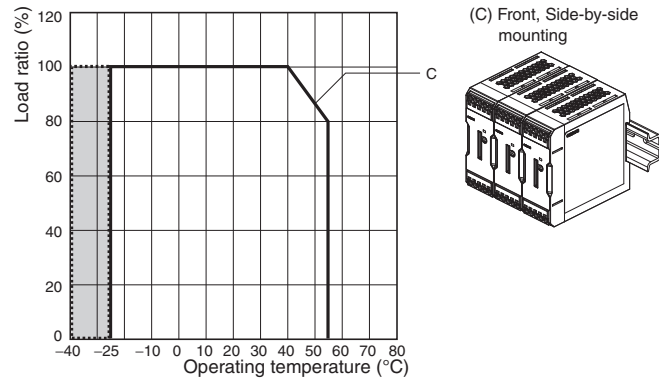
For details, refer to the website. (<http://www.ia.omron.com/>)

Engineering Data

120 W (S8VK-S12024) Horizontal separation: 15 mm or more



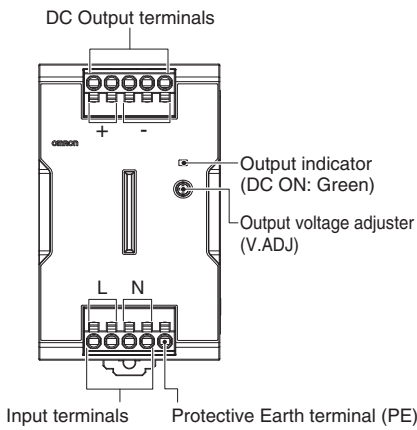
120 W (S8VK-S12024) Horizontal separation: Less than 15 mm



- Note: 1.** At less than 90 VAC, derate the load at 2.5%/V.
2. For a DC input, reduce the load given in the above derating curve by multiplying by the following coefficients.
 S8VK-S12024: 0.9
3. In the shaded area, time is required to reach the rated output voltage after the input voltage is applied.

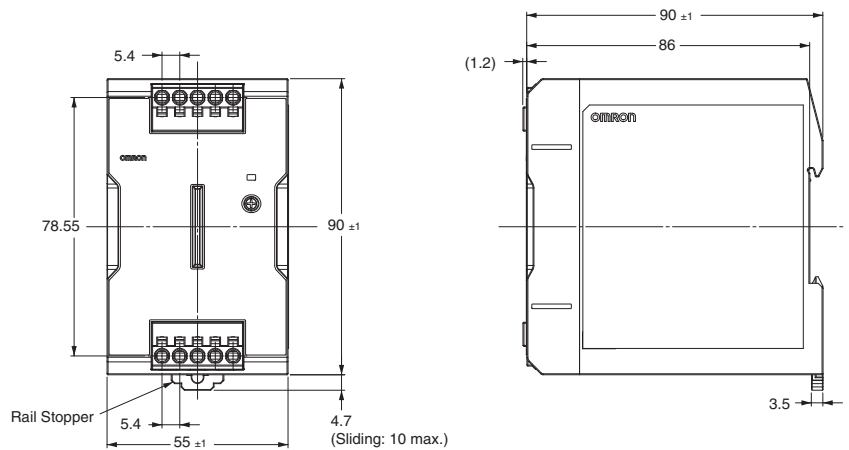
- Note: 1.** Apply the rated voltage
2. In the shaded area, time is required to reach the rated output voltage after the input voltage is applied.

Construction and Nomenclature



Dimensions

(Unit: mm)



S8VK-S12024

Standards

Harmonic current emissions		Conforms to EN 61000-3-2
EMI	Conducted Emissions	Conforms to EN 61204-3 Class B, EN 55011 Class B
	Radiated Emissions	Conforms to EN 61204-3 Class B, EN 55011 Class B
EMS		Conforms to EN 61204-3 high severity levels
Approved Standards		UL Listing: UL 508 cUL: CSA C22.2 No107.1, CSA C22.2 No213 UL UR: UL 60950-1 (Recognition) OVCII (≤ 3000 m) Pol2 cUR: CSA C22.2 No.60950-1 OVCII (≤ 3000 m) Pol2 EN: EN 50178 OVCIII (≤ 2000 m) OVCII (2000 m≤ and≤3000) Pol2, EN 60950-1 OVCII (≤ 3000 m) Pol2
Conformed Standards		PELV (EN/IEC 60204-1) * EN/IEC 61558-2-16:2009+A1:2013 *
SEMI		Conforms to F47-0706 (200 to 240 VAC input)

* Refer to *Standard Compliance*, below.

Model Number Structure

S8VK- S

1 2

1. Power Ratings

030: 30 W
060: 60 W
120: 120 W
240: 240 W
480: 480 W

2. Output voltage

24: 24 V

Power ratings	Rated input voltage	Rated output voltage	Rated output current	Maximum boost current	Model number
30 W	100 to 240 VAC (allowable range: 85 to 264 VAC or 90 to 350 VDC)	24 V	1.3 A	1.56 A	S8VK-S03024
60 W		24 V	2.5 A	3 A	S8VK-S06024
120 W		24 V	5 A	6 A	S8VK-S12024
240 W		24 V	10 A	15 A	S8VK-S24024
480 W		24 V	20 A	30 A	S8VK-S48024

Safety Precautions

Be sure to read the precautions for all models in the website at: <http://www.ia.omron.com/>.

OMRON AUTOMATION AMERICAS HEADQUARTERS • Chicago, IL USA • 847.843.7900 • 800.556.6766 • www.omron247.com

OMRON CANADA, INC. • HEAD OFFICE

Toronto, ON, Canada • 416.286.6465 • 866.986.6766 • www.omron247.com

OMRON ELECTRONICS DE MEXICO • HEAD OFFICE

México DF • 52.55.59.01.43.00 • 01-800-226-6766 • mela@omron.com

OMRON ELECTRONICS DE MEXICO • SALES OFFICE

Apodaca, N.L. • 52.81.11.56.99.20 • 01-800-226-6766 • mela@omron.com

OMRON ELETRÔNICA DO BRASIL LTDA • HEAD OFFICE

São Paulo, SP, Brasil • 55.11.2101.6300 • www.omron.com.br

OMRON ARGENTINA • SALES OFFICE

Cono Sur • 54.11.4783.5300

OMRON CHILE • SALES OFFICE

Santiago • 56.9.9917.3920

OTHER OMRON LATIN AMERICA SALES

54.11.4783.5300

OMRON EUROPE B.V. • Wegalaan 67-69, NL-2132 JD, Hoofddorp, The Netherlands. • +31 (0) 23 568 13 00 • www.industrial.omron.eu

Authorized Distributor:

Controllers & I/O

- Machine Automation Controllers (MAC) • Motion Controllers
- Programmable Logic Controllers (PLC) • Temperature Controllers • Remote I/O

Robotics

- Industrial Robots • Mobile Robots

Operator Interfaces

- Human Machine Interface (HMI)

Motion & Drives

- Machine Automation Controllers (MAC) • Motion Controllers • Servo Systems
- Frequency Inverters

Vision, Measurement & Identification

- Vision Sensors & Systems • Measurement Sensors • Auto Identification Systems

Sensing

- Photoelectric Sensors • Fiber-Optic Sensors • Proximity Sensors
- Rotary Encoders • Ultrasonic Sensors

Safety

- Safety Light Curtains • Safety Laser Scanners • Programmable Safety Systems
- Safety Mats and Edges • Safety Door Switches • Emergency Stop Devices
- Safety Switches & Operator Controls • Safety Monitoring/Force-guided Relays

Control Components

- Power Supplies • Timers • Counters • Programmable Relays
- Digital Panel Meters • Monitoring Products

Switches & Relays

- Limit Switches • Pushbutton Switches • Electromechanical Relays
- Solid State Relays

Software

- Programming & Configuration • Runtime



Компания «ЭлектроПласт» предлагает заключение долгосрочных отношений при поставках импортных электронных компонентов на взаимовыгодных условиях!

Наши преимущества:

- Оперативные поставки широкого спектра электронных компонентов отечественного и импортного производства напрямую от производителей и с крупнейших мировых складов;
- Поставка более 17-ти миллионов наименований электронных компонентов;
- Поставка сложных, дефицитных, либо снятых с производства позиций;
- Оперативные сроки поставки под заказ (от 5 рабочих дней);
- Экспресс доставка в любую точку России;
- Техническая поддержка проекта, помощь в подборе аналогов, поставка прототипов;
- Система менеджмента качества сертифицирована по Международному стандарту ISO 9001;
- Лицензия ФСБ на осуществление работ с использованием сведений, составляющих государственную тайну;
- Поставка специализированных компонентов (Xilinx, Altera, Analog Devices, Intersil, Interpoint, Microsemi, Aeroflex, Peregrine, Syfer, Eurofarad, Texas Instrument, Miteq, Cobham, E2V, MA-COM, Hittite, Mini-Circuits, General Dynamics и др.);

Помимо этого, одним из направлений компании «ЭлектроПласт» является направление «Источники питания». Мы предлагаем Вам помощь Конструкторского отдела:

- Подбор оптимального решения, техническое обоснование при выборе компонента;
- Подбор аналогов;
- Консультации по применению компонента;
- Поставка образцов и прототипов;
- Техническая поддержка проекта;
- Защита от снятия компонента с производства.



Как с нами связаться

Телефон: 8 (812) 309 58 32 (многоканальный)

Факс: 8 (812) 320-02-42

Электронная почта: org@eplast1.ru

Адрес: 198099, г. Санкт-Петербург, ул. Калинина, дом 2, корпус 4, литера А.