



Copyright FCI.

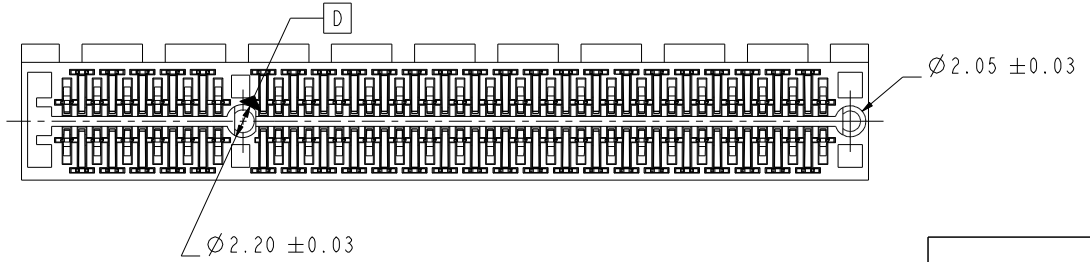
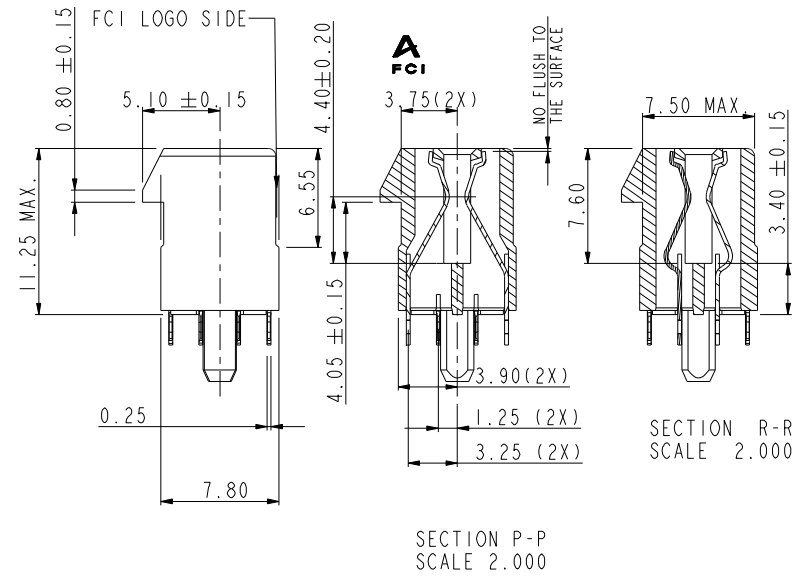
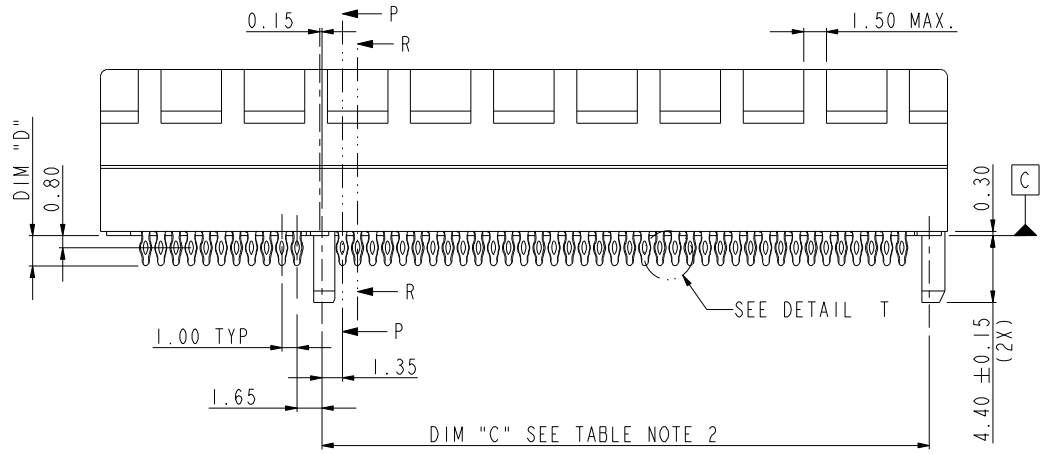
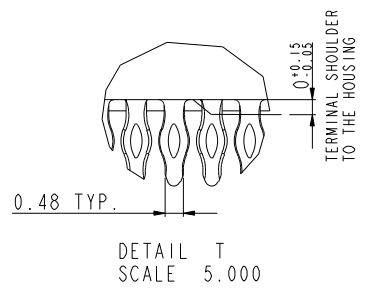
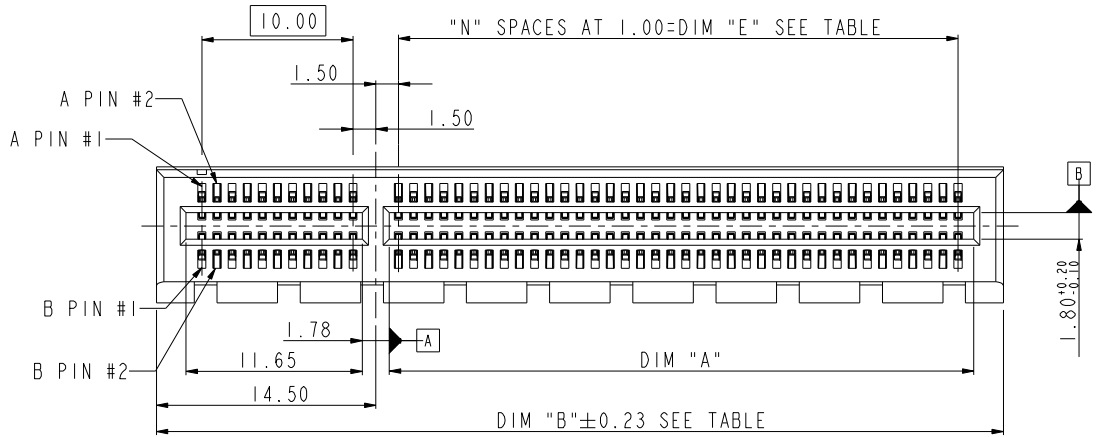
A

B

C

D

1 2 3 4



tolerance unless otherwise specified	
linear	.X ± .3 .XX ± .2 .XXX ± .1
angles	0° ± 2°

www.fciconnect.com				✓	tolerance	projection	MM	
Dr	MAGGIE WU	07/23/04	Product family		size	A4	Scale	
Eng	R Y LIU	07/23/04	Spec ref				1.000	
Chr	PAUL WANG	07/23/04	Material		ECN	DG09-0045		
Appr	JOSEPH HSIA	07/23/04						
FCI				PCI EXPRESS PRESS-FIT ASS'Y		dwg no	10039755	Rev.
catalog no						* CUSTOMER DRAWING		sheet 1 of 6

rev	ecn no	dr	date
H	DG06-0161	P M	04/11/06
J	DG06-0249	P M	06/24/06
K	DG09-0045	B L	02/23/09
E	T05-0224	M W	09/27/05
F	T05-0243	M W	10/27/05
G	T05-0257	M W	11/08/05

REV F - 2006-04-17

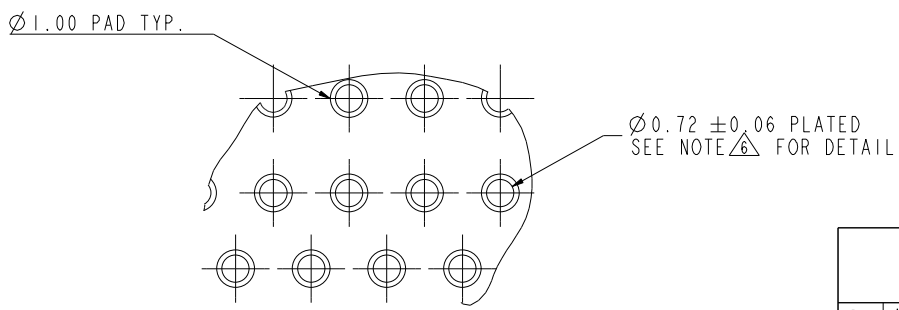


Copyright FCI.

PIN #A1 IDENTIFIED BY SQUARE ANNULAR RING



RECOMMENDED FOOTPRINT



DETAIL E SCALE 5.000

tolerance unless otherwise specified	
linear	.X ± .3 .XX ± .2 .XXX ± .1
angles	0° ± 2°

www.fciconnect.com			✓ tolerance	projection	MM
Dr	MAGGIE WU	07/23/04	Product family	size A4	Scale 1.000
Eng	R Y LIU	07/23/04	Spec ref	ECN	DG09-0045
Chr	PAUL WANG	07/23/04	Material		
Appr	JOSEPH HSIA	07/23/04			
FCI PCI EXPRESS PRESS-FIT ASS'Y			dwg no	10039755	Rev. K
catalog no			* CUSTOMER DRAWING sheet 2 of 6		

A

B

C

D

A

B

C

D



← I/O PANEL DIRECTION
PRIMARY (COMPONENT) SIDE



DETAIL F
SCALE 5.000

# POS REF.	N	DIM "G"	"F"
98	37	39.15	B48
164	70	72.15	B81

tolerance unless otherwise specified	
linear	.X ± .3 .XX ± .2 .XXX ± .1
angles	0° ± 2°

www.fciconnect.com			tolerance	projection	MM
Dr	MAGGIE WU	07/23/04	Product family	size	A4
Eng	R Y LIU	07/23/04	Spec ref	Scale	1.000
Chr	PAUL WANG	07/23/04	Material	ECN	DG09-0045
Appr	JOSEPH HSIA	07/23/04			
FCI PCI EXPRESS PRESS-FIT ASS'Y			dwg no	10039755	Rev. K
catalog no			* CUSTOMER DRAWING sheet 3 of 6		



Copyright FCI.

1

2

3

4

A

A

B

B

C

C

D

D



98p
SCALE 2.000



164P
SCALE 2.000

RECOMMENDED FOOTPRINT LAYOUT



Copyright FCI.

REV F - 2006-04-17

www.fciconnect.com			✓ tolerance	projection	MM
Dr	MAGGIE WU	07/23/04	Product family	3G10	size A4
Eng	R Y LIU	07/23/04	Spec ref	*	Scale 1.000
Chr	PAUL WANG	07/23/04	Material	*	ECN DG09-0045
Appr	JOSEPH HSIA	07/23/04			
		PCI EXPRESS PRESS-FIT ASS'Y		dwg no	10039755
catalog no		*		CUSTOMER	sheet 4 of 6

PDM: Rev:K

STATUS:Released

4 Printed: Mar 15, 2011

NOTES:

1. MATERIAL:
 - HOUSING: HIGH TEMPERATURE NYLON, GLASS FILLED UL94V-0 RATED. SUITABLE FOR REFLOW SOLDERING.
 - TERMINAL: COPPER ALLOY
 - PLATING: 50u" NICKEL UNDERPLATE ALL OVER
 - CONTACT AREA PLATING - SEE PRODUCT NUMBER CODE
 - SOLDER TAIL: TIN - 100u" MIN. OVER 50u" NICKEL OR TIN/LEAD 100u" MIN. SEE PRODUCT NUMBER CODE
2. PRODUCT SPECIFICATION: GS-12-319
 - ⚠ THE HORIZONTAL AXIS FOR THE HOLE PATTERN IS ESTABLISHED BY A LINE THROUGH THE CENTER OF THE TWO Ø2.35 HOLES.
 - THE VERTICAL AXIS IS 90° TO THE HORIZONTAL AXIS, THROUGH THE CENTER OF DATUM Z.
 - ⚠ NO TIE BAR PERMITTED FROM CARD EDGE TO LEADING EDGE OF PAD FOR PINS A1 AND PIN NUMBERS "F".
 - ⚠ CHAMFER EDGES MUST BE FREE OF CUTTING BURRS.
 - ⚠ ALL PTH SHOULD BE 0.76~0.83 mm DIA DRILLED AND 0.025~0.05 mm. ELECTRO-DEPOSITED COPPER THK ON THROUGH HOLE WALL.
7. RoHS COMPATIBLE PRODUCT SPECIFICATIONS
 - a-PLATING:
 - "LF" MEANS THE PRODUCT IS LEAD-FREE, 2um MINIMUM MATTE TIN OVER 1.27um MINIMUM NICKEL UNDERPLATE.
 - b-MANUFACTURING PROCESS COMPATIBILITY
 - THE HOUSING WILL WITHSTAND EXPOSURE TO 260°C±5°C SOLDER BATH TEMPERATURE FOR 5 SECONDS IN A REFLOW SOLDER APPLICATION WITH A 1.6mm MIN THICK CIRCUIT BOARD.

CONNECTOR	# POS	REF.	N	DIM "A"	DIM "B"	DIM "C"	DIM "E"
1 PORT	36		6	7.65	25.00	9.15	6.00
4 PORT	64		20	21.65	39.00	23.15	20.00
8 PORT	98		37	38.65	56.00	40.15	37.00
16 PORT	164		70	71.65	89.00	73.15	70.00



Date code:
 "YY" means year number
 "MM" means month number
 "DD" means day number
 "X" means manufacture location
 "D" means made in Dongguan site
 "Y" means shift number
 If date code is 060626D1, it means this part is made by shift 1 in 2006/06/26 and manufactured in Dongguan site
 Date code should be laser mark

PRODUCT NUMBER CODE

10039755 - X X X X X X X X

- HOUSING COLOR OPTIONS
 - 1-BLACK
- PEGS OPTIONS
 - 0-PLASTIC PEGS
- TERMINAL PLATING OPTIONS
 - 0-50u" Ni UNDERPLATE
 - 30u" Au CONTACT AREA
 - 100u" TIN TAIL AREA -----COMPATIBLE RoHS
 - 1-50u" Ni UNDERPLATE
 - 15u" Au CONTACT AREA
 - 100u" TIN TAIL AREA -----COMPATIBLE RoHS
 - 2-50u" Ni UNDERPLATE
 - GOLD FLASH CONTACT AREA
 - 100u" TIN TAIL AREA -----COMPATIBLE RoHS
 - 3-50u" Ni UNDERPLATE
 - 30u" Au CONTACT AREA
 - 100u" TIN/LEAD TAIL AREA -----RoHS COMPLIANT EXCEPT Pb
 - 4-50u" Ni UNDERPLATE
 - 15u" Au CONTACT AREA
 - 100u" TIN/LEAD TAIL AREA -----RoHS COMPLIANT EXCEPT Pb
 - 5-50u" Ni UNDERPLATE
 - GOLD FLASH CONTACT AREA
 - 100u" TIN/LEAD TAIL AREA -----RoHS COMPLIANT EXCEPT Pb

LEAD FREE OPTION
 "LF" FOR TERMINAL PLATING OPTION 0,1,2
 LEAVE BLANK FOR TERMINAL PLATING 3,4,5

PACKAGING OPTIONS
 T-TRAY PACKAGING

POS OPTIONS
 0-36
 1-64
 2-98
 3-164

	DIM "D"	SUGGESTED PCB THICKNESS
0	2.00±0.20	2.36
1	3.25±0.20	4.19

tolerance unless otherwise specified	
linear	.X ± .3 .XX ± .2 .XXX ± .1
angles	0° ± 2°

www.fciconnect.com			✓ tolerance	projection	MM
Dr	MAGGIE WU	07/23/04	Product family	size A4	Scale 1.000
Eng	R Y LIU	07/23/04	Spec ref	ECN	DG09-0045
Chr	PAUL WANG	07/23/04	Material		
Appr	JOSEPH HSIA	07/23/04			
FCI PCI EXPRESS PRESS-FIT ASS'Y			dwg no	10039755	Rev. K
catalog no			* CUSTOMER DRAWING sheet 5 of 6		



Copyright FCI.

1

2

3

4

A

B

C

D

A

B

C

D



tolerance unless otherwise specified	
linear	.X ± .3 .XX ± .2 .XXX ± .1
angles	0° ± 2°

www.fciconnect.com			✓	tolerance	projection	MM	
Dr	MAGGIE WU	07/23/04	Product family		size	Scale	
Eng	R Y LIU	07/23/04	Spec ref		A4	1.000	
Chr	PAUL WANG	07/23/04	Material		ECN	DG09-0045	
Appr	JOSEPH HSIA	07/23/04					
FCI		PCI EXPRESS PRESS-FIT ASS'Y			dwg no	10039755	Rev. K
catalog no					* CUSTOMER DRAWING		sheet 6 of 6



Copyright FCI.

2



Компания «ЭлектроПласт» предлагает заключение долгосрочных отношений при поставках импортных электронных компонентов на взаимовыгодных условиях!

Наши преимущества:

- Оперативные поставки широкого спектра электронных компонентов отечественного и импортного производства напрямую от производителей и с крупнейших мировых складов;
- Поставка более 17-ти миллионов наименований электронных компонентов;
- Поставка сложных, дефицитных, либо снятых с производства позиций;
- Оперативные сроки поставки под заказ (от 5 рабочих дней);
- Экспресс доставка в любую точку России;
- Техническая поддержка проекта, помощь в подборе аналогов, поставка прототипов;
- Система менеджмента качества сертифицирована по Международному стандарту ISO 9001;
- Лицензия ФСБ на осуществление работ с использованием сведений, составляющих государственную тайну;
- Поставка специализированных компонентов (Xilinx, Altera, Analog Devices, Intersil, Interpoint, Microsemi, Aeroflex, Peregrine, Syfer, Eurofarad, Texas Instrument, Miteq, Cobham, E2V, MA-COM, Hittite, Mini-Circuits, General Dynamics и др.);

Помимо этого, одним из направлений компании «ЭлектроПласт» является направление «Источники питания». Мы предлагаем Вам помощь Конструкторского отдела:

- Подбор оптимального решения, техническое обоснование при выборе компонента;
- Подбор аналогов;
- Консультации по применению компонента;
- Поставка образцов и прототипов;
- Техническая поддержка проекта;
- Защита от снятия компонента с производства.



Как с нами связаться

Телефон: 8 (812) 309 58 32 (многоканальный)

Факс: 8 (812) 320-02-42

Электронная почта: org@eplast1.ru

Адрес: 198099, г. Санкт-Петербург, ул. Калинина, дом 2, корпус 4, литера А.