

3M™ Round, Shielded/Jacketed, Disc. Wire Cable

28 AWG Stranded, Twisted Pair, PVC/PVC

3600X Series



- Meets external wiring requirements of National Electrical Code, Article 725 (CL2)
- 28 AWG stranded wire provides flexibility
- Twisted pairs reduce crosstalk for balanced drive applications
- Dual shielding with aluminum film foil and copper braid provides excellent EMI/ESD protection
- Wires are color coded for easy identification
- 35 db average shielding effectiveness
- RoHS Compliant. See the Regulatory Information Appendix (RIA) in the “RoHS compliance” section of www.3Mconnectors.com for compliance information (RIA E1 & C1 apply)

Date Modified: June 1, 2012


TS-0388-C
Sheet 1 of 2

Physical

Jacket Material: Polyvinyl Chloride (PVC); **Color:** Beige

Primary Material: PVC

Marking:

Standard: (UL) CL2 75C 28 AWG 3M XX
C  AWM IIA/B 80C 150V FT1 EU <50V
(where XX may be NU, MR or NW)

Conductors: 28 AWG, 7 × 36 AWG [7 × Ø 0.127] Tinned Stranded Copper

Shielding: 0.001 [0.03] Thick Aluminum/Polyester Film Foil and
90% Coverage Tinned Copper Braid

Electrical

Voltage Rating: USA: N.E.C. 725, CL2 Canada: 150V EU: <50V

Insulation Resistance: (Primary Cable) > 1 × 10¹⁰ Ω/10 ft. [3 m]

| Characteristic Impedance: | Unbalanced | Balanced |
|----------------------------------|-------------------|-----------------|
| | 58 Ω | 91 Ω |

| | |
|--|--------------------------|
| Capacitance: 29.2 pF/ft [95.8 pF/m] | 18.5 pF/ft [60.7 pF/m] |
|--|--------------------------|

| | |
|---|--------------------------|
| Inductance: 0.10 μH/ft [0.33 μH/m] | 0.15 μH/ft [0.49 μH/m] |
|---|--------------------------|

| | |
|--|--------------------------|
| Propagation Delay: 1.69 ns/ft [5.54 ns/m] | 1.69 ns/ft [5.54 ns/m] |
|--|--------------------------|

| | |
|-------------------------------------|-----|
| Velocity of Propagation: 60% | 60% |
|-------------------------------------|-----|

Note: Unbalanced is measured between conductors within a pair with one conductor connected to the shield. Balanced is measured between conductors within a pair with the shield floating.

Environmental

Temperature Rating: USA: CL2; 75°C Max Canada: +80°C

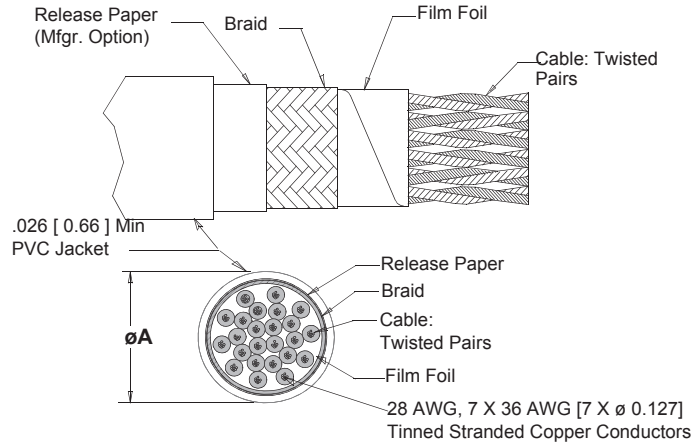
Flammability Rating: USA: N.E.C. 725, CL2 Canada: FT1

UL File No.: E118773, Power Limited Circuit Cable; CL2

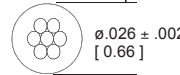
3M™ Round, Shielded/Jacketed, Disc. Wire Cable

28 AWG Stranded, Twisted Pair, PVC/PVC

3600X Series



| Number of Conductors | 3M Part Number | Dimension A +/- 0.02 [0.5] |
|----------------------|----------------|------------------------------|
| 14 (7 pair) | 3600X/14 | .22 [5.6] |
| 20 (10 pair) | 3600X/20 | .24 [6.1] |
| 24 (12 pair) | 3600X/24 | .25 [6.4] |
| 26 (13 pair) | 3600X/26 | .25 [6.4] |
| 36 (18 pair) | 3600X/36 | .29 [7.4] |
| 40 (20 pair) | 3600X/40 | .30 [7.6] |
| 50 (25 pair) | 3600X/50 | .32 [8.1] |
| 68 (34 pair) | 3600X/68 | .36 [9.1] |
| 80 (40 pair) | 3600X/80 | .39 [9.9] |
| 100 (50 pair) | 3600X/100 | .44 [11.2] |



Discrete Wire Detail

| Tolerance Unless Noted | | | |
|------------------------|-----------|------|-------|
| | Inch [mm] | | |
| | .0 | .00 | .000 |
| Inch | ±.1 | ±.05 | ±.010 |

[] Dimensions for Reference Only

| Pair Identification | | | | | | | | | | | | | |
|---------------------|------|---------------|--------|------|---------------|-------|------|------|---------------|--------|------|---------------|--------|
| Pair | Cond | 1st Conductor | | Cond | 2nd Conductor | | Pair | Cond | 1st Conductor | | Cond | 2nd Conductor | |
| | | Solid | Band | | Solid | Band | | | Solid | Band | | Solid | Band |
| 1 | 1 | Black | Red | 2 | Red | Black | 26 | 51 | Brown | Yellow | 52 | Yellow | Brown |
| 2 | 3 | Black | White | 4 | White | Black | 27 | 53 | Brown | Orange | 54 | Orange | Brown |
| 3 | 5 | Black | Green | 6 | Green | Black | 28 | 55 | Orange | Yellow | 56 | Yellow | Orange |
| 4 | 7 | Black | Blue | 8 | Blue | Black | 29 | 57 | Violet | Orange | 58 | Orange | Violet |
| 5 | 9 | Black | Yellow | 10 | Yellow | Black | 30 | 59 | Violet | Red | 60 | Red | Violet |
| 6 | 11 | Black | Brown | 12 | Brown | Black | 31 | 61 | Violet | White | 62 | White | Violet |
| 7 | 13 | Black | Orange | 14 | Orange | Black | 32 | 63 | Violet | Green | 64 | Green | Violet |
| 8 | 15 | Red | White | 16 | White | Red | 33 | 65 | Violet | Blue | 66 | Blue | Violet |
| 9 | 17 | Red | Green | 18 | Green | Red | 34 | 67 | Violet | Yellow | 68 | Yellow | Violet |
| 10 | 19 | Red | Blue | 20 | Blue | Red | 35 | 69 | Violet | Brown | 70 | Brown | Violet |
| 11 | 21 | Red | Yellow | 22 | Yellow | Red | 36 | 71 | Violet | Black | 72 | Black | Violet |
| 12 | 23 | Red | Brown | 24 | Brown | Red | 37 | 73 | Gray | White | 74 | White | Gray |
| 13 | 25 | Red | Orange | 26 | Orange | Red | 38 | 75 | Gray | Brown | 76 | Brown | Gray |
| 14 | 27 | Green | White | 28 | White | Green | 39 | 77 | Gray | Red | 78 | Red | Gray |
| 15 | 29 | Green | Blue | 30 | Blue | Green | 40 | 79 | Gray | Orange | 80 | Orange | Gray |
| 16 | 31 | Green | Yellow | 32 | Yellow | Green | 41 | 81 | Gray | Yellow | 82 | Yellow | Gray |
| 17 | 33 | Green | Brown | 34 | Brown | Green | 42 | 83 | Gray | Green | 84 | Green | Gray |
| 18 | 35 | Green | Orange | 36 | Orange | Green | 43 | 85 | Gray | Blue | 86 | Blue | Gray |
| 19 | 37 | White | Blue | 38 | Blue | White | 44 | 87 | Tan | Orange | 88 | Orange | Tan |
| 20 | 39 | White | Yellow | 40 | Yellow | White | 45 | 89 | Tan | Green | 90 | Green | Tan |
| 21 | 41 | White | Brown | 42 | Brown | White | 46 | 91 | Tan | Black | 92 | Black | Tan |
| 22 | 43 | White | Orange | 44 | Orange | White | 47 | 93 | Tan | Blue | 94 | Blue | Tan |
| 23 | 45 | Blue | Yellow | 46 | Yellow | Blue | 48 | 95 | Tan | White | 96 | White | Tan |
| 24 | 47 | Blue | Brown | 48 | Brown | Blue | 49 | 97 | Tan | Yellow | 98 | Yellow | Tan |
| 25 | 49 | Blue | Orange | 50 | Orange | Blue | 50 | 99 | Tan | Brown | 100 | Brown | Tan |

Ordering Information

3600X / XX XX

Jacket Color Options:
 A = Black Jacket (Special)
 B = Beige Jacket (Standard)
 G = Gray Jacket (Special)

Blank = Standard
 SF = Splice Free

Number of Conductors
 (See Table)

Note: Available in standard 100 ft, 200 ft and 300 ft rolls, please specify when ordering. Contact 3M for availability of additional conductor counts and/or custom roll lengths.

TS-0388-C
 Sheet 2 of 2

Important Notice

All statements, technical information, and recommendations related to 3M's products are based on information believed to be reliable, but the accuracy or completeness is not guaranteed. Before using this product, you must evaluate it and determine if it is suitable for your intended application. You assume all risks and liability associated with such use. Any statements related to the product which are not contained in 3M's current publications, or any contrary statements contained on your purchase order shall have no force or effect unless expressly agreed upon, in writing, by an authorized officer of 3M.

Warranty; Limited Remedy; Limited Liability.

This product will be free from defects in material and manufacture for a period of one (1) year from the time of purchase. **3M MAKES NO OTHER WARRANTIES INCLUDING, BUT NOT LIMITED TO, ANY IMPLIED WARRANTY OF MERCHANTABILITY OR FITNESS FOR A PARTICULAR PURPOSE.** If this product is defective within the warranty period stated above, your exclusive remedy shall be, at 3M's option, to replace or repair the 3M product or refund the purchase price of the 3M product. **Except where prohibited by law, 3M will not be liable for any indirect, special, incidental or consequential loss or damage arising from this 3M product, regardless of the legal theory asserted.**

**3M Electronics Solutions Division**

6801 River Place Blvd.
Austin, TX 78726-9000
U.S.A.
1-800-225-5373
www.3Mconnectors.com

3M is a trademark of 3M Company.

Please recycle. Printed in USA.
© 3M 2012. All rights reserved.
RIA-2217B-E



Компания «ЭлектроПласт» предлагает заключение долгосрочных отношений при поставках импортных электронных компонентов на взаимовыгодных условиях!

Наши преимущества:

- Оперативные поставки широкого спектра электронных компонентов отечественного и импортного производства напрямую от производителей и с крупнейших мировых складов;
- Поставка более 17-ти миллионов наименований электронных компонентов;
- Поставка сложных, дефицитных, либо снятых с производства позиций;
- Оперативные сроки поставки под заказ (от 5 рабочих дней);
- Экспресс доставка в любую точку России;
- Техническая поддержка проекта, помощь в подборе аналогов, поставка прототипов;
- Система менеджмента качества сертифицирована по Международному стандарту ISO 9001;
- Лицензия ФСБ на осуществление работ с использованием сведений, составляющих государственную тайну;
- Поставка специализированных компонентов (Xilinx, Altera, Analog Devices, Intersil, Interpoint, Microsemi, Aeroflex, Peregrine, Syfer, Eurofarad, Texas Instrument, Miteq, Cobham, E2V, MA-COM, Hittite, Mini-Circuits, General Dynamics и др.);

Помимо этого, одним из направлений компании «ЭлектроПласт» является направление «Источники питания». Мы предлагаем Вам помощь Конструкторского отдела:

- Подбор оптимального решения, техническое обоснование при выборе компонента;
- Подбор аналогов;
- Консультации по применению компонента;
- Поставка образцов и прототипов;
- Техническая поддержка проекта;
- Защита от снятия компонента с производства.



Как с нами связаться

Телефон: 8 (812) 309 58 32 (многоканальный)

Факс: 8 (812) 320-02-42

Электронная почта: org@eplast1.ru

Адрес: 198099, г. Санкт-Петербург, ул. Калинина, дом 2, корпус 4, литера А.