

Features

Regulated Converters

- SMD Constant Current LED Driver
- Built-in Class A or Class B EMC Filter
- Wide Input and Output Voltage Range
- Digital PWM and Analogue Voltage Dimming
- Short Circuit and Overtemperature Protected
- Low Cost
- EN/RAILWAYS Certified
- 5 Year Warranty

Description

The RCD-24-xxx/PL series is a step-down constant current source designed for driving high power LEDs. The converter uses a pinless SMD open frame design to reduce cost and size. Output currents available are 300mA, 350mA, 500mA, 600mA, 700mA and 1000mA with either Class A (Suffix /A) or Class B (suffix /B) built-in EMC filtering. Despite its compact size, the RCD-PL series is fully featured with very high efficiency, wide input voltage range, high ambient operating temperature and two means of LED dimming: PWM/digital control and analogue voltage dimming. Both dimming controls are independent and can be combined. The driver is also designed to be as reliable as the LEDs it is driving, even at the full ambient operating temperature and is designed for strip lighting, wall washers and fluorescent tube replacement designs, where a low profile and narrow width are demanded.

Selection Guide

Part Number	Input Range (VDC)	Output Current (mA)	Output Voltage (Vmin-Vmax)	Dimming Control	Mounting Style
RCD-24-0.30/PL*	4.5-36V	0-300	2-35	Digital + Analogue	Pinless SMD
RCD-24-0.35/PL*	4.5-36V	0-350	2-35	Digital + Analogue	Pinless SMD
RCD-24-0.50/PL*	4.5-36V	0-500	2-35	Digital + Analogue	Pinless SMD
RCD-24-0.60/PL*	4.5-36V	0-600	2-35	Digital + Analogue	Pinless SMD
RCD-24-0.70/PL*	4.5-36V	0-700	2-35	Digital + Analogue	Pinless SMD
RCD-24-1.00/PL/A	6-36V	0-1000	2-32	Digital + Analogue	Pinless SMD

* /A for EMC Class A input Filter add -R for Tape and Reel Packaging e.g. RCD-24-0.35/PL/B-R

* /B for EMC Class B input Filter

Note: RCD-24-1.00/PL/A only available with Class A Filter

Specifications (typical at 25°C, nominal input voltage, rated output current unless otherwise specified)

Input Voltage (absolute maximum)	40VDC max	
Recommended Input Voltage	6V min. / 24V typ. / 36VDC max	
Input Filter	Suffix /A	Capacitor
	Suffix /B	Class B with Pi Filter
	RCD-24-1.00/PL/A	Class A with Pi Filter
Output Current Accuracy (Vin=24V)	300-700mA	±2% typ, ±3% max
	1000mA	±3% typ, ±5% max
Internal Power Dissipation	Worst case load of 5 LEDs (300-700mA)	700mW max.
	Worst case load of 8 LEDs (1000mA), Vin=36V	1.6W typ.
Output Current Stability	Vin = 36V, Vout = 1-9 LEDs (300-700mA)	±1% max
	Vin = 36V, Vout = 1-8 LEDs (1000mA)	± 1.5% max.
Output Ripple and Noise (20MHz BW)	Vin=36V, Vout = 1-9 LEDs (300-700mA)	300mVp-p max
	Vin=36V, Vout = 1-8 LEDs (1000mA)	
Temperature Coefficient	-40°C to +85°C ambient ±0.015%/°C max	
Maximum Capacitive Load	100µF	
Operating Frequency	300-1000mA	212kHz min/ 250kHz typ/ 280kHz max
Efficiency at Full Load	300-700mA	96% typ.
	Vin=36V, Vout=8 LEDs (1000mA)	94% typ.
Short Circuit Protection	Regulated at rated output current	
Operating Temperature Range	300/350mA	-40°C to +85°C
	500mA	-40°C to +80°C
	600/700mA	-40°C to +75°C
	1000mA	-40°C to +65°C
Storage Temperature Range	-55°C to +125°C	
Relative Humidity	5% to 95% RH, non-condensing	

continued on next page

LIGHTLINE

DC/DC-Converter

with 5 year Warranty

RECOM

Constant Current LED Driver



E358085

EN-50121-3-2 Certified

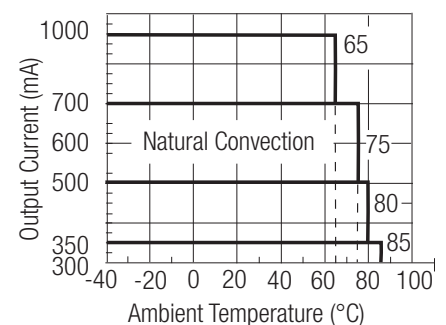
EN-60950-1 Certified

UL-60950-1 Certified

RCD-24/PL

Derating-Graph

(Ambient Temperature)



Refer to Application Notes

Specifications (typical at 25°C, nominal input voltage, rated output current unless otherwise specified)

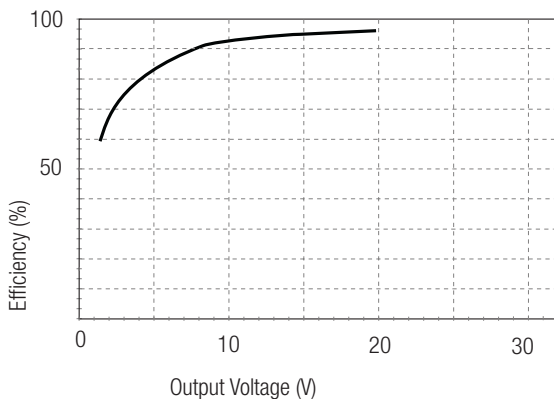
Dimensions	31.0 x 11.4 x 6.6mm	
Weight	1.9g	
Packing Quantity	12 pcs per Tube / 400 pcs per Reel	
Reflow Soldering Profile	265°C/10 sec max	
MTBF	(using MIL HDBK 217F) +25°C	>600 khours
PWM Dimming and ON/OFF Control (Leave open if not used)		
Remote ON/OFF	DC/DC ON	Open or $0V < V_r < 0.6V$
Threshold Voltages	DC/DC OFF (Standby)	$0.6 < V_r < 2.9V$
	DC/DC OFF (Full Shutdown)	$2.9V < V_r < 6V$
Remote Pin Drive Current	$V_r = 5V$	1mA max
Quiescent Input Current in Shutdown Mode	$V_{in} = 36V$	200µA max
Recommended PWM Frequency (measured 10%~90% Dimming)	For Linear Operation	200Hz
	Maximum Frequency	1000Hz
Analogue Dimming Control (leave open if not used)		
Input Voltage Range	300-1000mA	-0.3V - 15V
Control Voltage Range Limits (see Graph)	300-1000mA / Full On	$0.13V \pm 50mV$
	300-700mA / Full Off	$4.2V \pm 150mV$
	1000mA / Full Off	$4.35V \pm 100mV$
Analogue Pin Drive Current	300-1000mA / $V_c = 5V$	0.2mA max.
Environmental		
Shock / Vibration	EN61373	
EMC Railways	EN50121-3-2:2006	
Conducted Emissions	300-1000mA (/A Suffix)	EN55022, Class A
	300-700mA (/B Suffix)	EN55022, Class B
Radiated Emissions	EN55022, Class B	
ESD	EN61000-4-2, Criterion A	
Radiated Immunity	EN61000-4-3, Criterion A	
Fast Transient	EN61000-4-4, Criterion A	
Conducted Immunity	EN61000-4-6, Criterion A	

Note:

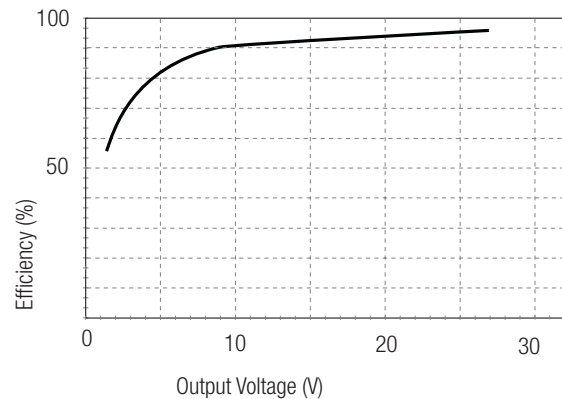
- All LED Drivers may not be used without a load. They must be switched on the primary side only. Noncompliance may damage the LED or reduce its lifetime.
- It is not possible to parallel the drivers to increase the current.

Typical Characteristics

$V_{in} = 24V, I_{out} = 300 \sim 1000mA$

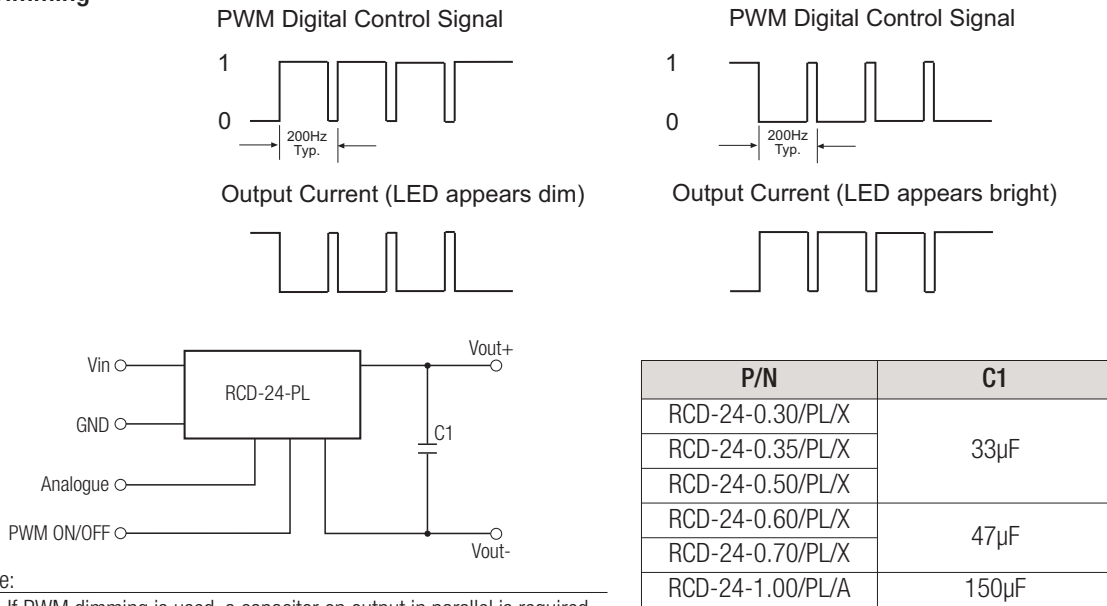


$V_{in} = 32V, I_{out} = 300 \sim 1000mA$



Dimming

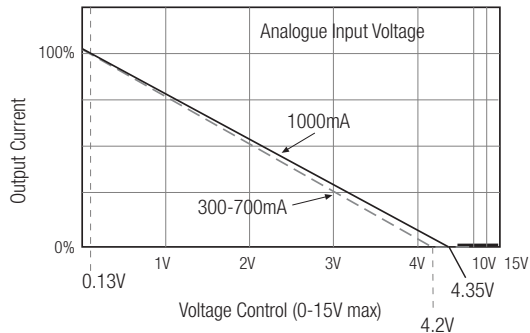
Digital Dimming



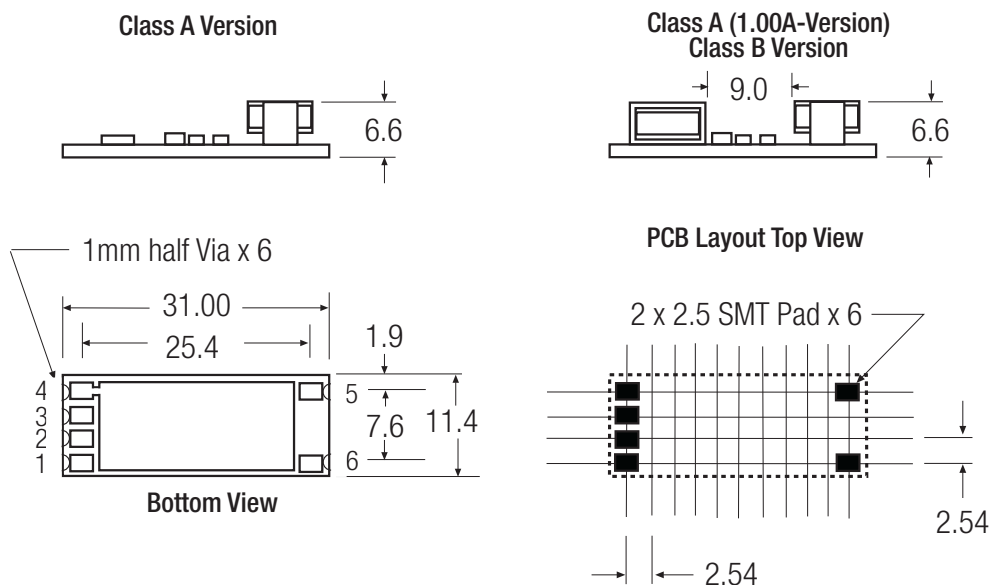
Note:

3. If PWM dimming is used, a capacitor on output in parallel is required.

Analogue Dimming



Package Style and Pinning



Pad #	Out	Comments
1	+Vin	DC Supply
2	Analogue Dimming	Leave open if not used
3	PWM/ON/OFF	Leave open if not used
4	GND	Do not connect to -Vout
5	-Vout	LED Cathode Connection
6	+Vout	LED Anode Connection

XX.X ± 0.5 mm
XX.XX ± 0.25 mm

The product information and specifications are subject to change without prior notice. RECOM products are not authorized for use in safety-critical applications (such as life support) without RECOM's explicit written consent. A safety-critical application is defined as an application where a failure of a RECOM product may reasonably be expected to endanger or cause loss of life, inflict bodily harm or damage property. The buyer shall indemnify and hold harmless RECOM, its affiliated companies and its representatives against any damage claims in connection with the unauthorized use of RECOM products in such safety-critical applications.



Компания «ЭлектроПласт» предлагает заключение долгосрочных отношений при поставках импортных электронных компонентов на взаимовыгодных условиях!

Наши преимущества:

- Оперативные поставки широкого спектра электронных компонентов отечественного и импортного производства напрямую от производителей и с крупнейших мировых складов;
- Поставка более 17-ти миллионов наименований электронных компонентов;
- Поставка сложных, дефицитных, либо снятых с производства позиций;
- Оперативные сроки поставки под заказ (от 5 рабочих дней);
- Экспресс доставка в любую точку России;
- Техническая поддержка проекта, помощь в подборе аналогов, поставка прототипов;
- Система менеджмента качества сертифицирована по Международному стандарту ISO 9001;
- Лицензия ФСБ на осуществление работ с использованием сведений, составляющих государственную тайну;
- Поставка специализированных компонентов (Xilinx, Altera, Analog Devices, Intersil, Interpoint, Microsemi, Aeroflex, Peregrine, Syfer, Eurofarad, Texas Instrument, Miteq, Cobham, E2V, MA-COM, Hittite, Mini-Circuits, General Dynamics и др.);

Помимо этого, одним из направлений компании «ЭлектроПласт» является направление «Источники питания». Мы предлагаем Вам помощь Конструкторского отдела:

- Подбор оптимального решения, техническое обоснование при выборе компонента;
- Подбор аналогов;
- Консультации по применению компонента;
- Поставка образцов и прототипов;
- Техническая поддержка проекта;
- Защита от снятия компонента с производства.



Как с нами связаться

Телефон: 8 (812) 309 58 32 (многоканальный)

Факс: 8 (812) 320-02-42

Электронная почта: org@eplast1.ru

Адрес: 198099, г. Санкт-Петербург, ул. Калинина, дом 2, корпус 4, литера А.