

Type 51 Series

Key Features

- Choice of Shafts and Edgewheels
- SPST Switch Style
- Available in Distribution
- Automatic Machine Insertable Modules
- Eyelet or PC Terminations
- Linear and Non-Linear Laws
- Multi Gang Versions Available



The Type 51 Series from TE Connectivity offers a small, high quality potentiometer system. You can choose a standalone module or a conventional bush potentiometer with shaft. Advanced carbon polymer element technology potentiometers with or without switches are available to meet your every requirements.

Characteristics - Electrical

Resistance Range	Linear Law:	470 Ohm to 4.7 Megohm
	Log Law:	2.2K Ohm to 470K Ohm
Resistance Values:		1.0, 2.2, 4.7 per decade
Tolerance:		± 20% (tighter by selection)
Power Rating	Linear Law:	0.2 Watt @ 40°C
	Log Law:	0.1 Watt @ 40°C
Operating Voltage	Linear Law:	350 VAC or 500 VDC maximum
	Log Law:	P maximum x R nominal
Load Life:		$\Delta R < 10\%$ after 1000 hours @ 70°C
Rotational Life:		$\sqrt{\Delta R} < 10\%$ @ 15,000 cycles
CRV (Linear Law):		$\Delta R < 1\%$
Isolation Voltage:		500 V dc
Insulation Resistance:		> 100 Megohm

Characteristics - Mechanical

Angle of Rotation:	300° ± 2°
Rotational Torque:	10 mNm maximum
Stop Strength:	400 mNm maximum
Rotational Life:	25,000 cycles

Characteristics - Environmental

Storage Temperature:	- 40°C to 85°C
Operating Temperature:	- 25°C to 70°C
Humidity:	< 15% ΔR RH 75% @ 35°C
Temperature Coefficient:	± 500 PPM/°C @ -25 to 70°C
Climatic Category:	25/070/10

Type 51 Series

Characteristics - Switch

Load Life:	1000 Hours at 0.5 W
Contact Resistance:	< 20 milliohm initial
Rating:	3.5 Amp @ 14.4 VDC
Contact Configuration:	SPST Off @ CCW E
On/Off Torque:	30 mNm maximum
Operational Angle:	30° maximum
Electrical Rotation:	50° to 295°

Soldering Condition

This product has been designed for flow solder only.

SOLDER BATH: 235°C +0°C/-5°C

IMMERSION TIME: 2 ±0.5 seconds

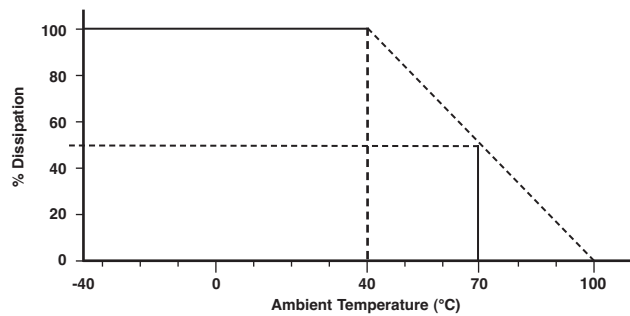
TEST CONDITIONS: IEC 391-1 clause 6.22.3

TEST METHOD: IEC 68-2

The Type 51 Series is designed for flow soldering only. If Hand Soldering is essential please take extreme care when applying solder.

Do not overheat the terminal by prolonged exposure to heat otherwise intermittent operation could result.

Derating Curve



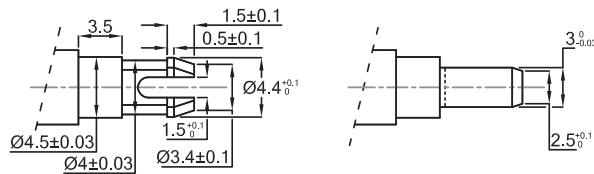
Dissipation as a function of temperature.

Potentiometers covered by this specification are derated from 100% rated dissipation at 40°C to zero dissipation at 100°C.

Linear Law 100% - 0.2W

Non-Linear Law 100% - 0.1W

Snap-In Shafts and Edgewheels - For Standalone Modules



The diagram illustrates the snap-in part of a plastic actuator which can be used to rotate the Series 51 Standalone module.

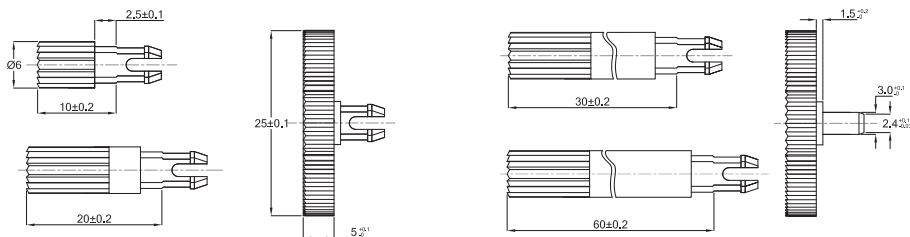
Accessory Options - For Standalone Modules

At the date of publication the following mould tools exist for plug in accessories:

Shafts 60 mm long x 6 mm diameter	with knurl end and screwdriver slot colour black
Shafts 30 mm long x 6 mm diameter	with knurl end and screwdriver slot colour black
Shafts 20 mm long x 6 mm diameter	with knurl end and screwdriver slot colour black
Shafts 10 mm long x 6 mm diameter	with knurl end and screwdriver slot colour black
Edgewheel for horizontal modules 25mm diameter	colour black.

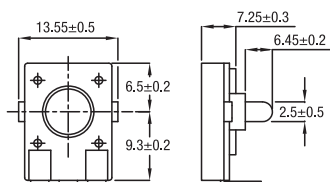
Type 51 Series

Thumbwheel Actuating Devices

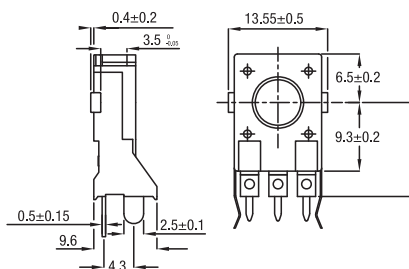


Dimensions - Single Module

Type 51 Horizontal



Type 53 Vertical

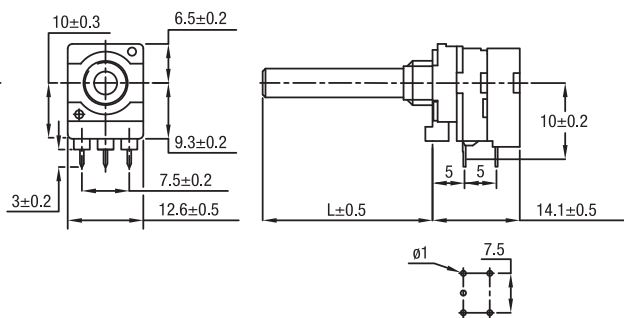


Dimensions - Potentiometer

Type 54 No Switch

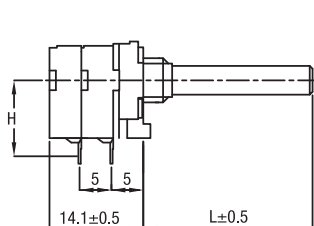


Type 56 with Switch



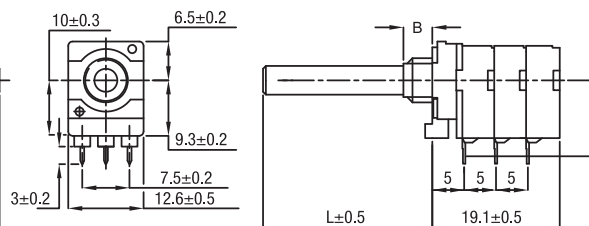
H - 10mm or 12.5mm to choice

Type 55 Dual Section



H - 10mm or 12.5mm to choice

Type 61 Triple Section

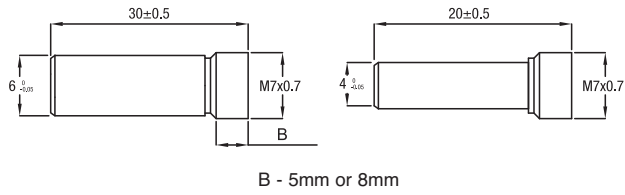


B - 5mm or 8mm

Type 61 has the same general dimensions as Type 55

Type 51 Series

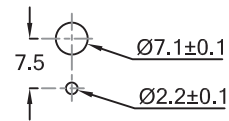
Spindle Options - Potentiometers with Bush



Panel Hole Data - Potentiometers with Bushes Required Mounting Holes in Chassis

For Single and Dual Gang Potentiometers with Mounting Bush M7 x 0.75mm.

Fix Potentiometer with Mounting Nut Supplied.
Max. Torque for tightening - 1 Nm
Thickness of Mounting Plate - 1mm



How to Order

51	102	A	4	20	PL
Common Part	Value	Resistance Law	Shaft Diameter	Shaft Length	Spindle Style
51 53 54 55 56 61	The first two digits are significant figures of the resistance value and the third one denotes the number of zeros following. e.g. 4K7: 472 47K: 473 470K: 474	A - Linear B - Log C - Inverse Log	4 - 4mm 6 - 6 mm	20 - 20mm 30 - 30mm	PL - Plain FL - Flatted



Компания «ЭлектроПласт» предлагает заключение долгосрочных отношений при поставках импортных электронных компонентов на взаимовыгодных условиях!

Наши преимущества:

- Оперативные поставки широкого спектра электронных компонентов отечественного и импортного производства напрямую от производителей и с крупнейших мировых складов;
- Поставка более 17-ти миллионов наименований электронных компонентов;
- Поставка сложных, дефицитных, либо снятых с производства позиций;
- Оперативные сроки поставки под заказ (от 5 рабочих дней);
- Экспресс доставка в любую точку России;
- Техническая поддержка проекта, помощь в подборе аналогов, поставка прототипов;
- Система менеджмента качества сертифицирована по Международному стандарту ISO 9001;
- Лицензия ФСБ на осуществление работ с использованием сведений, составляющих государственную тайну;
- Поставка специализированных компонентов (Xilinx, Altera, Analog Devices, Intersil, Interpoint, Microsemi, Aeroflex, Peregrine, Syfer, Eurofarad, Texas Instrument, Miteq, Cobham, E2V, MA-COM, Hittite, Mini-Circuits, General Dynamics и др.);

Помимо этого, одним из направлений компании «ЭлектроПласт» является направление «Источники питания». Мы предлагаем Вам помощь Конструкторского отдела:

- Подбор оптимального решения, техническое обоснование при выборе компонента;
- Подбор аналогов;
- Консультации по применению компонента;
- Поставка образцов и прототипов;
- Техническая поддержка проекта;
- Защита от снятия компонента с производства.



Как с нами связаться

Телефон: 8 (812) 309 58 32 (многоканальный)

Факс: 8 (812) 320-02-42

Электронная почта: org@eplast1.ru

Адрес: 198099, г. Санкт-Петербург, ул. Калинина, дом 2, корпус 4, литера А.