

Fume Diverter Installation, Operation and Maintenance



Made in the
United States of America



Figure 1. Menda [35463](#) Fume Diverter

Description

The Menda [35463](#) Fume Diverter is a heavy duty, light weight smoke diverter. The unit is specifically designed to divert or redirect soldering smoke away from the operator's face, thereby making the soldering process safer and more comfortable. The quiet, high volume fan and replaceable carbon filter capture much of the smoke and airborne particulate passing through it. The unit's compact size makes it perfect for densely populated workstations.

The Fume Diverter has a North American power cord and is constructed of powder coated heavy gauge steel for durability and long life. The secondary benefit is that the enclosure is ESD protected and corrosion proof. This makes the unit suitable and convenient for benchtop and field service applications.

Additional features include an illuminated power switch, replaceable filters and a magnetic diverter attachment.

The Fume Diverter and its accessories are available as the following item numbers:

Item	Description
35463	Fume Diverter, 120VAC
35464	Diverter Attachment
35465	Replacement Carbon Filter

Packaging

- 1 Fume Diverter, 120VAC
- 1 Diverter Attachment
- 4 Rubber Feet

Features and Components




Figure 2. Fume Diverter features and components

A. Filter Retainer: Detach the filter retainer from the Fume Diverter to gain access to the carbon filter.

B. Carbon Filter: The carbon filter is the only user serviceable part. Replace the filter once it becomes too dirty for use. See the Maintenance section for more information.

C. Power Switch: Toggle to the ON position to power the Fume Diverter. The switch will remain illuminated when the Fume Diverter is in use.

Installation

Place the Fume Diverter at a desired location where the airflow will not be restricted. The unit may be placed upright or on its left side. 4 rubber feet with adhesive backing are included if the Fume Diverter is to be placed on its side.

Attach the magnetic diverter attachment to the back of the unit. Orient the attachment so the fan's exhaust will not be directed to a nearby operator.

Ensure that the power switch is in the OFF position. Plug the power cord into the appropriate AC power source.



Figure 3. Laying the Fume Diverter on its side

An additional [35464](#) Diverter Attachment may be installed to the face of the Fume Diverter to optimize fume extraction from a particular area.



Figure 4. Installing an additional [35464](#) Fume Diverter

Operation

1. Place the front of the Fume Diverter as close to the fume source as possible without it interfering with the user's operation.
2. Make sure the exhaust side of the unit is free from obstruction, and use the diverter attachment to direct the fumes away from personnel.
3. Toggle the power switch to the ON position. The Fume Diverter is now ready to extract smoke and particulate away from the operator.




Figure 5. Using the Fume Diverter

Maintenance

The carbon filter on the intake side of the Fume Diverter is the only user serviceable part. To replace the filter, toggle the power switch to the OFF position, and unplug the unit from its electrical outlet. Unsnap the plastic holder from the unit, dispose the soiled filter, install a [35465](#) Replacement Carbon Filter and remount the plastic holder. The longevity of the filter will depend on how often the Fume Diverter is used and the cleanliness of its environment. A good rule of thumb is to replace it whenever it looks dirty.




Figure 6. Menda [35465](#) Replacement Carbon Filter

Specifications

Air Flow

One speed fan (105 CFM)

Chassis

Powder coated steel

Dimensions

8.5" x 6.0" x 2.6"
(22 cm x 15 cm x 7 cm)

Input Power

AC line power
100/120 VAC - 50/60Hz
North American plug

Weight

3.6 lbs (1.6 kg)

Limited Warranty, Warranty Exclusions, Limit of Liability and RMA Request Instructions

See the Menda warranty -

<http://menda.descoindustries.com/warranty.aspx>



Компания «ЭлектроПласт» предлагает заключение долгосрочных отношений при поставках импортных электронных компонентов на взаимовыгодных условиях!

Наши преимущества:

- Оперативные поставки широкого спектра электронных компонентов отечественного и импортного производства напрямую от производителей и с крупнейших мировых складов;
- Поставка более 17-ти миллионов наименований электронных компонентов;
- Поставка сложных, дефицитных, либо снятых с производства позиций;
- Оперативные сроки поставки под заказ (от 5 рабочих дней);
- Экспресс доставка в любую точку России;
- Техническая поддержка проекта, помощь в подборе аналогов, поставка прототипов;
- Система менеджмента качества сертифицирована по Международному стандарту ISO 9001;
- Лицензия ФСБ на осуществление работ с использованием сведений, составляющих государственную тайну;
- Поставка специализированных компонентов (Xilinx, Altera, Analog Devices, Intersil, Interpoint, Microsemi, Aeroflex, Peregrine, Syfer, Eurofarad, Texas Instrument, Miteq, Cobham, E2V, MA-COM, Hittite, Mini-Circuits, General Dynamics и др.);

Помимо этого, одним из направлений компании «ЭлектроПласт» является направление «Источники питания». Мы предлагаем Вам помощь Конструкторского отдела:

- Подбор оптимального решения, техническое обоснование при выборе компонента;
- Подбор аналогов;
- Консультации по применению компонента;
- Поставка образцов и прототипов;
- Техническая поддержка проекта;
- Защита от снятия компонента с производства.



Как с нами связаться

Телефон: 8 (812) 309 58 32 (многоканальный)

Факс: 8 (812) 320-02-42

Электронная почта: org@eplast1.ru

Адрес: 198099, г. Санкт-Петербург, ул. Калинина, дом 2, корпус 4, литера А.