



Anaren Integrated Radio (AIR)

Low-power RF modules, firmware & development tools that make it easy to 'go wireless'

2500 Series

The A2500R24A is a high-performance, FCC & IC certified and ETSI-compliant radio module that incorporates the Texas Instruments CC2500 transceiver chip, all in the industry's smallest package: 9 x 12 x 2.5mm.



A2500R24A

Features

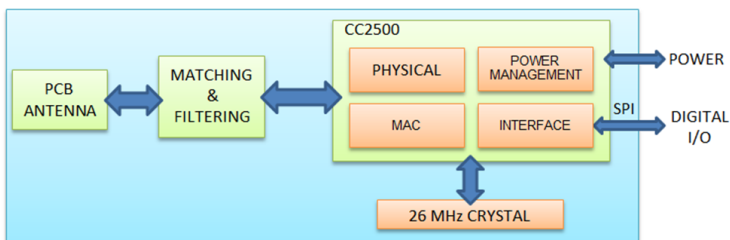
- Frequency range: 2400-2483.5 MHz
- FCC, IC and ETSI compliant, shielded package
FCC ID: X7J-A10030501 // IC: 8975A-A10030501
- Digital RSSI output
- Programmable output power up to +1.0dBm
- High sensitivity (2.4 kBaud, 1% packet error rate)
-104 dBm at 2442 MHz (compliant to FCC/IC/ETSI)
- Ultra-small package size: 9 x 12 x 2.5mm
- LGA footprint
- RoHS compliant
- Operating temperature -40 to +85°C
- Impedance-controlled, multi-layer PCB
- 1.8 to 3.6 VDC
- Low current consumption (16 mA in RX, 250 kBaud, 2442 MHz)
- 400 nA sleep mode current consumption
- Efficient SPI interface; all registers can be programmed with one "burst" transfer
- Available in tape & reel and matrix tray
- Module weight approximately 0.4 grams

Benefits

- Minimal RF engineering experience necessary
- No additional "Intentional Radiator" certification required (FCC 15.247a2, IC RSS-210, ETSI EN 300 328)
- Minimal real estate required
- Easily implemented on a two layer PCB
- No additional harmonic filtering required
- 100% RF-tested in production
- Common footprint for similar products in family
- No additional DC decoupling required
- Integrated analog temperature sensor
- Excellent receiver selectivity and blocking performance
- Suitable for frequency hopping systems, thanks to a fast-settling frequency synthesizer with 90 μ s settling time
- Impedance-matched balun for optimized efficiency
- Support for asynchronous and synchronous serial receive/transmit mode for backwards compatibility with existing radio

PLEASE NOTE: Additional information on the Texas Instruments CC2500 device can be found in the company's latest datasheet release at <http://www.ti.com>

Block diagram



This product is not to be used in any implantable medical device or external medical device intended to regulate or monitor biological functions, including but not limited to devices such as pacemakers, defibrillators, cardiac resynchronization devices, pressure sensors, biochemical stimulators and neurostimulators. ANAREN MAKES NO WARRANTY OF FITNESS OR MERCHANTABILITY OF THIS PRODUCT FOR ANY USE OF THIS TYPE. Anaren shall not be responsible for any consequential damages arising from the sale or use of this product for any use of this type. The ultimate user of the product assumes all risk of personal injury or death arising from a prohibited use.



The item described in this product brief is part of our total AIR Support solution. To learn more, visit our website or just ask us!



Anaren®
What'll we think of next?®

Anaren, Inc. | 6635 Kirkville Road | East Syracuse, NY 13057
800.411.6596 | www.anaren.com | AIR@anaren.com



Anaren Integrated Radio (AIR)

Low-power RF modules, firmware & development tools that make it easy to 'go wireless'

Product overview

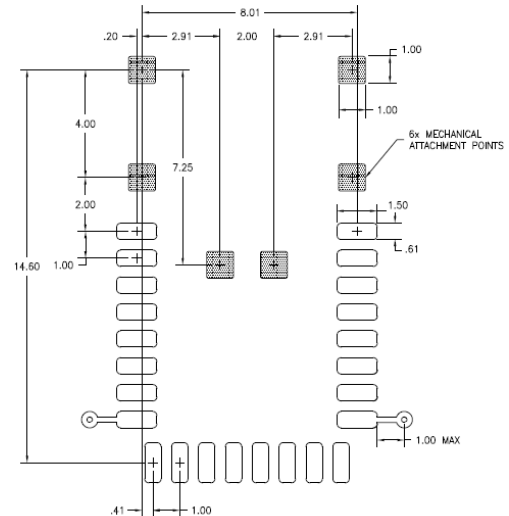
The A2500R24A is a high-performance, FCC & IC certified and ETSI-compliant radio module that incorporates the Texas Instruments CC2500 transceiver chip in the industry's smallest package (9 x 12 x 2.5mm) and is compatible with all TI-approved software stacks.

With an LGA pad footprint, this module is designed to effortlessly integrate into a wide range of applications, including: industrial control, building automation, low-power wireless sensor networks, lighting control, and automated meter reading.

The A2500R24A has an RoHS-compliant ENIG finish and is packaged on tape & reel or in matrix trays for high-volume automated manufacturing.

Layout Information

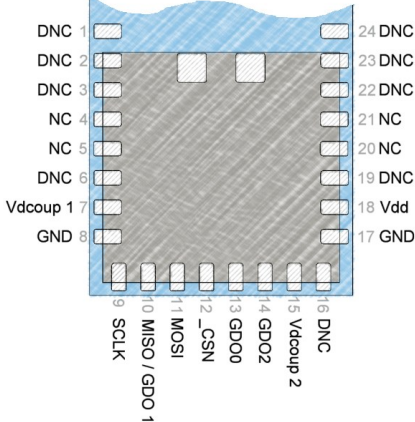
Top 2 pads optional for compatibility with other modules. Refer to User's Manual for additional layout guidelines. Dimensions in mm.



Footprint (PWB)

Pin diagram

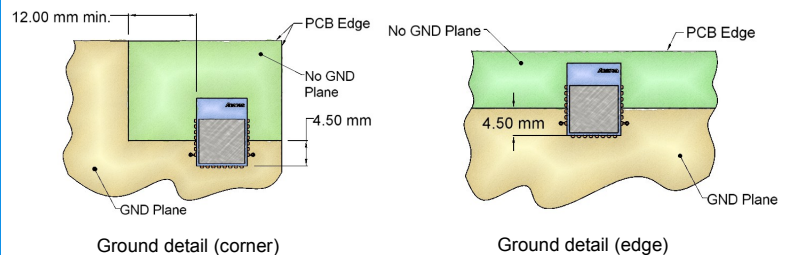
Viewed from top side



NC = "NO Connection"
Pin is NOT connected internally.

DNC = "Do Not Connect"
Pin reserved for internal use, ensure mating footprint pads are **isolated**.

GND = "Ground"
Connect the maximum number possible (minimum **one** for proper operation).



Ground detail (corner)

Ground detail (edge)

Nomenclature

A2500R24A00GR

① ② ③ ④ ⑤ ⑥ ⑦

- | | |
|---|---|
| A | (Anaren) |
| 1 | Chip series (CC1101, CC110L, CC2500) |
| 2 | Function (R = radio only) |
| 3 | Frequency band (x100MHz) |
| 4 | Form factor (A = Internal Antenna, C = Connector) |
| 5 | Design ID (00 = Default) |
| 6 | Application (G = General) |
| 7 | Packaging (R = Tape/Reel, M = Matrix Tray) |



Caution! ESD sensitive device. Precautions should be used when handling the device in order to prevent permanent damage.



The item described in this product brief is part of our total AIR Support solution. To learn more, visit our website or just ask us!

For more information see product User's Manual, available online.



Anaren® 1308a
What'll we think of next?®

Anaren, Inc. | 6635 Kirkville Road | East Syracuse, NY 13057
800.411.6596 | www.anaren.com | AIR@anaren.com



Компания «ЭлектроПласт» предлагает заключение долгосрочных отношений при поставках импортных электронных компонентов на взаимовыгодных условиях!

Наши преимущества:

- Оперативные поставки широкого спектра электронных компонентов отечественного и импортного производства напрямую от производителей и с крупнейших мировых складов;
- Поставка более 17-ти миллионов наименований электронных компонентов;
- Поставка сложных, дефицитных, либо снятых с производства позиций;
- Оперативные сроки поставки под заказ (от 5 рабочих дней);
- Экспресс доставка в любую точку России;
- Техническая поддержка проекта, помощь в подборе аналогов, поставка прототипов;
- Система менеджмента качества сертифицирована по Международному стандарту ISO 9001;
- Лицензия ФСБ на осуществление работ с использованием сведений, составляющих государственную тайну;
- Поставка специализированных компонентов (Xilinx, Altera, Analog Devices, Intersil, Interpoint, Microsemi, Aeroflex, Peregrine, Syfer, Eurofarad, Texas Instrument, Miteq, Cobham, E2V, MA-COM, Hittite, Mini-Circuits, General Dynamics и др.);

Помимо этого, одним из направлений компании «ЭлектроПласт» является направление «Источники питания». Мы предлагаем Вам помощь Конструкторского отдела:

- Подбор оптимального решения, техническое обоснование при выборе компонента;
- Подбор аналогов;
- Консультации по применению компонента;
- Поставка образцов и прототипов;
- Техническая поддержка проекта;
- Защита от снятия компонента с производства.



Как с нами связаться

Телефон: 8 (812) 309 58 32 (многоканальный)

Факс: 8 (812) 320-02-42

Электронная почта: org@eplast1.ru

Адрес: 198099, г. Санкт-Петербург, ул. Калинина, дом 2, корпус 4, литера А.