


Test disconnect terminal block - UT 6-T-HV P/P - 3070121

Please be informed that the data shown in this PDF Document is generated from our Online Catalog. Please find the complete data in the user's documentation. Our General Terms of Use for Downloads are valid (<http://download.phoenixcontact.com>)



Test disconnect terminal block, Connection method: Screw connection, Cross section: 0.2 mm² -10 mm² , AWG: 24 - 8, Width: 8.2 mm, Mounting type: NS 35/7,5, NS 35/15, NS 32, Color: gray

Product Features

- ✓ The terminal block provides a function shaft on both sides of the disconnect point and can be fitted with plug-in bridges and test adapters with 4 mm diameter
- ✓ The KSS short-circuit plugs make contact either in the test adapter or the test socket screws of the terminal points
- ✓ The CARRIER 35-8 offers a parking option for KSS ... short-circuit plugs and FBS ... plug-in bridges
- ✓ Compact 1000 V test disconnect terminal block with screw disconnect slide



Key commercial data

Packing unit	1 1
Minimum order quantity	50 1
Weight per Piece (excluding packing)	1.38 GRM
Custom tariff number	85369010
Country of origin	China

Technical data

General

Number of levels	1
Number of connections	2
Color	gray
Insulating material	PA
Inflammability class according to UL 94	V0
Maximum load current	57 A (with 10 mm ² conductor cross section)
Rated surge voltage	6 kV
Pollution degree	3
Surge voltage category	III

Test disconnect terminal block - UT 6-T-HV P/P - 3070121

Technical data

General

Insulating material group	I
Connection in acc. with standard	IEC 60947-7-1
Nominal current I_N	41 A
Nominal voltage U_N	1000 V
Open side panel	ja

Dimensions

Width	8.2 mm
Length	72.6 mm
Height NS 35/7,5	54.3 mm
Height NS 35/15	61.8 mm
Height NS 32	59.3 mm

Connection data

Note	Terminal point
Conductor cross section solid min.	0.2 mm ²
Conductor cross section solid max.	10 mm ²
Conductor cross section AWG/kcmil min.	24
Conductor cross section AWG/kcmil max.	8
Conductor cross section stranded min.	0.2 mm ²
Conductor cross section stranded max.	10 mm ²
Min. AWG conductor cross section, stranded	24
Max. AWG conductor cross section, stranded	8
Conductor cross section stranded, with ferrule without plastic sleeve min.	0.25 mm ²
Conductor cross section stranded, with ferrule without plastic sleeve max.	6 mm ²
Conductor cross section stranded, with ferrule with plastic sleeve min.	0.25 mm ²
Conductor cross section stranded, with ferrule with plastic sleeve max.	6 mm ²
2 conductors with same cross section, solid min.	0.2 mm ²
2 conductors with same cross section, solid max.	2.5 mm ²
2 conductors with same cross section, stranded min.	0.2 mm ²
2 conductors with same cross section, stranded max.	2.5 mm ²
2 conductors with same cross section, stranded, TWIN ferrules with plastic sleeve, min.	0.5 mm ²
2 conductors with same cross section, stranded, TWIN ferrules with plastic sleeve, max.	4 mm ²
2 conductors with same cross section, stranded, ferrules without plastic sleeve, min.	0.25 mm ²
2 conductors with same cross section, stranded, ferrules without plastic sleeve, max.	1.5 mm ²
Connection method	Screw connection

Test disconnect terminal block - UT 6-T-HV P/P - 3070121

Technical data

Connection data

Stripping length	12 mm
Internal cylindrical gage	A5
Screw thread	M4
Tightening torque, min	1.2 Nm
Tightening torque max	1.4 Nm

Classifications

eCl@ss

eCl@ss 4.0	27141126
eCl@ss 4.1	27141126
eCl@ss 5.0	27141126
eCl@ss 5.1	27141126
eCl@ss 6.0	27141126
eCl@ss 7.0	27141126
eCl@ss 8.0	27141126

ETIM

ETIM 2.0	EC000902
ETIM 3.0	EC000902
ETIM 4.0	EC000902
ETIM 5.0	EC000902

UNSPSC

UNSPSC 6.01	30211811
UNSPSC 7.0901	39121410
UNSPSC 11	39121410
UNSPSC 12.01	39121410
UNSPSC 13.2	39121410

Approvals

Approvals

Approvals

GOST


Test disconnect terminal block - UT 6-T-HV P/P - 3070121

Approvals

Ex Approvals

Approvals submitted

Approval details



Accessories

Accessories

Bridge

Plug-in bridge - FBS 2-8 - 3030284



Plug-in bridge, Number of positions: 2, Color: red

Plug-in bridge - FBS 3-8 - 3030297



Plug-in bridge, Number of positions: 3, Color: red

Plug-in bridge - FBS 4-8 - 3030307



Plug-in bridge, Number of positions: 4, Color: red

Test disconnect terminal block - UT 6-T-HV P/P - 3070121

Accessories

Plug-in bridge - FBS 5-8 - 3030310



Plug-in bridge, Number of positions: 5, Color: red

Plug-in bridge - FBS 10-8 - 3030323



Plug-in bridge, Number of positions: 10, Color: red

Plug-in bridge - FBS 6-8 - 3032470



Plug-in bridge, Number of positions: 6, Color: red

Plug-in bridge - FBS 1/3-8 - 3032363



Plug-in bridge, Number of positions: 3, Pin assignment: 1,3, Color: red

Plug-in bridge - FBS 1/4-8 - 3032376



Plug-in bridge, Number of positions: 4, Pin assignment: 1,4, Color: red

Test disconnect terminal block - UT 6-T-HV P/P - 3070121

Accessories

Plug-in bridge - FBS 1/3/5-8 - 3032389



Plug-in bridge, Number of positions: 5, Pin assignment: 1,3,5, Color: red

Plug-in bridge - FBS 1/4/7/10-8 - 3032402



Plug-in bridge, Number of positions: 10, Pin assignment: 1,4,7,10, Color: red

Switching jumper - SB-ME 2-8 - 3034468



Switching jumper, Length: 24.7 mm, Width: 16.4 mm, Number of positions: 2, Color: gray/orange

Switching jumper - SB-ME 3-8 - 3032800



Switching jumper, Length: 24.7 mm, Width: 24.6 mm, Number of positions: 3, Color: gray/orange

Switching jumper - SB-ME 4-8 - 3034484



Switching jumper, Length: 24.7 mm, Width: 32.8 mm, Number of positions: 4, Color: gray/orange

Plug-in bridge - FBS 1/5-8 - 3032381

Plug-in bridge, Number of positions: 5, Pin assignment: 1,5

Test disconnect terminal block - UT 6-T-HV P/P - 3070121

Accessories

Plug-in bridge - FBSRH 2-8 - 3033802



Plug-in bridge, Number of positions: 2, Color: red

Plug-in bridge - FBSRH 3-8 - 3033803



Plug-in bridge, Number of positions: 3, Color: red

Plug-in bridge - FBSRH 4-8 - 3033804



Plug-in bridge, Number of positions: 4, Color: red

Plug-in bridge - FBSR 2-8 - 3033808



Plug-in bridge, Number of positions: 2, Color: red

Plug-in bridge - FBSR 3-8 - 3001597



Plug-in bridge, Number of positions: 3, Color: red

Test disconnect terminal block - UT 6-T-HV P/P - 3070121

Accessories

Plug-in bridge - FBSR 5-8 - 3033809



Plug-in bridge, Number of positions: 5, Color: red

Plug-in bridge - FBSR 10-8 - 3001599



Plug-in bridge, Number of positions: 10, Color: red

Plug-in bridge - FBSR 16-8 - 3033816



Plug-in bridge, Number of positions: 16, Color: red

Plug-in bridge - FBSR 1/6/11/16-8 - 3033820



Plug-in bridge, non-adjacent, Number of positions: 16, Pin assignment: 1, 6, 11, 16, Color: red

Plug-in bridge - FBSR 1/7/13/16-8 - 3033821



Plug-in bridge, non-adjacent, Number of positions: 16, Pin assignment: 1, 7, 13, 16, Color: red

Test disconnect terminal block - UT 6-T-HV P/P - 3070121

Accessories

Plug-in bridge - FBSR 1/6/11/14-8 - 3033822



Plug-in bridge, non-adjacent, Number of positions: 16, Pin assignment: 1, 6, 11, 14, Color: red

Cover profile

Cover profile - AP-ME METER - 3034361



Cover profile, for covering terminal strips, snapped onto APT-ME cover profile carrier or APH-ME end bracket. A cover profile carrier should be positioned at the ends and at intervals of around 40 cm. Length supplied: 1 m

Cover profile - APH-ME - 3034374



Cover profile carrier for mounting on NS 35/7.5 DIN rail for attaching the cover profile AP-ME

Cover profile - APT-ME - 3034358



Cover profile carrier for mounting on NS 35/7.5 DIN rail for attaching the cover profile AP-ME

End block

End clamp - E/UK - 1201442



End clamp, for assembly on NS 32 or NS 35/7.5 DIN rail

Test disconnect terminal block - UT 6-T-HV P/P - 3070121

Accessories

End clamp - E/UK 1 - 1201413



End clamps, for supporting the ends of double-level and three-level terminal blocks, width: 10 mm, color: gray

End cover

End cover - D-UT 6-T-HV - 3070147



End cover, Length: 72.6 mm, Width: 2.2 mm, Color: gray

Spacer plate - DP PS-8 - 3036741



Spacer plate, Color: red

Flange

End clamp - CARRIER 35-8 - 3034387



End clamp, Width: 8.2 mm, Color: gray, Mounting type: NS 35/7,5, NS 35/15

Labeled terminal marker

Test disconnect terminal block - UT 6-T-HV P/P - 3070121

Accessories

Zack marker strip - ZB 8 CUS - 0825011



Zack marker strip, Can be ordered: Strip, white, Labeled according to customer specifications, Mounting type: Snap into tall marker groove, For terminal block width: 8.2 mm, Lettering field: 10.5 x 8.15 mm

Marker for terminal blocks - UC-TM 8 CUS - 0824597



Marker for terminal blocks, Can be ordered: By sheet, white, Labeled according to customer specifications, Mounting type: Snap into tall marker groove, For terminal block width: 8.2 mm, Lettering field: 7.6 x 10.5 mm

Marker for terminal blocks - UCT-TM 8 CUS - 0829616



Marker for terminal blocks, Can be ordered: By sheet, white, Labeled according to customer specifications, Mounting type: Snap into tall marker groove, For terminal block width: 8.2 mm, Lettering field: 7.6 x 10.5 mm

Marker pen

Marker pen - X-PEN 0,35 - 0811228



Marker pen without ink cartridge, for manual labeling of markers, labeling extremely wipe-proof, line thickness 0.35 mm

Mounting rail

DIN rail - NS 32 PERF 2000MM - 1201002



G-profile DIN rail, material: Steel, perforated, height 15 mm, width 32 mm, length 2 m

Test disconnect terminal block - UT 6-T-HV P/P - 3070121

Accessories

DIN rail - NS 32 UNPERF 2000MM - 1201015



G-profile DIN rail, material: Steel, unperforated, height 15 mm, width 32 mm, length 2 m

DIN rail perforated - NS 35/ 7,5 PERF 2000MM - 0801733



DIN rail, material: steel galvanized and passivated with a thick layer, perforated, height 7.5 mm, width 35 mm, length: 2000 mm

DIN rail - NS 35/ 7,5 UNPERF 2000MM - 0801681



DIN rail, material: Steel, unperforated, height 7.5 mm, width 35 mm, length: 2 m

DIN rail - NS 35/ 7,5 WH PERF 2000MM - 1204119



DIN rail 35 mm (NS 35)

DIN rail - NS 35/ 7,5 WH UNPERF 2000MM - 1204122



DIN rail 35 mm (NS 35)

Test disconnect terminal block - UT 6-T-HV P/P - 3070121

Accessories

DIN rail, unperforated - NS 35/ 7,5 AL UNPERF 2000MM - 0801704



DIN rail, unperforated, Width: 35 mm, Height: 7.5 mm, Length: 2000 mm, Color: silver

DIN rail - NS 35/ 7,5 ZN PERF 2000MM - 1206421



DIN rail, material: Galvanized, perforated, height 7.5 mm, width 35 mm, length: 2 m

DIN rail - NS 35/ 7,5 ZN UNPERF 2000MM - 1206434



DIN rail, material: Galvanized, unperforated, height 7.5 mm, width 35 mm, length: 2 m

DIN rail - NS 35/ 7,5 CU UNPERF 2000MM - 0801762



DIN rail, material: Copper, unperforated, height 7.5 mm, width 35 mm, length: 2 m

End cap - NS 35/ 7,5 CAP - 1206560

DIN rail end piece, for DIN rail NS 35/7.5

Test disconnect terminal block - UT 6-T-HV P/P - 3070121


Accessories

DIN rail perforated - NS 35/15 PERF 2000MM - 1201730



DIN rail, material: steel galvanized and passivated with a thick layer, perforated, height 15 mm, width 35 mm, length: 2000 mm

DIN rail - NS 35/15 UNPERF 2000MM - 1201714



DIN rail, material: Steel, unperforated, height 15 mm, width 35 mm, length: 2 m

DIN rail - NS 35/15 WH PERF 2000MM - 0806602



DIN rail 35 mm (NS 35)

DIN rail - NS 35/15 WH UNPERF 2000MM - 1204135



DIN rail 35 mm (NS 35)

DIN rail, unperforated - NS 35/15 AL UNPERF 2000MM - 1201756



DIN rail, deep drawn, high profile, unperforated, 1.5 mm thick, material: aluminum, height 15 mm, width 35 mm, length 2000 mm

Test disconnect terminal block - UT 6-T-HV P/P - 3070121

Accessories

DIN rail - NS 35/15 ZN PERF 2000MM - 1206599



DIN rail, material: Galvanized, perforated, height 15 mm, width 35 mm, length: 2 m

DIN rail - NS 35/15 ZN UNPERF 2000MM - 1206586



DIN rail, material: Galvanized, unperforated, height 15 mm, width 35 mm, length: 2 m

DIN rail - NS 35/15 CU UNPERF 2000MM - 1201895



DIN rail, material: Copper, unperforated, 1.5 mm thick, height 15 mm, width 35 mm, length: 2 m

End cap - NS 35/15 CAP - 1206573



DIN rail end piece, for DIN rail NS 35/15

DIN rail - NS 35/15-2,3 UNPERF 2000MM - 1201798



DIN rail, material: Steel, unperforated, 2.3 mm thick, height 15 mm, width 35 mm, length: 2 m

Partition plate

Test disconnect terminal block - UT 6-T-HV P/P - 3070121

Accessories

Partition plate - ATP-URTK/SP - 0311139



Partition plate, Length: 99 mm, Width: 2 mm, Height: 64 mm, Color: gray

Screwdriver tools

Screwdriver - SZG 0,9X6,5 VDE - 1205134



Screwdriver, slot-headed, graded, for test socket screws, size: 0.9 x 6.5 x 175 mm, 2-component grip, with non-slip grip

Screwdriver - SZS 1,0X6,5 VDE - 1205079



Screwdriver, slot-headed, VDE insulated, size: 1.0 x 6.5 x 150 mm, 2-component grip, with non-slip grip

Screwdriver - SZS 1,0X4,0 VDE - 1205066



Screwdriver, slot-headed, VDE insulated, size: 1.0 x 4.0 x 100 mm, 2-component grip, with non-slip grip

Short-circuit connector

Short-circuit connector - KSS 8 - 0311540



Short-circuit connector, Number of positions: 2, Color: black

Test disconnect terminal block - UT 6-T-HV P/P - 3070121

Accessories

Short-circuit connector - KSS 4- 8 - 0309549



Short-circuit connector, Number of positions: 4, Color: black

Switching lock

Switching lock - S-UT 6-T-HV - 3070150



Switching lock, Length: 12 mm, Width: 8.2 mm, Color: white

Terminal marking

Zack marker strip - ZB 8:UNBEDRUCKT - 1052002



Zack marker strip, Strip, white, Unlabeled, Can be labeled with: Plotter, Mounting type: Snap into tall marker groove, For terminal block width: 8.2 mm, Lettering field: 10.5 x 8.15 mm

Marker for terminal blocks - UC-TM 8 - 0818072



Marker for terminal blocks, Sheet, white, Unlabeled, Can be labeled with: BLUEMARK CLED, BLUEMARK LED, Plotter, Mounting type: Snap into tall marker groove, For terminal block width: 8.2 mm, Lettering field: 7.6 x 10.5 mm

Test disconnect terminal block - UT 6-T-HV P/P - 3070121

Accessories

Marker for terminal blocks - UCT-TM 8 - 0828740



Marker for terminal blocks. Sheet, white, Unlabeled, Can be labeled with: THERMOMARK CARD PLUS, THERMOMARK CARD, BLUEMARK CLED, BLUEMARK LED, Mounting type: Snap into tall marker groove, For terminal block width: 8.2 mm, Lettering field: 7.6 x 10.5 mm

Test plug terminal block

Test adapter - PAI-4-FIX BU - 3032729



Test adapter, Color: blue

Test adapter - PAI-4-FIX OG - 3034455



Test adapter, Color: orange

Test adapter - PAI-4-FIX YE - 3032745



Test adapter, Color: yellow

Test adapter - PAI-4-FIX RD - 3032732



Test adapter, Color: red

Test disconnect terminal block - UT 6-T-HV P/P - 3070121

Accessories

Test adapter - PAI-4-FIX GN - 3032758



Test adapter, Color: green

Test adapter - PAI-4-FIX BK - 3032774



Test adapter, Color: black

Test adapter - PAI-4-FIX GY - 3032790



Test adapter, Color: gray

Test adapter - PAI-4-FIX VT - 3032761



Test adapter, Color: violet

Test adapter - PAI-4-FIX BN - 3032787



Test adapter, Color: brown

Test disconnect terminal block - UT 6-T-HV P/P - 3070121

Accessories

Test adapter - PS-8 - 3031005



Test adapter, Color: red

Test adapter - PS-8/2,3MM RD - 3048564



Test adapter, Color: red

Drawings

Circuit diagram





Компания «ЭлектроПласт» предлагает заключение долгосрочных отношений при поставках импортных электронных компонентов на взаимовыгодных условиях!

Наши преимущества:

- Оперативные поставки широкого спектра электронных компонентов отечественного и импортного производства напрямую от производителей и с крупнейших мировых складов;
- Поставка более 17-ти миллионов наименований электронных компонентов;
- Поставка сложных, дефицитных, либо снятых с производства позиций;
- Оперативные сроки поставки под заказ (от 5 рабочих дней);
- Экспресс доставка в любую точку России;
- Техническая поддержка проекта, помощь в подборе аналогов, поставка прототипов;
- Система менеджмента качества сертифицирована по Международному стандарту ISO 9001;
- Лицензия ФСБ на осуществление работ с использованием сведений, составляющих государственную тайну;
- Поставка специализированных компонентов (Xilinx, Altera, Analog Devices, Intersil, Interpoint, Microsemi, Aeroflex, Peregrine, Syfer, Eurofarad, Texas Instrument, Miteq, Cobham, E2V, MA-COM, Hittite, Mini-Circuits, General Dynamics и др.);

Помимо этого, одним из направлений компании «ЭлектроПласт» является направление «Источники питания». Мы предлагаем Вам помощь Конструкторского отдела:

- Подбор оптимального решения, техническое обоснование при выборе компонента;
- Подбор аналогов;
- Консультации по применению компонента;
- Поставка образцов и прототипов;
- Техническая поддержка проекта;
- Защита от снятия компонента с производства.



Как с нами связаться

Телефон: 8 (812) 309 58 32 (многоканальный)

Факс: 8 (812) 320-02-42

Электронная почта: org@eplast1.ru

Адрес: 198099, г. Санкт-Петербург, ул. Калинина, дом 2, корпус 4, литера А.