

Features

- ◆ Compact metal package
- ◆ Wide 2:1 input voltage ranges
16.5–36, 33–75 VDC
- ◆ Very high efficiency up to 93%
- ◆ No minimum load
- ◆ Soft start
- ◆ Adjustable output voltage +10/-20%
- ◆ Sense line
- ◆ Remote On/Off input
- ◆ Reverse input voltage protection
- ◆ Over temperature protection
- ◆ Optional Heatsink
- ◆ 3-year product warranty



(Models pictured with optional heatsink)

The TEP 160 Series is a family of isolated high performance dc-dc converter modules with wide 2:1 input voltage ranges which come in a rugged, sealed industry standard half brick package.

A very high efficiency allows full power operation without forced air cooling at 25°C. This temperature can be increased to 40°C with optional mounted heatsink or up to 60°C when mounted on an iron base plate. The very wide input voltage range and reverse input voltage protection make these converters interesting solution for battery operated systems. Typical applications are in telecom/datacom, industry control and railway systems for on board power distribution.

These series is available in many optional designs on demand --> see options.

Standard Models

Order code	Input voltage	Output voltage	Output current max.	Efficiency typ.
TEP 160-2412	16.5 – 36 VDC (24 VDC nominal)	12 VDC	13 A	92 %
TEP 160-2413		15 VDC	10 A	92 %
TEP 160-2415		24 VDC	6.5 A	93 %
TEP 160-2416		28 VDC	5.5 A	93 %
TEP 160-2418		48 VDC	3.3 A	92 %
TEP 160-4812	33 – 75 VDC (48 VDC nominal)	12 VDC	16 A	92 %
TEP 160-4813		15 VDC	13 A	93 %
TEP 160-4815		24 VDC	8 A	92 %
TEP 160-4816		28 VDC	7 A	92 %
TEP 160-4818		48 VDC	4 A	92 %
TEP 160-48153		53 VDC	3.7 A	92 %

Options

TEP-HS1	Heat-sink for standard version (incl. mounting screws and thermal pad)
TCK-xxx	Common mode chokes for filter proposals to meet EN55022 class A/B --> see application note
on demand	Models with 3.3 VDC/~ 40 A or 5.0 VDC/~ 30 A output
	Negative (passive = Off) Remote On/Off function (standard is passive = On)
	Sync pin to synchronize switching frequency of up to 3 units (EMC reason)

Input Specifications

Input current at no load (nominal input voltage)	24 V models: 35 mA typ. 48 V models: 25 mA typ.
Start-up voltage	24 V models: 18 VDC max. 48 V models: 34 VDC max.
Under voltage shut down	24 V models: 15.5 – 16.3 VDC 48 V models: 31.6 – 32.5 VDC
Surge voltage (1 sec. max.)	24 V models: 50 VDC 48 V models: 100 VDC
Conducted noise	EN 55022 class A/B with external components see application note
EMC immunity	EN 50121-3-2 EN 61000-4-2, air ± 8 kV, contact ± 6 kV, perf. criteria A EN 61000-4-3, 20 V/m, perf. criteria A EN 61000-4-4, ± 2 kV, perf. criteria A EN 61000-4-5, ± 2 kV perf. criteria A 24 / 48V models: chemi-con KY 220 μ F, 100 V, ESR 48 mOhm EN 61000-4-6, 10 Vrms, perf. criteria A
Reverse voltage protection	parallel diode

Output Specifications

Voltage set accuracy (at full load, nominal input)	± 1 %
Output voltage adjustment	+10 % / -20 % by external resistor see application note
Regulation	- Input variation $V_{in \text{ min.}}$ to $V_{in \text{ max.}}$ - Load variation (0 – 100 %)
Temperature coefficient	± 0.02 %/K
Minimum load	not required
Remote sense	10 % max. of $V_{out \text{ nom.}}$ (trim up value to subtract)
Ripple and noise (20 MHz Bandwidth)	12 – 15 VDC models: 100 mVp-p typ. 24 – 28 VDC models: 200 mVp-p typ. 48 – 53 VDC models: 300 mVp-p typ.
Start up time (nominal V_{in} and constant resistive load)	75 ms typ. (at power On or remote On)
Transient response (25 % load step change)	250 μ s typ.
Output current limitation	at 120 – 150 % of $I_{out \text{ max.}}$
Over voltage protection	at 115 – 130 % of $V_{out \text{ nom.}}$
Short circuit protection	indefinite, automatic recovery.
Capacitive load	12 VDC models: 10'800 / 13'300 μ f 15 VDC models: 6'600 / 8'600 μ f 24 VDC models: 2'700 / 3'300 μ f 28 VDC models: 1'900 / 2'500 μ f 48 VDC models: 680 / 830 μ f 53 VDC model: 690 μ f

General Specifications

Temperature ranges	<ul style="list-style-type: none"> - Operating - Case temperature - Storage 	<ul style="list-style-type: none"> -40°C to +75°C +115°C max. -55°C to +125°C
Thermal impedance	<ul style="list-style-type: none"> - without heat-sink - with heat-sink 	<ul style="list-style-type: none"> 6.1°C/W 5.1°C/W
Power derating	<ul style="list-style-type: none"> - without heat-sink - with heat-sink - with iron base plate (1.9" x 3.5" x 0.063") 	<ul style="list-style-type: none"> depending on installation! 1.5 %/K above +25°C 1.5 %/K above +40°C 1.8 %/K above +60°C please refer to application note for temperature measure point that should not exceed 115°C.
Over temperature protection		at +120°C
Thermal shock		MIL-STD-810F
Humidity (non condensing)		95 % rel H max.
Reliability, calculated MTBF (MIL-HDBK-217F, at +70°C, ground benign)		380'000 h
Isolation voltage (60sec.)	<ul style="list-style-type: none"> - Input/Output - Input/Case 	<ul style="list-style-type: none"> 2'250 VDC (basic insulation) 1'600 VDC
Isolation capacitance	- Input/Output	2500 pF max.
Isolation resistance	- Input/Output (500 VDC)	>1 GOhm min.
Switching frequency		250 kHz typ. (puls width modulation)
Safety standards	<ul style="list-style-type: none"> - Certification documents 	<ul style="list-style-type: none"> UL 60950-1, IEC/EN 60950-1 www.tracopower.com/overview/tep160
Remote On/Off	<ul style="list-style-type: none"> - positive logic (standard) - negative logic (option) - Off idle current: 	<ul style="list-style-type: none"> - On: 3 to 12 VDC or open circuit - Off: 0 to 1.2 VDC or short circuit pin 1 and 3 - On: 0 to 1.2 VDC or short circuit pin 1 and 3 - Off: 3 to 12 VDC or open circuit 3 mA
Environmental compliance	<ul style="list-style-type: none"> - Reach - RoHS 	<ul style="list-style-type: none"> www.tracopower.com/overview/tep160 RoHS directive 2011/65/EU

General Specifications


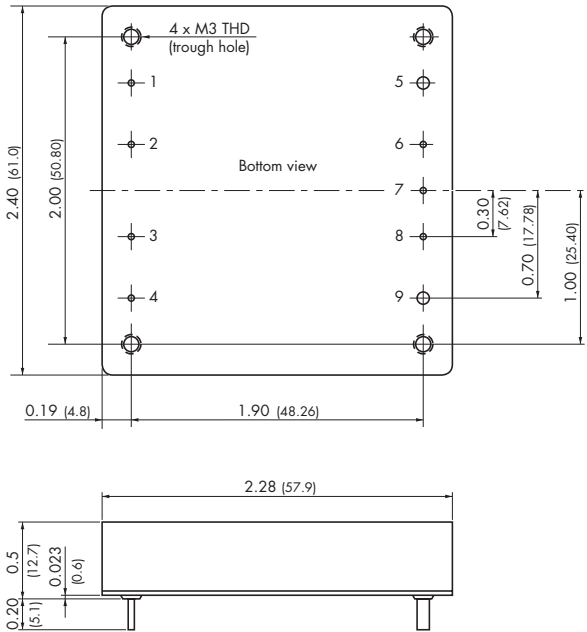
Casing material	metal
Potting material	silicone (UL94V-0 rated)
Base material	FR4
Vibration	MIL-STD-810F

Application note: www.tracopower.com/products/tep160-application.pdf

All specifications valid at nominal input voltage, full load and +25°C after warm-up time unless otherwise stated.

Dimensions

TEP 160 module



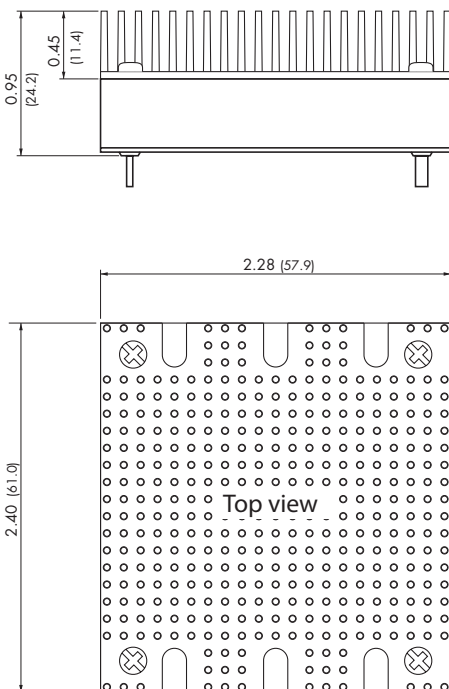
Pin-Out	
Pin	
1	- Vin
2	Case
3	Remote On/Off
4	+ Vin
5	- Vout
6	- Sense*
7	Trim
8	+ Sense*
9	+ Vout

Pin diameter pin 5 & 9: 0.08 (2.0)
 Pin diameter other pins: 0.04 (1.0)

Weight: 105g (3.70oz)

*Sense line to be connected to the output either at the module or at the load under regard of polarity.

TEP-HS1 Heatsink (pictured with heatsink mounted)



Order code: TEP-HS1

Includes heatsink with thermal pad and mounting screws
 To order modules with mounted heatsink ask factory.

Weight: 142 g (5.01oz)
 (Heatsink + Converter)

Dimensions in Inch, () = mm
 Tolerances ± 0.02 (± 0.5)
 Pin pitch tolerances ± 0.01 (± 0.25)
 Mounting hole pitch tolerances ± 0.01 (± 0.25)

Specifications can be changed without notice! Make sure you are using the latest documentation, downloadable at www.tracopower.com



Компания «ЭлектроПласт» предлагает заключение долгосрочных отношений при поставках импортных электронных компонентов на взаимовыгодных условиях!

Наши преимущества:

- Оперативные поставки широкого спектра электронных компонентов отечественного и импортного производства напрямую от производителей и с крупнейших мировых складов;
- Поставка более 17-ти миллионов наименований электронных компонентов;
- Поставка сложных, дефицитных, либо снятых с производства позиций;
- Оперативные сроки поставки под заказ (от 5 рабочих дней);
- Экспресс доставка в любую точку России;
- Техническая поддержка проекта, помощь в подборе аналогов, поставка прототипов;
- Система менеджмента качества сертифицирована по Международному стандарту ISO 9001;
- Лицензия ФСБ на осуществление работ с использованием сведений, составляющих государственную тайну;
- Поставка специализированных компонентов (Xilinx, Altera, Analog Devices, Intersil, Interpoint, Microsemi, Aeroflex, Peregrine, Syfer, Eurofarad, Texas Instrument, Miteq, Cobham, E2V, MA-COM, Hittite, Mini-Circuits, General Dynamics и др.);

Помимо этого, одним из направлений компании «ЭлектроПласт» является направление «Источники питания». Мы предлагаем Вам помощь Конструкторского отдела:

- Подбор оптимального решения, техническое обоснование при выборе компонента;
- Подбор аналогов;
- Консультации по применению компонента;
- Поставка образцов и прототипов;
- Техническая поддержка проекта;
- Защита от снятия компонента с производства.



Как с нами связаться

Телефон: 8 (812) 309 58 32 (многоканальный)

Факс: 8 (812) 320-02-42

Электронная почта: org@eplast1.ru

Адрес: 198099, г. Санкт-Петербург, ул. Калинина, дом 2, корпус 4, литера А.