

REVISIONS				
REV.	ECN/E-R	DESCRIPTION	DATE	APPROVED
B		CUSTOMER DRAWING	2006/04/05	J.SI
C		UPDATED	2006/08/09	
D		UPDATED	2007/01/02	



**AMPHENOL PART NUMBER CONFIGURATION:**

**UE78 - A 1 1 1 8 - 0 X X X X**

**OPTIONAL DUST COVER**  
 0 - WITHOUT DUST COVER  
 D - WITH DUST COVER (SHIP LOOSE)

**PLATING OPTIONS FOR CONNECTOR**  
 2 - 30µ" GOLD PLATING ON MATING AREA  
 GOLD FLASH ON TERMINATION  
 3 - 30µ" GOLD PLATING ON MATING AREA  
 150-300µ" MATTE TIN ON TERMINATION  
 5 - 15µ" GOLD PLATING ON MATING AREA  
 GOLD FLASH ON TERMINATION  
 6 - 15µ" GOLD PLATING ON MATING AREA  
 150-300µ" MATTE TIN ON TERMINATION

**PACKAGING OPTIONS**  
 T - TAPE AND REEL PACKAGING  
 FOR BOTH CONNECTORS AND  
 CAGES  
 H - TAPE AND REEL FOR  
 CONNECTORS TRAY FOR  
 CAGES

**PLATING OPTIONS FOR CAGE**  
 1 - TIN  
 2 - NICKEL

**MATERIAL (RoHS COMPLIANCE):**

**CAGE:**  
 COPPER ALLOY  
 PLATING OPTION 1: 100µ" [2.54 µm] TIN PLATING OVER  
 50 µ" (1.27 µm) NICKEL UNDER PLATING.  
 PLATING OPTION 2: 100µ" [2.54 µm] NICKEL PLATING  
 (NOT FOR SOLDER PINS).  
**DUST COVER**  
 THERMOPLASTIC, COLOR BLACK.  
**PACKAGING:**  
 TAPE AND REEL OR TRAY PACKAGING.  
 TEMPERATURE RANGE: -40 °C TO +85 °C

**CONNECTOR:**

**PLASTIC HOUSING:**  
 HIGH TEMPERATURE RESISTANT NYLON FLAMMABILITY RATING UL94V-0.  
**CONTACTS:**  
 PHOSPHOR BRONZE  
 PLATING OPTION 2: 30µ" [0.76 µm] GOLD ON MATING AREA AND 2 µ"  
 (0.05 µm) GOLD FLASH PLATING ON TERMINATION OVER  
 50µ"[1.27µm] NICKEL UNDER LAYER.  
 PLATING OPTION 3: 30µ" [0.76 µm] GOLD ON MATING AREA AND  
 150-300 µ" (3.81-7.62 µm) LOW WHISKER MATTE TIN PLATING  
 ON TERMINATION OVER 50µ" [1.27 µm] NICKEL UNDER LAYER.  
 PLATING OPTION 5: 15µ" GOLD PLATING ON MATING AREA  
 GOLD FLASH ON TERMINATION  
 PLATING OPTION 6: 15µ" GOLD PLATING ON MATING AREA  
 150-300µ" (3.81-7.62 µm) MATTE TIN ON TERMINATION

**PACKAGING:**  
 TAPE AND REEL.  
 TEMPERATURE RANGE: -40 °C TO +85 °C

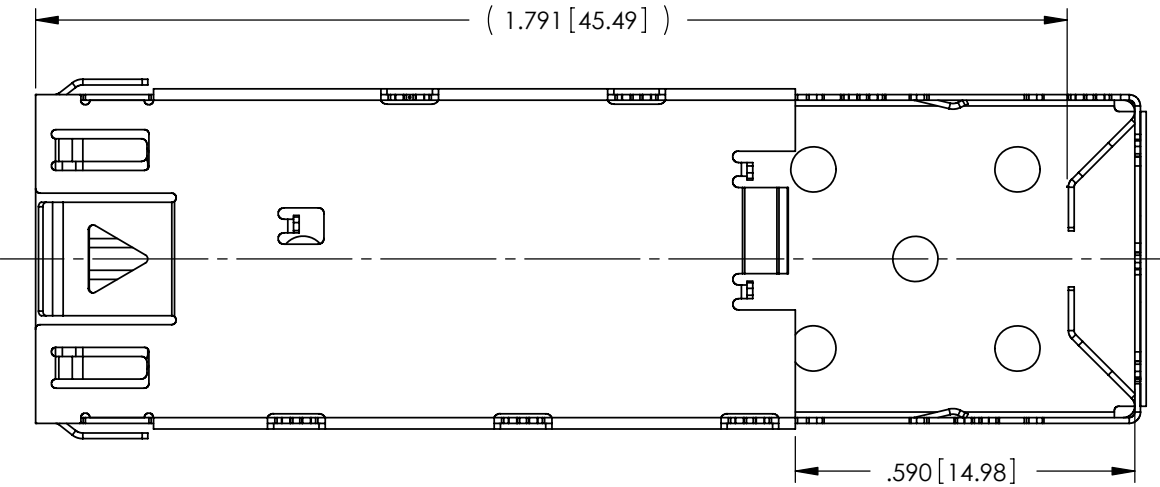
**DO NOT SCALE DRAWING**

THIS DOCUMENT CONTAINS PROPRIETARY INFORMATION AND SUCH INFORMATION MAY NOT BE DISCLOSED TO OTHERS FOR ANY PURPOSE OR USED FOR MANUFACTURING PUPOSES WITHOUT PERMISSION FROM AMPHENOL CANADA CORP.

<b>APPROVALS</b>		<b>DATE</b>	<b>Amphenol Canada Corp.</b>		
DRAWN	A.LIU	2006/02/13			
DESIGNED	J.SI	2006/02/13	TITLE SFP CAGE + CONNECTOR 1X1 8 PRESS FIT / 12 EMI PINS		
CHECKED	J.SI	2006/02/13			
QA APPD	X	X			
IE APPD	X	X	SIZE A3	DWG. NO. P-UE78-A1118-0XXXX	REV. D
DWG APPD			SCALE 2:1	PROJECT	SHEET 1 OF 7



REVISIONS				
REV.	ECN/E-R	DESCRIPTION	DATE	APPROVED
B		CUSTOMER DRAWING	2006/04/05	J.SI
C		UPDATED	2006/08/09	
D		UPDATED	2007/01/02	

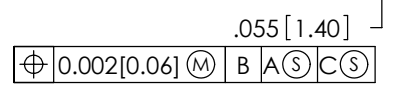
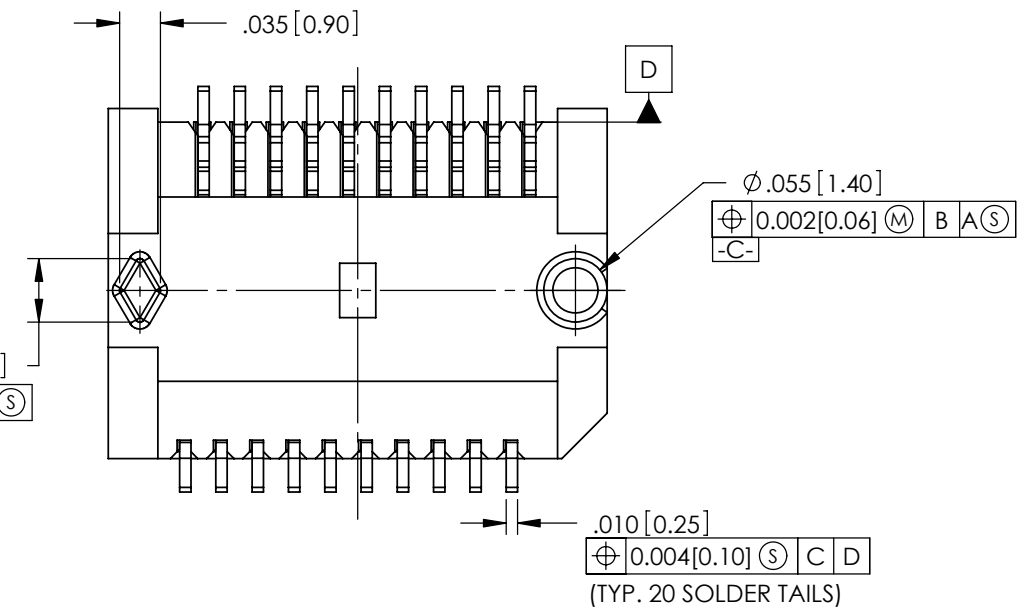


**DO NOT SCALE DRAWING**

THIS DOCUMENT CONTAINS PROPRIETARY INFORMATION AND SUCH INFORMATION MAY NOT BE DISCLOSED TO OTHERS FOR ANY PURPOSE OR USED FOR MANUFACTURING PUPOSES WITHOUT PERMISSION FROM AMPHENOL CANADA CORP.

APPROVALS		DATE	Amphenol Canada Corp.		
DRAWN	A.LIU	2006/02/13	TITLE		
DESIGNED	J.SI	2006/02/13	SFP CAGE + CONNECTOR 1X1 8 PRESS FIT / 12 EMI PINS		
CHECKED	J.SI	2006/02/13	REV. D		
QA APPD	X	X	SIZE	DWG. NO.	REV.
IE APPD	X	X	A3	P-UE78-A1118-OXXXX	D
DWG APPD			SCALE	PROJECT	SHEET
			2:1		2 OF 7

REVISIONS				
REV.	ECN/E-R	DESCRIPTION	DATE	APPROVED
B		CUSTOMER DRAWING	2006/04/05	J.SI
C		UPDATED	2006/08/09	
D		UPDATED	2007/01/02	



**DO NOT SCALE DRAWING**

THIS DOCUMENT CONTAINS PROPRIETARY INFORMATION AND SUCH INFORMATION MAY NOT BE DISCLOSED TO OTHERS FOR ANY PURPOSE OR USED FOR MANUFACTURING PURPOSES WITHOUT PERMISSION FROM AMPHENOL CANADA CORP.

APPROVALS		DATE	Amphenol Canada Corp.		
DRAWN	A.LIU	2006/02/13	TITLE		
DESIGNED	J.SI	2006/02/13	SFP CAGE + CONNECTOR 1X1 8 PRESS FIT / 12 EMI PINS		
CHECKED	J.SI	2006/02/13			
QA APPD	X	X			
IE APPD	X	X	SIZE A3	DWG. NO. P-UE78-A1118-0XXXX	REV. D
DWG APPD			SCALE 4:1	PROJECT	SHEET 3 OF 7

REVISIONS				
REV.	ECN/E-R	DESCRIPTION	DATE	APPROVED
B		CUSTOMER DRAWING	2006/04/05	
C		UPDATED	2006/08/09	
D		UPDATED	2007/01/02	



TOP VIEW OF BOAD



BOTTOM VIEW OF BOAD

RECOMMENDED LAYOUT DETAIL  
MATING TRANSCEIVER PCB

DO NOT SCALE DRAWING

THIS DOCUMENT CONTAINS PROPRIETARY INFORMATION AND SUCH INFORMATION MAY NOT BE DISCLOSED TO OTHERS FOR ANY PURPOSE OR USED FOR MANUFACTURING PUPOSES WITHOUT PERMISSION FROM AMPHENOL CANADA CORP.

APPROVALS		DATE	Amphenol Canada Corp.		
DRAWN	A.LIU	2006/02/13	TITLE SFP CAGE + CONNECTOR 1X1 8 PRESS FIT / 12 EMI PINS		
DESIGNED	J.SI	2006/02/13			
CHECKED	J.SI	2006/02/13			
QA APPD	X	X			
IE APPD	X	X	SIZE A3	DWG. NO. P-UE78-A1118-0XXXX	REV. D
DWG APPD			SCALE 4:1	PROJECT	SHEET 4 OF 7

**REVISIONS**

REV.	ECN/E-R	DESCRIPTION	DATE	APPROVED
B		CUSTOMER DRAWING	2006/04/05	J.SI
C		UPDATED	2006/08/09	
D		UPDATED	2007/01/02	

NOTES;  
 1. DATUM AND BASIC DIMENTIONS ESTABLISHED BY CUSTOMER  
 2. PADS AND VIAS ARE CHASSIS GROUND, 11 PLACES.  
 3. THROUGH HOLES, PLATING OPTIONAL.



APPROVALS		DATE	Amphenol Canada Corp.	
DRAWN	A.LIU	2006/02/13	TITLE	
DESIGNED	J.SI	2006/02/13	SFP CAGE + CONNECTOR 1X1 8 PRESS FIT / 12 EMI PINS	
CHECKED	J.SI	2006/02/13	SIZE	DWG. NO.
QA APPD	X	X	A3	P-UE78-A1118-0XXXX
IE APPD	X	X	SCALE	PROJECT
DWG APPD			2:1	SHEET
				5 OF 7

REVISIONS				
REV.	ECN/E-R	DESCRIPTION	DATE	APPROVED
B		CUSTOMER DRAWING	2006/04/05	J.SI
C		UPDATED	2006/08/09	
D		UPDATED	2007/01/02	



RECOMMENDED BEZEL DESIGN  
(ONE SIDE CAGE MOUNTING)



RECOMMENDED BEZEL DESIGN  
(BELLY TO BELLY CAGE MOUNTING)

DO NOT SCALE DRAWING

THIS DOCUMENT CONTAINS PROPRIETARY INFORMATION AND SUCH INFORMATION MAY NOT BE DISCLOSED TO OTHERS FOR ANY PURPOSE OR USED FOR MANUFACTURING PUPOSES WITHOUT PERMISSION FROM AMPHENOL CANADA CORP.

APPROVALS		DATE	Amphenol Canada Corp.		
DRAWN	A.LIU	2006/02/13	TITLE		
DESIGNED	J.SI	2006/02/13	SFP CAGE + CONNECTOR 1X1 8 PRESS FIT / 12 EMI PINS		
CHECKED	J.SI	2006/02/13	REV. D		
QA APPD	X	X	SIZE A3	DWG. NO. P-UE78-A1118-0XXXX	REV. D
IE APPD	X	X	SCALE 2:1	PROJECT	SHEET 6 OF 7
DWG APPD					

REVISIONS				
REV.	ECN/E-R	DESCRIPTION	DATE	APPROVED
B		CUSTOMER DRAWING	2006/04/05	
C		UPDATED	2006/08/09	
D		UPDATED	2007/01/02	



RECOMMENDED SFP HOST BOARD LAYOUT  
(BELLY TO BELLY CAGE MOUNTING)

**DO NOT SCALE DRAWING**

THIS DOCUMENT CONTAINS PROPRIETARY INFORMATION AND SUCH INFORMATION MAY NOT BE DISCLOSED TO OTHERS FOR ANY PURPOSE OR USED FOR MANUFACTURING PUPOSES WITHOUT PERMISSION FROM AMPHENOL CANADA CORP.

<b>APPROVALS</b>		<b>DATE</b>	<b>Amphenol Canada Corp.</b>		
DRAWN	A.LIU	2006/02/13	TITLE SFP CAGE + CONNECTOR 1X1 8 PRESS FIT / 12 EMI PINS		
DESIGNED	J.SI	2006/02/13			
CHECKED	J.SI	2006/02/13			
QA APPD	X	X	SIZE A3		
IE APPD	X	X			
DWG APPD			SCALE 2:1	PROJECT	REV. D
			SHEET	7 OF 7	



Компания «ЭлектроПласт» предлагает заключение долгосрочных отношений при поставках импортных электронных компонентов на взаимовыгодных условиях!

Наши преимущества:

- Оперативные поставки широкого спектра электронных компонентов отечественного и импортного производства напрямую от производителей и с крупнейших мировых складов;
- Поставка более 17-ти миллионов наименований электронных компонентов;
- Поставка сложных, дефицитных, либо снятых с производства позиций;
- Оперативные сроки поставки под заказ (от 5 рабочих дней);
- Экспресс доставка в любую точку России;
- Техническая поддержка проекта, помощь в подборе аналогов, поставка прототипов;
- Система менеджмента качества сертифицирована по Международному стандарту ISO 9001;
- Лицензия ФСБ на осуществление работ с использованием сведений, составляющих государственную тайну;
- Поставка специализированных компонентов (Xilinx, Altera, Analog Devices, Intersil, Interpoint, Microsemi, Aeroflex, Peregrine, Syfer, Eurofarad, Texas Instrument, Miteq, Cobham, E2V, MA-COM, Hittite, Mini-Circuits, General Dynamics и др.);

Помимо этого, одним из направлений компании «ЭлектроПласт» является направление «Источники питания». Мы предлагаем Вам помощь Конструкторского отдела:

- Подбор оптимального решения, техническое обоснование при выборе компонента;
- Подбор аналогов;
- Консультации по применению компонента;
- Поставка образцов и прототипов;
- Техническая поддержка проекта;
- Защита от снятия компонента с производства.



#### Как с нами связаться

**Телефон:** 8 (812) 309 58 32 (многоканальный)

**Факс:** 8 (812) 320-02-42

**Электронная почта:** [org@eplast1.ru](mailto:org@eplast1.ru)

**Адрес:** 198099, г. Санкт-Петербург, ул. Калинина, дом 2, корпус 4, литера А.