

Relay Module - PLC-RPT-110UC/21AU/RW - 2900323

Please be informed that the data shown in this PDF Document is generated from our Online Catalog. Please find the complete data in the user's documentation. Our General Terms of Use for Downloads are valid (<http://phoenixcontact.com/download>)



PLC-INTERFACE for railway applications, consisting of basic terminal block with push-in connection and plug-in miniature relay with multi-layer gold contact, range: $0.7 \times U_N$ to $1.25 \times U_N$, temperature class TX: -40°C to $+70^\circ\text{C}$, 1 PDT, input voltage 110 V DC

The illustration shows the version
PLC-RSP-24UC/21/RW

Product Features

- Optimum relay operation thanks to wide-range electronics
- Safe isolation according to DIN EN 50178 between coil and contact
- Vibration and shock resistance according to EN 50155
- Certified according to EN 50155
- Input voltage range of 0.7 to $1.25 \times U_N$ ($1.4 \times U_N$ briefly)
- Temperature range from -40°C to $+70^\circ\text{C}$ ($+85^\circ\text{C}$ briefly)
- Spring-cage and Push-in connection technology



Key commercial data

| | |
|--------------------------------------|-----------|
| Packing unit | 1 pc |
| Weight per Piece (excluding packing) | 99.99 GRM |
| Custom tariff number | 85364900 |
| Country of origin | Germany |

Technical data

Note

| | |
|-------------------------|---|
| Utilization restriction | EMC: class A product, see manufacturer's declaration in the download area |
|-------------------------|---|

Dimensions

| | |
|--------|--------|
| Width | 6.2 mm |
| Height | 80 mm |

Relay Module - PLC-RPT-110UC/21AU/RW - 2900323

Technical data

Dimensions

| | |
|-------|-------|
| Depth | 94 mm |
|-------|-------|

Ambient conditions

| | |
|---|---|
| Ambient temperature (operation) | -40 °C ... 70 °C (Temperature class TX) |
| Ambient temperature (storage/transport) | -40 °C ... 85 °C |

Coil side

| | |
|---|-----------------------------------|
| Nominal input voltage U_N | 110 V DC |
| Input voltage range in reference to U_N | 0.7 ... 1.25 |
| Typical input current at U_N | 2 mA |
| Typical response time | 4 ms |
| Typical release time | 4 ms |
| Operating voltage display | Yellow LED |
| Protective circuit | Bridge rectifier Bridge rectifier |
| | Free-wheeling diode Damping diode |
| | Surge protection |
| | RCZ filter |
| | Wide-range electronics |

Contact side

| | |
|--|---|
| Contact type | 1 PDT |
| Contact material | AgSnO, hard gold-plated |
| Maximum switching voltage | 30 V AC |
| | 36 V DC |
| Minimum switching voltage | 100 mV (at 10 mA) |
| Maximum inrush current | 50 mA |
| Min. switching current | 1 mA (at 24 V) |
| Limiting continuous current | 50 mA |
| Interrupting rating (ohmic load) max. | 1.2 W (at 24 V DC) |
| Switching capacity in acc. with DIN VDE 0660/IEC 60947 | 1 A (24 V (DC13)) |
| | 0.2 A (110 V (DC13)) |
| | 0.1 A (220 V (DC13)) |
| | 3 A (24 V (AC15)) |
| | 3 A (120 V (AC15)) |
| | 3 A (230 V (AC 15)) |
| Note | the following values are applicable if a gold layer is destroyed |
| Maximum switching voltage | 250 V AC/DC (Separating plate PLC-ATP must be installed for voltages larger than 250 V (L1, L2, L3) between identical terminal blocks in adjacent modules.) |

Relay Module - PLC-RPT-110UC/21AU/RW - 2900323

Technical data

Contact side

| | |
|--|--------------------------|
| Minimum switching voltage | 12 V AC/DC |
| Limiting continuous current | 6 A (see derating curve) |
| Min. switching current | 10 mA |
| Interrupting rating (ohmic load) max. | 140 W (at 24 V DC) |
| | 20 W (at 48 V DC) |
| | 18 W (at 60 V DC) |
| | 23 W (at 110 V DC) |
| | 40 W (at 220 V DC) |
| | 1500 VA (for 250 V AC) |
| Switching capacity in acc. with DIN VDE 0660/IEC 60947 | 2 A (at 24 V, DC13) |
| | 0.2 A (at 110 V, DC13) |
| | 0.1 A (at 220 V, DC13) |
| | 3 A (at 24 V, AC15) |
| | 3 A (at 120 V, AC15) |
| | 3 A (at 230 V, AC15) |

General

| | |
|--|-------------------------------------|
| Test voltage relay winding/relay contact | 4 kV _{rms} (50 Hz, 1 min.) |
| Operating mode | 100% operating factor |
| Degree of protection | RT III (Relay) |
| | IP20 (Relay socket) |
| Mechanical service life | Approx. 2×10^7 cycles |
| Inflammability class according to UL 94 | V0 |
| Standards/regulations | EN 50155 (VDE 0115 part 200) |
| | EN 50178 |
| | IEC 62103 |
| | EN 61373 |
| | EN 50121 |
| Rated surge voltage / insulation | 6 kV |
| Rated insulation voltage | 250 V AC |
| Pollution degree | 2 |
| Surge voltage category | III |
| Mounting position | any |
| Assembly instructions | In rows with zero spacing |

Connection data

| | |
|-------------------|--------------------|
| Connection method | Push-in connection |
| Stripping length | 8 mm |

Relay Module - PLC-RPT-110UC/21AU/RW - 2900323

Technical data

Connection data

| | |
|--|----------------------|
| Conductor cross section stranded min. | 0.14 mm ² |
| Conductor cross section stranded max. | 2.5 mm ² |
| Conductor cross section solid min. | 0.14 mm ² |
| Conductor cross section solid max. | 2.5 mm ² |
| Conductor cross section AWG/kcmil max | 14 |
| Conductor cross section AWG/kcmil min. | 26 |

Classifications

eCl@ss

| | |
|------------|----------|
| eCl@ss 4.0 | 27371001 |
| eCl@ss 4.1 | 27371001 |
| eCl@ss 5.0 | 27371001 |
| eCl@ss 5.1 | 27371001 |
| eCl@ss 6.0 | 27371001 |
| eCl@ss 7.0 | 27371001 |
| eCl@ss 8.0 | 27371001 |

ETIM

| | |
|----------|----------|
| ETIM 4.0 | EC000196 |
| ETIM 5.0 | EC000196 |

UNSPSC

| | |
|---------------|----------|
| UNSPSC 6.01 | 30211916 |
| UNSPSC 7.0901 | 39121515 |
| UNSPSC 11 | 39121515 |
| UNSPSC 12.01 | 39121515 |
| UNSPSC 13.2 | 39121515 |

Approvals

Approvals

Approvals

UL Listed / cUL Listed / UL Recognized / cUL Recognized / GL / cULus Recognized / cULus Listed

Ex Approvals

Relay Module - PLC-RPT-110UC/21AU/RW - 2900323


Approvals

Approvals submitted

Approval details


UL Listed 


cUL Listed 

UL Recognized 

cUL Recognized 

GL

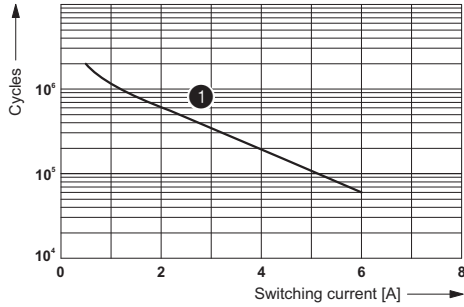
cULus Recognized  

cULus Listed  

Drawings

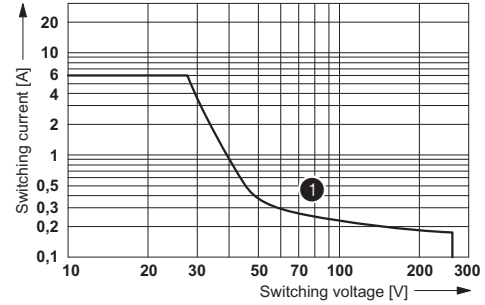
Relay Module - PLC-RPT-110UC/21AU/RW - 2900323

Diagram



1 250 V AC, ohmic load

Diagram

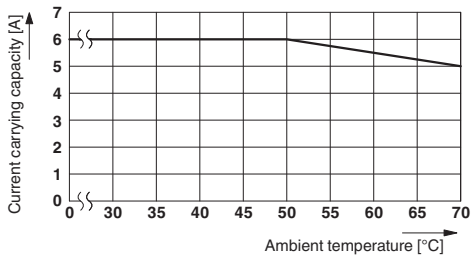


1 ohmic load

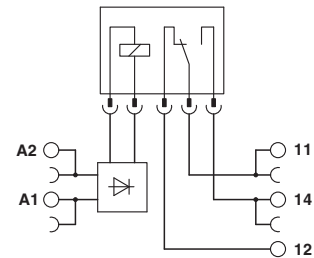
Electrical service life

DC interrupting rating

Diagram



Circuit diagram



Derating diagram



Компания «ЭлектроПласт» предлагает заключение долгосрочных отношений при поставках импортных электронных компонентов на взаимовыгодных условиях!

Наши преимущества:

- Оперативные поставки широкого спектра электронных компонентов отечественного и импортного производства напрямую от производителей и с крупнейших мировых складов;
- Поставка более 17-ти миллионов наименований электронных компонентов;
- Поставка сложных, дефицитных, либо снятых с производства позиций;
- Оперативные сроки поставки под заказ (от 5 рабочих дней);
- Экспресс доставка в любую точку России;
- Техническая поддержка проекта, помощь в подборе аналогов, поставка прототипов;
- Система менеджмента качества сертифицирована по Международному стандарту ISO 9001;
- Лицензия ФСБ на осуществление работ с использованием сведений, составляющих государственную тайну;
- Поставка специализированных компонентов (Xilinx, Altera, Analog Devices, Intersil, Interpoint, Microsemi, Aeroflex, Peregrine, Syfer, Eurofarad, Texas Instrument, Miteq, Cobham, E2V, MA-COM, Hittite, Mini-Circuits, General Dynamics и др.);

Помимо этого, одним из направлений компании «ЭлектроПласт» является направление «Источники питания». Мы предлагаем Вам помощь Конструкторского отдела:

- Подбор оптимального решения, техническое обоснование при выборе компонента;
- Подбор аналогов;
- Консультации по применению компонента;
- Поставка образцов и прототипов;
- Техническая поддержка проекта;
- Защита от снятия компонента с производства.



Как с нами связаться

Телефон: 8 (812) 309 58 32 (многоканальный)

Факс: 8 (812) 320-02-42

Электронная почта: org@eplast1.ru

Адрес: 198099, г. Санкт-Петербург, ул. Калинина, дом 2, корпус 4, литера А.